



WORKING FOR ALL

NEBRASKANS

2024

ANNUAL REPORT

Nebraska Department of
ECONOMIC DEVELOPMENT



ABOUT US

Since 1967, the Nebraska Department of Economic Development (DED) has been focused on growing and diversifying the state's economic base, pursuing a good life with great opportunities on behalf of the people of Nebraska. As the state's lead economic development agency, the vision to grow Nebraska is what inspires us each and every day.

ABOUT THIS REPORT

We endeavor to be efficient, effective and customer focused as we operate programs and administer State funding for economic development. This document fulfills our promise to our Governor, the Nebraska State Legislature and the taxpayers we serve to remain transparent, accountable and proactive in the way we report program data and expenditures. Questions about this report? Contact us using the information provided.

HOW TO CONTACT US


We want you to know more about our mission, programs and achievements on behalf of the citizens of Nebraska! For additional information about our agency and what we do — including our entire portfolio of legislative programs and a library of our previous annual reports — visit:

opportunity.nebraska.gov

Follow us on social media to stay up to date on our latest news and activities!

www.facebook.com/DevelopNebraska

[X \(Twitter\): @DevelopNebraska](https://twitter.com/DevelopNebraska)



MESSAGE FROM DIRECTOR K.C. BELITZ



Governor Pillen, Members of the State Legislature and Fellow Nebraskans:

The Nebraska Department of Economic Development (DED) presents this Legislative Annual Report in fulfillment of the agency's statutory reporting obligations. DED's public servants take pride in making a difference for our neighbors, hometowns, and state. Our team is committed to supporting Nebraska's growth and prosperity.

We're encouraged by the strong results we've seen in population and workforce growth. In December 2024, the Census Bureau reported that Nebraska has surpassed the milestone of two million residents. Nebraska's estimated population growth during 2024 was its largest since 1995. As we approach the midpoint of 2025, more

Nebraskans are employed than ever before. April 2025 marked the state's fourth consecutive month of record-high employment.

Nebraska continues to see strong growth in manufacturing. In the fourth quarter of 2024, Nebraska's annualized manufacturing GDP climbed to \$21.7 billion—having grown almost 50% (48.9%) over the past five years. We're especially seeing growth at the intersection of agriculture and manufacturing. This includes the launch of Sustainable Beef in North Platte, the grand opening of Norfolk Crush's soy processing facility, and expansions from Reinke in Deshler and Lindsay Corporation in Lindsay.

As DED's responsibilities have grown, our team has stepped up to the challenge. During 2024, we...

- Co-hosted the largest **Governor's Summit** to date in Kearney.
- Launched **6 Regions, One Nebraska** to encourage cooperation, rather than competition, among neighboring communities.
- Recruited major players in the bioeconomy— **Plant-Based Product Council** and **World Bio Markets**—to hold signature events in Nebraska.
- Coordinated successful **trade missions** to the Czech Republic and Germany.
- Renewed the **Good Life Is Calling campaign**, holding initial recruitment events in Chicago and Colorado Springs.
- Announced \$234 million of **North and South Omaha Recovery Grants** and celebrated other Economic Recovery program successes.
- Significantly reduced the time to release funds for awarded **housing** projects.
- Drastically cut processing time for **ImagineNE** applications.
- Confirmed the strong ROI of the **Business Innovation Act** programs.

And that only scratches the surface of all that we've accomplished!

DED is grateful to work alongside dedicated partners to grow Nebraska. We're thankful for the strong relationships we enjoy with local governments, chambers of commerce, economic development organizations, utility providers, housing agencies, and educational institutions. Together, we're growing Nebraska for our kids and grandkids.

Sincerely,

A handwritten signature of K.C. Belitz in black ink.

K.C. Belitz
Director



CONTENTS

Part 1: The Nebraska Business Innovation Act.....8

Part 2: The Nebraska Operational Assistance Program.....16

Part 3: The Civic and Community Center Financing Fund.....18

Part 4: The Nebraska Affordable Housing Trust Fund.....26

Part 5: The Rural Workforce Housing Fund.....34

Part 6: The Middle Income Workforce Housing Fund.....38

Part 7: The Customized Job Training Program.....40

Part 8: The Accredited Job Training Program.....42

Part 9: Intern Nebraska (InternNE).....44

Part 10: The Site and Building Development Fund.....54

Appendix.....57



From ag robotics to logistics technology, Nebraska startups are at the forefront of inventive product breakthroughs. The ingenuity of the state’s entrepreneurs is helping to create jobs and draw investment to the Good Life.

The Business Innovation Act (BIA) of 2011 authorized a suite of grant and investment programs for Nebraska-based startups and small businesses. BIA programs are a valuable tool for the State to support high-potential, high-tech small businesses at every stage of growth. In Fiscal Year 2023-2024, DED received 186 requests for funding under BIA programs, in the combined amount of \$25,353,861. DED awarded \$14,135,531 as detailed in the tables below. DED administers the following BIA programs:

Microenterprise Assistance Program

The Microenterprise Assistance Program awards funding to nonprofits in Nebraska that specialize in providing technical assistance and loans to small businesses. DED received five applications for funding in FY 2023-

2024 requesting \$4,804,000. DED awarded \$2,954,000 through the program.

One applicant requested \$1,477,000 through the Microenterprise Technical Assistance Program, which DED awarded in full. Four applicants requested a combined \$3,327,000 for Microenterprise Lending Assistance Program. DED awarded all applicants a sum total of \$1,477,000 (Table 1.1).

Nebraska Seed Investment Program

The Nebraska Seed Investment Program is an equity investment program that supports early-stage startups in their commercialization of a product, service, or technology. DED contracts with Invest Nebraska, a nonprofit 501(c)3 venture capital firm, to operate the program. Invest Nebraska conducts

due diligence on all applicants and places and holds the equity investments made through the program. In FY 2023-2024, DED and Invest Nebraska received 48 requests for seed funding in the amount of \$8,674,200. Of these requests, \$4,040,000 of investments were made to 16 applicants (Table 1.2).

Nebraska Innovation Fund Prototype Grant Program

The Nebraska Innovation Fund Prototype Grant Program assists companies with initial product development. Applicants must show the proposed product has high growth potential and must demonstrate that it innovatively answers a market need. In FY 2023-2024, DED received 87 requests for funding through the program totaling \$9,402,269. The Department awarded \$4,864,880 of prototype grants to 60 applicants (Table 1.3).

Table 1.1 Microenterprise Assistance Program Awards, FY 2023-2024

Award Type	Recipient	Award Amount	Location
Microenterprise Technical Assistance	Center for Rural Affairs	\$1,477,000	Grand Island
Microenterprise Lending Assistance	Economic Empowerment Center DBA Lending Link	\$307,000	Omaha
Microenterprise Lending Assistance	Center for Rural Affairs	\$390,000	Grand Island
Microenterprise Lending Assistance	Nebraska Enterprise Fund	\$390,000	Oakland
Microenterprise Lending Assistance	Northeast Economic Development, Inc.	\$390,000	Norfolk
Total		\$2,954,000	

Table 1.2 Nebraska Seed Investment Program Awards, FY 2023-2024

Recipient	Award Amount	Location	Special Designation
AuditMiner	\$400,000	Omaha	
Basic Block, Inc.	\$250,000	Lincoln	
Centese, Inc.	\$125,000	Omaha	
DataFeel	\$250,000	Omaha	
Ecsell Sports, LLC	\$250,000	Lincoln	
Fanword, Inc.	\$250,000	Lincoln	
Grain Weevil	\$250,000	Omaha	Value-Added Ag
KeyboardCat, Inc (dba CodeBuddy)	\$125,000	Lincoln	
Maptician, Inc.	\$500,000	Lincoln	
Nave Analytics, Inc.	\$140,000	Kearney	Value-Added Ag
Nestimate	\$250,000	Lincoln	
Project Ferro (dba Ferro)	\$250,000	Omaha	
Reflex Arc, Inc.	\$250,000	Omaha	
Synbiotic Health, Inc.	\$250,000	Lincoln	
TenFour Labs, Inc. (dba Headset App)	\$250,000	Lincoln	
University Medical Devices, Inc. (dba Microwash)	\$250,000	Omaha	
Total	\$4,040,000		

Table 1.3 Nebraska Innovation Fund Prototype Grant Program Awards, FY 2023-2024

Company	Award	Location	Special Designation
429 Technologies LLC	\$50,000	Omaha	
Accelerant	\$10,000	Alvo	
Action Center Group, LLC	\$75,000	Omaha	Econ. Redevelopment
Adore MOM Senior Living Experts, LLC	\$75,000	Omaha	
Alpaca, Inc.	\$75,000	Omaha	
Aqualytics	\$16,000	Elkhorn	
Auctic	\$50,000	Omaha	
Automated Assessments LLC	\$75,000	Omaha	
Bish Enterprises	\$65,000	Giltner	
Boop, LLC	\$100,000	Garland	
Builtzer	\$65,000	Omaha	
Cattle Kettle	\$100,000	Gothenburg	Value-Added Ag
Customer Insight	\$120,000	Roca	
Datamate	\$70,000	Omaha	


Company	Award	Location	Special Designation
DevObsessed	\$75,000	Omaha	
DisCover Technologies Corp	\$75,000	Beatrice	
DivorceTech, LLC	\$80,000	Omaha	
Dwellr, Inc	\$75,000	Lincoln	
ECS Technology	\$100,000	Elkhorn	
FarmAfield Labs	\$100,000	Lincoln	Value-Added Ag
FinDaily Inc.	\$75,000	Omaha	
Flyover Ventures, LLC dba BovEye	\$115,000	North Bend	Value-Added Ag
Fun! Events, Inc.	\$100,000	Lincoln	
GOVOLLEYBALL, LLC	\$75,000	Lincoln	
Grain Weevil Corporation	\$100,800	Aurora	Value-Added Ag
Gro Master, Inc.	\$90,000	Omaha	Value-Added Ag
Hazlo Health	\$75,000	Omaha	
HERE Innovation	\$30,000	Omaha	
Honest Annuity	\$60,000	Lincoln	
Hoof Track	\$120,000	Odell	Value-Added Ag
Ideologix Insights, LLC	\$75,000	Omaha	
Innovative Long Term Care Solutions	\$100,000	Omaha	
Kaizen Design LLC	\$150,000	Kearney	
Kana Systems	\$150,000	Lincoln	
Leverage Planning	\$75,000	Omaha	
Linear A Data, LLC	\$95,000	Yutan	
Midlands Printing	\$62,000	Omaha	
Moneiva	\$100,000	Omaha	
Nave Analytics	\$50,000	Kearney	Value-Added Ag
NaviSavi	\$100,000	Oxford	
Nebraska Vegetable and Protein LLC	\$150,000	Nebraska City	Value-Added Ag
Neurosound, LLC	\$68,000	Lincoln	
Novetechnologies, LLC	\$75,000	Fort Calhoun	Value-Added Ag
OMEDUS	\$60,000	Omaha	Econ. Redevelopment
Open Chair	\$60,000	Elkhorn	
OpenSpot, Inc	\$100,000	Omaha	
Prairie Goldenrod Technologies Inc.	\$50,000	Omaha	
River Otter Solutions	\$50,000	Lincoln	
Savii CO	\$100,000	Elkhorn	
Shultz Hay, LLC	\$112,000	Cozad	Value-Added Ag
Signetik	\$46,080	Lincoln	
Social Assurance	\$90,000	Lincoln	

Company	Award	Location	Special Designation
Stat PD	\$80,000	Harrison	
TenFour Labs, LLC	\$100,000	Lincoln	
Tiimly, LLC	\$100,000	Lincoln	
Trexcel Corporation	\$75,000	Omaha	
Valid Dot Care, Inc	\$60,000	Aurora	
Vesta	\$100,000	Ralston	
Viosimos Agriculture, LLC	\$60,000	Lincoln	Value-Added Ag
Workshop	\$80,000	Omaha	
Total	\$4,864,880		

The Business Innovation Act (BIA) of 2011 authorized a suite of grant and investment programs for Nebraska-based startups and small businesses. DED administers these programs, with support from Invest Nebraska.

BIA programs assist with product development (Prototype Grants), university research or tech transfer (Academic R&D Grants), applying for—and matching awards through—federal Small Business Innovation Research/Small Business Technology Transfer programs (SBIR/ STTR Matching Grants), and access to capital via equity investment (the Seed Investment Program).

The 2024 BIA Economic Impact report confirmed the strong—and rising—return on investment from the State’s Business Innovation Act programs. BIA funds have attracted \$11.52 of private capital investment for every \$1 awarded. Businesses participating in BIA programs have also generated \$15.90 of revenue per dollar of State investment.



BIA-supported businesses have a combined economic impact of nearly \$1.2 billion annually, contributing more than \$27.0 million of taxes to state and local governments each year.

“ BIA program funding allowed me to get over those first hurdles that, without startup funding, are kind of impossible to surmount unless you’re independently wealthy. I started this company on a postdoctoral salary. I wouldn’t have been able to take the time and effort to get it off the ground without these awards.”

~ Dr. Sean Carr, CEO of Molecular Trait Evolution

Table 1.4 Nebraska Academic R&D Grant Program Awards, FY 2023-2024

Award Type (Phase I,II)	Recipient	Award Amount	Location	Special Designation
Phase II	A+ Berry, Inc.	\$300,000	Lincoln	Value-Added Ag
Phase I	AKRS	\$80,000	Lincoln	Value-Added Ag
Phase I	Beatrice Bakery Company	\$25,000	Beatrice	
Phase I	Blue Sky Prairie Innovations	\$100,000	Lincoln	Value-Added Ag
Phase II	CellGro Technologies	\$187,200	Lincoln	
Phase I	Daro, LLC	\$95,000	Lincoln	Value-Added Ag
Phase I	Farm Credit Services of America	\$64,000	Omaha	Value-Added Ag
Phase I	Firework Media Studio, LLC	\$9,653	Eagle	
Phase II	Global Fiber Processing	\$193,398	Giltner	Value-Added Ag
Phase I	Greeneye Technologies	\$74,400	Lincoln	Value-Added Ag
Phase I	Hemaglobal, LLC	\$25,000	Omaha	Bioscience
Phase I	Henderson State Bank	\$24,000	York	Value-Added Ag
Phase I	Hinco	\$10,000	Lincoln	Value-Added Ag
Phase I	Molecular Trait Evolution	\$24,000	Lincoln	Value-Added Ag
Phase II	NuTek Natural Ingredients	\$400,000	Omaha	Value-Added Ag
Total		\$1,611,651		

Nebraska Academic R&D Grant Program

The Nebraska Academic R&D Grant Program supports companies who engage with an institution of higher education in Nebraska on activities that lead to new or improved products. These activities include applied research, the licensure of

intellectual property, or use of core facilities.

R&D awards are available during two phases. Phase I grants are typically awarded to first-time recipients and often support proof-of-concept activities. Phase II grants are awarded to companies who have successfully completed the

first phase, and typically represent technical assistance for product design and development. For FY 2023-2024, DED received 15 applications for Academic R&D grants requesting \$1,748,424. The Department issued 15 awards totaling \$1,611,651 (Table 1.4).



Located in Lincoln, Marble Technologies is a robotics company building automated systems for the meat processing industry to improve labor productivity, enhance quality, and reduce waste.





The Business Innovation Act of 2011 specifically authorizes funds to encourage value-added agriculture (increasing the worth of ag products through innovative processing and practices). Companies funded through the Value-added Agriculture Program are listed in the BIA program award tables. In FY 2023-2024, DED awarded \$3,057,598 through the Value-added Agriculture Program.

The Unicameral passed legislation in 2017 to create the Bioscience Innovation Program under the BIA. The program supports small enterprises in the bioscience sector by providing financial assistance for research and development of products such as biofuels, biotechnologies, and biopharmaceuticals. Recipients of Bioscience Innovation Program funds are indicated in the BIA program award tables. In FY 2023-2024, DED awarded \$225,000 through the Bioscience Innovation Program.

In 2022, the Nebraska Legislature authorized DED to give preference to Business Innovation Act prototype applicants in “economic redevelopment areas.” The Unicameral prioritized these areas for funding due to their above-average unemployment and poverty rates. Recipients awarded in economic development areas are noted in the BIA program award tables. In FY 2023-2024, DED awarded \$135,000 to projects in economic redevelopment areas.

Table 1.5 Nebraska SBIR/STTR Grant Program Awards, FY 2023-2024

Award Type (Phase 0, I, II)	Recipient	Award Amount	Location	Special Designation
Phase 0	BactLD	\$5,000	Omaha	
Phase II	Birds Eye Robotics	\$100,000	Herman	Value-Added Ag
Phase 0	Blue Sky Prairie Innovations	\$5,000	Lincoln	Value-Added Ag
Phase I	Bluestem Biosciences, Inc.	\$100,000	Omaha	
Phase 0	CertAlert Inc.	\$5,000	Omaha	
Phase 0	Daro, LLC	\$5,000	Lincoln	Value-Added Ag
Phase 0	EIO Diagnostics, Inc.	\$5,000	Lincoln	Value-Added Ag
Phase 0	Elvee Performance Technologies	\$5,000	Ashland	
Phase II	Exavir Therapeutics	\$100,000	Omaha	Bioscience
Phase 0	FARMSTEAD SENSE LLC	\$5,000	Lincoln	Value-Added Ag
Phase 0	Flyover Ventures, LLC dba BovEye	\$5,000	North Bend	Value-Added Ag
Phase II	Grain Weevil Corporation	\$100,000	Aurora	Value-Added Ag
Phase 0	Kaizen Design LLC	\$5,000	Kearney	
Phase II	Neurocarrus	\$100,000	Lincoln	Bioscience
Phase 0	OakTree Collaborative, Inc	\$5,000	Omaha	
Phase 0	Plains Technologies	\$5,000	Lincoln	Value-Added Ag
Phase I	Silicon Cures LLC	\$100,000	Omaha	
Phase 0	Veritas Ventures LLC	\$5,000	Grant	
Phase 0	Voice-It Inc.	\$5,000	Omaha	
Total		\$665,000		

Nebraska Small Business Innovation Research/Small Business Tech Transfer (SBIR/STTR) Grant Program

The Nebraska SBIR/STTR Grant Program supports companies applying for or making use of funding through the federal Small Business Innovation Research/ Small Business Technology Transfer initiative. Awards are available in three phases:

- Phase 0 grants provide financial assistance to small businesses applying for federal SBIR/STTR funds.

- Phase I grants are state matching funds available to Nebraska small businesses who have won federal SBIR/ STTR grants to research the feasibility of a proposed product or service.
- Phase II grants are state matching funds available to Nebraska small businesses who have successfully completed Phase I feasibility research and have received additional federal SBIR/STTR funding to turn their research into commercially viable innovations.

In FY 2023-2024, DED received 31 applications for funding totaling \$724,968. The agency issued SBIR/ STTR grants to 19 applicants in the combined amount of \$665,000 (Table 1.5).

PART 2:
THE NEBRASKA OPERATIONAL ASSISTANCE PROGRAM

Turning a promising idea into a profitable business is a major undertaking. Through the Nebraska Operational Assistance Program, the State helps provide the strategic guidance, access to capital, and other resources entrepreneurs need to succeed.

The Nebraska Operational Assistance Program was established in 2007 to serve as a support network for high-potential startups. DED collaborates with Invest Nebraska to strengthen the State's venture capital ecosystem. Invest Nebraska—a nonprofit 501(c)3—specializes in advising and investing in early-stage companies. It is governed by a 12-member volunteer board. Invest Nebraska's leadership team and board members have wide-ranging expertise in fields such as finance, management, intellectual property law, ag tech, private equity, entrepreneurship, university research, and commercialization.

Since 2012, Invest Nebraska has invested \$53,946,005 in Nebraska-based startups through 313 unique fundraising rounds. Private investors have supplemented this investment with an additional \$285,274,046. Invest Nebraska's investments have taken the form of loans, convertible debt, SAFE notes,



and equity. Companies receiving investment from Invest Nebraska have gone on to create 1,530 new direct jobs post-investment, paying an average of \$76,498. Companies in Invest Nebraska's portfolio have also filed 938 patent applications and been awarded 476 patents.

Preparing companies to raise funding requires a wide array of opportunities. Since 2012, Invest Nebraska has engaged over 2,218 entrepreneurs to discuss their new ventures; provided operational assistance to 2,657 businesses; and reviewed 1,505 business

itches, business models, and business plans. In 2024, Invest Nebraska:

- ▶ Reviewed 128 business plans, business pitches, and business models.
- ▶ Engaged 227 entrepreneurs/innovators.
- ▶ Provided \$7,891,343 in financial assistance to 42 Nebraska early-stage businesses.
- ▶ Provided operational assistance to 368 businesses.



PART 3:
THE CIVIC AND COMMUNITY CENTER FINANCING FUND

Nebraska’s welcoming communities are great places to put down roots, raise a family, and do business. They’re the reason why Nebraska is known as the Good Life. Through the Civic and Community Center Financing Fund (CCCFF) the State supports municipalities as they develop superb facilities to enhance the quality of life for their residents.

The Nebraska Department of Economic Development makes CCCFF awards to help municipalities develop cultural centers, recreation centers, auditoriums, libraries, and other inviting spaces for communities to gather and play. CCCFF also supports the redevelopment of historic buildings and districts.

Municipalities and tribal governments may apply for CCCFF funds on an annual basis. CCCFF is funded through a turnback of 30% of state sales tax generated by arenas and nearby retailers. DED plans the timing of award cycles to coincide with anticipated sufficient funds available for award, as well as the construction season. The CCCFF committee will hold an annual award cycle if the fund balance is sufficient, while also taking into consideration the amount of unpaid funds designated to committed projects.

Under the authorizing statutes, CCCFF grants can cover up to 50% of a project’s total costs. Recipients must match the grant funds at least equally from other sources (1:1 local cost-share). Additionally, if applicable, in-kind matching funds can account for no more than half of the required local cost-share.

Per statute as of December 31, 2024, the cities of Omaha and Lincoln and certain facilities in Kearney and Ralston are ineligible since each has received assistance under the Convention Center Facility Financing Assistance Act or the Sports Arena Facility Financial Assistance Act.

2024 Application Cycle

During the 2022 legislative session, LB927 incorporated the use of Creative Districts into CCCFF for fiscal year 2023-2024. Accordingly, municipalities needed to partner with a Certified Creative District to be eligible for grant assistance in the 2024 CCCFF application cycle. As incorporated into statute, this requirement is unique to the 2024 program year of CCCFF.

DED received 16 letters of intent and 12 applications for award during the 2024 CCCFF program cycle. Applicants requested \$6.6 million in aid, supplemented by \$7.0 million in local matching funds. Based on the total aid available, DED awarded seven applications for a combined \$4.1 million. As further detailed in Table 3.1, the seven

awarded applications contributed more than \$4.6 million in combined local cash match.¹

Per statute, cash match must account for no less than 50% of the total required match in an awarded project.²

Unless otherwise denoted and described in the individual project narratives that follow, all applications were awarded their full requested amount of CCCFF aid.

¹The information in this report reflects the information supplied by each applicant and may not reflect budget-related changes experienced by the local jurisdiction receiving the award. As presented here, the Matching Funds and Project Budget reflect the applicant’s response within the respective section of their application.

²Any in-kind match is proposed at the time of application and must be supported by adequate documentation prior to award closeout.

Table 3.1 Civic and Community Center Financing Funds, Awards, FY 2023-2024

Recipient	Award Type	Amount Awarded	Cash Match	In-Kind Match	Total Project Budget
City of Beatrice	Capital Construction	\$275,000.00	\$275,000.00	\$0	\$550,000.00
City of Fremont	Capital Construction	\$400,000.00	\$400,000.00	\$0	\$800,000.00
City of McCook	Planning	\$100,000.00	\$100,000.00	\$0	\$200,000.00
City of Norfolk	Capital Construction	\$1,125,000.00	\$1,591,158.00	\$0	\$2,716,158.00
City of North Platte	Capital Construction	\$1,042,268.23	\$1,125,000.00	\$0	\$2,167,268.23
City of Red Cloud	Capital Construction	\$562,000.00	\$562,000.00	\$0	\$1,124,000.00
City of Seward	Capital Construction	\$562,000.00	\$562,000.00	\$0	\$1,124,000.00
Total		\$4,066,268.23	\$4,615,158.00	\$0	\$8,681,426.23

Table 3.2 CCCFF Revenue Generated for the Fund: FY 23-24, 22-23, 21-22, 20-21, and 19-20

	FY 2023-2024	FY 2022-2023	FY 2021-2022	FY 2020-2021	FY 2019-2020
Interest Earned	\$155,956.87	\$94,447.66	\$52,953.71	\$55,144.60	\$97,805.71
Cancelled Funds	\$0.00	\$8,439.88	\$0.00	\$0.00	\$0.00
Sales Tax Revenue Generated	\$4,796,777.73	\$4,544,756.26	\$2,650,194.65	\$3,261,936.08	\$4,204,992.11
Operating Transfers Out	-\$343,900.00	-\$348,097.85	-\$343,900.00	-\$343,900.00	-\$343,900.00
Total Receipts by Fiscal Year	\$4,608,834.60	\$4,299,545.95	\$2,359,248.36	\$2,973,180.68	\$3,958,897.82



Lexington Racquet Center – 2020 Planning Award, 2022 Construction Award

Table 3.3a CCCFF Actual Expenditures, FY 2023-2024, Summary by Expense Type

Operating (Non-Aid)	\$65,329.61
Aid	\$3,731,088.65
Total Actual Expenditures	\$3,796,418.26

Table 3.3b CCCFF Actual Expenditures, FY 2023-2024, Aid Summary by Award Year

2024 Awards, Initial Advance	\$2,033,134.11
2023 Awards, Final Reimbursement	\$363,500.00
2023 Awards, Initial Advance	\$363,500.00
2022 Awards, Final Reimbursement	\$359,704.54
2021 Awards, Final Reimbursement	\$18,750.00
2020 Awards, Final Reimbursement	\$592,500.00
Total Actual Expenditures (Aid)	\$3,731,088.65

Table 3.4 CCCFF Current Budget, FY 2023-2024

Operating (Non-Aid)	\$120,157.39
Aid	\$9,051,264.90
Total Budgeted Expenditures (including Encumbrances)	\$9,171,422.29

Table 3.5 CCCFF Expenditures for FY 2024-2025 (through April 2025)

Operating (Non-Aid)	\$68,966.33
Aid	\$5,050,580.21
Total Projected Expenses	\$5,119,546.54



Generations Park in Blair – 2023 Construction Award



North Platte Recreation Center (Groundbreaking) – 2024 Construction Award

2024 CCCFF Awarded Projects, Narrative Descriptions

- **The City of Beatrice** received a grant for downtown revitalization efforts, focusing on enhancing pedestrian connectivity and cultural vibrancy. The proposed project includes the installation of enhanced pedestrian pathways and bike lanes to encourage active transportation and recreation, the creation of green spaces and pocket parks for community gatherings, and the integration of public art installations to celebrate local culture and history. Additionally, the city plans streetscape improvements such as decorative lighting, street furniture, and wayfinding signage to improve navigability and aesthetics. These efforts
- aim to transform 4th and 5th Streets into lively, accessible corridors that reflect Beatrice’s heritage and forward-looking vision.
- **The City of Fremont** received a grant to enhance John C. Fremont Park. Improvements include the construction of an amphitheater and permanent, accessible restrooms to add to the appeal of this centrally located park.
- **The City of McCook** received a grant to update its comprehensive plan to meet current needs and make McCook more welcoming and inviting. Components of the project include Creative District infrastructure planning, development of a plan for upper floor housing in the Creative
- District area, and the creation of a strong community identity/ image.
- **The City of Norfolk** received a grant to create a cohesive, attractive corridor to connect the downtown River Pointe Creative District with Johnson Park and North Fork Whitewater Park. Proposed activities include planning and implementing an over-the-street downtown district sign, enhanced alleyway lighting, decorative/festoon lighting at Norfolk Ave, and corridor lighting along walkways and trails.
- **The City of North Platte** received a grant to expand and enhance the community recreation center. The renovation will include



Bellevue Library -- 2022 Construction Award



Prairie Park in Wayne -- 2023 Construction Award

amenities such as an indoor walking track, leisure and lap pools, expanded fitness facilities, and versatile community spaces. Additionally, the renovated and expanded recreation center will include a classroom space for art and sculpture classes, community gathering areas, and a kitchen for multicultural cooking classes.

► **The City of Red Cloud** received a grant to restore historic features of Hardwick Park, to enhance the recreational capabilities of the park, and to create features that will honor military veterans. Additionally, renovation of the park contributes to the goal of the city's Creative District Strategic Plan of curating creative, self-led activities that encourage mindfulness.

► **The City of Seward** applied for funds for a community-based wellness center project. Through construction and operation of the Seward Wellness Center, the City intends to provide year-round fitness and recreation opportunities for area residents. This facility will also meet additional needs for before and after school childcare programs, youth and adult educational opportunities, and indoor competitive sports. Additionally, in partnership with the Seward Creative District, the Seward Wellness Center will provide programming focusing on traditional art forms, music, theater and more, utilizing the space available at the facility.

CCCFF Non-Selected Projects, 2024

Each year, CCCFF is a highly competitive program. DED received outstanding applications during the 2024 Application Cycle. A review committee scrupulously scored all applications using the statutory review criteria, selecting awardees based on each applicant's potential to benefit their community's economic and civic vitality. As with prior application cycles, the requested amount of funding exceeded the amount available for award (see Table 3.6 for a list of non-selected applications).

The CCCFF committee values creativity, resourcefulness, and collaborative local leadership in communities' development planning. While the non-selected projects listed in Table 3.6 scored lower than awarded projects, the committee encourages applicants to continue strengthening public-private partnerships and prioritizing community development projects. All applications are reviewed for compliance with the statutory thresholds for project location, project ownership, project operation, local match, and—where the project involves a historic property—documentation of approval from the State Historic Preservation Office (SHPO). For 2024, the reviewers also confirmed conformance with the Certified Creative District requirement.

Projects with a higher level of local matching funds are preferred over those with a lower level of matching funds. At least fifty percent of the local match must be in cash.

In accordance with statute, applications for planning projects are scored for financial support; assistance from the fund shall be matched at least equally from local sources.

Applications for capital construction projects are scored

for five criteria, set in statute, as described below.

1. **Retention Impact:** Funding decisions are based on the likelihood of the project retaining existing residents in the community where the project is located; developing, sustaining, and fostering community connections; and enhancing the potential for economic growth to sustain the quality of life and promote long-term economic development.
2. **New Resident Impact:** Funding decisions are based on the likelihood of the project attracting new residents to the community where the project is located.
3. **Visitor Impact:** Funding decisions are based on the likelihood of the project enhancing or creating an attraction that would bring visitors to the community where the project is located.
4. **Readiness and Local Public Support:** Funding decisions are based on the fiscal, economic, and operational capacity of the applicant—and of any political subdivision that owns the eligible facility jointly with the applicant—to finance and manage the project, and to operate the eligible facility.
5. **Project Planning:** In making funding decisions, DED gives preference to projects with completed technical assistance and feasibility studies over those with no prior planning.

The narratives later in this section provide the CCCFF review committee's scoring rationale for applicants not selected to receive funding during the 2024 Application Cycle.



Seward Wellness Center -- 2024 Construction Award

► **The City of Columbus** applied for grant funds to make improvements within the Columbus Creative District. Project components included removal and replacement of the existing concrete of downtown alleys, storm sewer pipe replacements, a comprehensive upgrade to the lighting system, replacement of sanitary sewer manholes, and the addition of wayfinding signage.

Reason for Non-Selection: Compared to awarded projects, the application was not as competitive in the areas of project planning and readiness and local support. The application scoring committee noted a desire for more information on community input and support as well as details on planning and development of the project.

► **The City of Cozad** applied for a grant to enhance the existing creative arts district (Haymaker District). Proposed improvements included adding ADA accessible public restrooms, a permanent canopy shade structure, fencing for the downtown green space, and a wayfinding station.

Reason for Non-selection: Compared to awarded projects, the application was not as strong in the areas of project planning, new resident impact, visitor impact, and readiness and local support. The application scoring committee sought more details on the operations and timeframe of the project, additional planning information, and a strong case for how the project would impact new residents and visitors.

► **The City of Falls City** applied for funds to design and construct an outdoor amphitheater and communal area on greenspace immediately adjacent to the Falls City Library and Arts Center in the city's historic downtown.

Reason for Non-selection: Compared to awarded projects, the application was not as strong in the areas of project planning, retention impact, visitor impact. A strong case for how the project would keep people in the community and bring visitors to Falls City would have strengthened the application. Additionally, narrative responses were overly broad in scope and did not address the award criteria as thoroughly as other applications.

► **The City of Nebraska City** applied for a grant to expand historic lighting and flower baskets throughout the Nebraska City Creative District. The application also proposed to provide a multiuse indoor community space by finalizing renovation of the auditorium and stage at the Nebraska City Veterans Memorial Building.

Reason for Non-selection: Compared to awarded projects, the application was not as strong in the area of resident

impact. The application scoring committee noted a desire for additional examples of current and future events and a stronger case for how the renovation project would keep people in the community.

► **The City of Sidney** applied for funds to revitalize a public space into the Hickory Street Square Creative Plaza to serve as a showcase for local artistic talent, cultural heritage, and creative expression.

Reason for Non-selection: Compared to awarded projects, the application was not as strong in the areas of project planning and readiness and local support. The community might improve its application by providing a more detailed discussion on the project timeline and milestones, as well as on how community partners are supporting it.

Table 3.6 CCCFF Non-Select Projects, 2024 Program Year

Municipality	Category	Amount Requested	Cash Match	In-Kind Match	Total Project Budget
City of Columbus	Capital Construction	\$730,000.00	\$730,000.00	\$0	\$1,460,000.00
City of Cozad	Capital Construction	\$100,000.00	\$100,000.00	\$0	\$200,00.00
City of Falls City	Capital Construction	\$562,000.00	\$562,000.00	\$0	\$1,124,000.00
City of Nebraska City	Capital Construction	\$562,000.00	\$517,000.00	\$45,000.00	\$1,124,000.00
City of Sidney	Capital Construction	\$500,000.00	\$500,000.00	\$0	\$1,000,000.00
Total		\$2,454,000.00	\$2,409,000.00	\$45,000.00	\$4,908,000.00



Waverly Aquatic Center -- 2019 Planning Award, 2023 Construction Award

PART 4:
THE NEBRASKA AFFORDABLE HOUSING TRUST FUND

DED endeavors to create opportunities for all families to enjoy the Good Life, whatever their level of income. Through the Nebraska Affordable Housing Trust Fund (NAHTF), the Department provides financial assistance to help communities develop homes priced within reach of families with low to moderate incomes. NAHTF was established in 1996 through the Nebraska Affordable Housing Act. It is funded with a portion of the Nebraska Documentary Stamp Tax.

DED serves as an investor in NAHTF projects, seeking to award applicants who demonstrate the strongest ability to use state resources to develop affordable homes. DED also partners with award winners to provide input into project design and to address any challenges that arise during project implementation. NAHTFs are available to units of local government; public housing authorities; community action agencies; and community-based, neighborhood-based, or

reservation-based nonprofits and for-profit entities working in conjunction with one of the aforementioned eligible applicants. Awards support a range of activities including new home or rental construction, rehabilitation of housing units, and homebuyer down payment and closing cost assistance. The awards may also be used for support activities performed in tandem with NAHTF-funded housing development.

NAHTF funds are awarded for projects that benefit households at or below 120% of the area median income.

NAHTF Financial Information,
Calendar Year 2024

In 2024, revenue deposits from the documentary stamp tax to the NAHTF totaled \$14,394,850.70. Additionally, the fund earned interest of \$1,094,859.53.

DED received 52 applications for NAHTF assistance in calendar year 2024, totaling \$30,683,015. Twenty applicants were selected for award, in the combined amount of \$10,719,500. Table 4.1 displays information on award recipients, and Table 4.2 lists non-selected applicants.

Appropriated funds expended by the Department totaled \$16,317,397.87. All available funds were contracted to projects for the program year. The year-end NAHTF balance as of December 31, 2024, was \$35,901,252.68. The Department's current estimated budget for NAHTF program administration (staff and administrative costs) for the July 1, 2024-June 30, 2025 program year is \$1,580,711.00. The budget for aid (all open contracts and new awards) during the same timeframe is \$38,719,906.00.

NAHTF Awards and Outcomes,
Calendar Year 2024

DED awarded \$10,719,500 to 20 applicants in the 2024 NAHTF



Program Year. These awards will make a tremendous impact across the state.

- ▶ Supporting the development of 253 housing units across Nebraska, with a combined \$54,661,302 in project costs.
- ▶ Generating \$2,900,500 in local cash match funds and \$94,354,627 in community investment. These sums are evidence of the program's

importance as a catalyst for local action to address housing needs.

- ▶ Leveraging \$41,041,302 in other funding.
- ▶ Creating an estimated 318 jobs in construction, the skilled trades, and other related fields.

Table 4.1 provides detailed data on NAHTF awards for the calendar year.

Table 4.1 NAHTF Awarded Projects, Calendar Year 2024

Congressional District	2024 Applications Awarded	Organization Awarded	Project Location	Project Description	Project Summary	Grant Amount Requested	Amount Awarded	Amount of Cash Match	Percent of Cash Match	Amount Leveraged	Percent of Leverage	Total Project Cost	# of Units	Occupancy Rate	Expected Monthly Rent	Employment Generated	Community Investment
CD1	24-TFHO-17010	Habitat for Humanity of Omaha, Inc.	Cass and Sarpy counties	Rehabilitation	Homeowner	\$595,000	\$595,000	\$30,000	5%	\$670,000	113%	\$1,295,000	30	100%	N/A	7.5	\$2,235,388
CD1	24-TFRH-15011	NeighborWorks Northeast Nebraska	Columbus	New Construction	Rental	\$845,000	\$845,000	\$100,000	12%	\$6,402,180	758%	\$7,347,180	44	93%	N/A	42.7	\$12,682,472
CD1	24-TFTA-15024	NeighborWorks Northeast Nebraska	Eight counties in northeast Nebraska	Non-Profit Technical Assistance	Technical Assistance	\$50,000	\$50,000	\$15,000	30%	\$0	0%	\$65,000	N/A	N/A	N/A	0.4	\$112,201
CD1	24-TFHP-15009	NeighborWorks Northeast Nebraska	Eight counties in northeast Nebraska	Purchase/Rehab/Resale, Homebuyer Assistance	Homebuyer	\$869,000	\$869,000	\$80,000	9%	\$2,000,000	230%	\$2,949,000	16	100%	N/A	17.2	\$5,090,471
CD1	24-TFTA-16023	Nebraska Housing Developers Association	Statewide	Non-Profit Technical Assistance	Technical Assistance	\$50,000	\$50,000	\$0	0%	\$0	0%	\$50,000	N/A	N/A	N/A	0.3	\$86,308
CD1	24-TFHO-15012	Northeast Economic Development, Inc.	15 counties in northeast Nebraska	Rehabilitation	Homeowner	\$574,500	\$574,500	\$50,000	9%	\$0	0%	\$624,500	13	100%	N/A	3.6	\$1,077,992

Congressional District	2024 Applications Awarded	Organization Awarded	Project Location	Project Description	Project Summary	Grant Amount Requested	Amount Awarded	Amount of Cash Match	Percent of Cash Match	Amount Leveraged	Percent of Leverage	Total Project Cost	# of Units	Occupancy Rate	Expected Monthly Rent	Employment Generated	Community Investment
CD2	24-TFTA-27025	GESU Housing, Inc.	Douglas County	Non-Profit Technical Assistance	Technical Assistance	\$50,000	\$50,000	\$0	0%	\$0	0%	\$50,000	N/A	N/A	N/A	0.3	\$86,308
CD2	24-TFHP-27016	Habitat for Humanity of Omaha, Inc.	Douglas County	Purchase/ Rehab/Resale	Homebuyer	\$820,000	\$750,000	\$400,000	53%	\$950,000	127%	\$2,100,000	8	100%	N/A	12.2	\$3,624,954
CD2	24-TFHP-27013	Habitat for Humanity of Omaha, Inc.	Omaha	New Construction	Homebuyer	\$820,000	\$770,000	\$300,000	39%	\$2,020,000	262%	\$3,090,000	10	100%	N/A	18.0	\$5,333,861
CD2	24-TFRH-27014	inCOMMON Housing Development	Omaha	New Construction	Rental	\$805,000	\$805,000	\$750,000	93%	\$1,463,500	182%	\$3,018,500	7	93%	N/A	17.6	\$5,210,440
CD2	24-TFRH-27015	Omaha Housing Authority	Omaha	New Construction	Rental	\$750,000	\$750,000	\$0	0%	\$16,774,854	2237%	\$17,524,854	39	93%	N/A	101.9	\$30,250,854
CD2	24-TFTA-27026	Spark Capital	Douglas County	Non-Profit Technical Assistance	Technical Assistance	\$50,000	\$50,000	\$0	0%	\$0	0%	\$50,000	N/A	N/A	N/A	0.3	\$86,308
CD3	24-TFRH-34021	Central Nebraska Growth Foundation	Grand Island	New Construction	Rental	\$845,000	\$845,000	\$200,000	24%	\$6,279,180	743%	\$7,324,180	44	100%	N/A	42.6	\$12,642,770
CD3	24-TFRH-34017	City of Franklin	Franklin	Rental Conversion	Rental	\$821,800	\$809,800	\$375,000	46%	\$484,333	60%	\$1,669,133	8	93%	N/A	9.7	\$2,881,205
CD3	24-TFRH-34018	Hastings Community Redevelopment Authority	Hastings	New Construction	Rental	\$844,750	\$844,750	\$200,000	24%	\$3,682,497	436%	\$4,727,247	24	93%	N/A	27.5	\$8,160,026
CD3	24-TFTA-34027	Kearney Community Sustainable Housing	Kearney	Non-Profit Technical Assistance	Technical Assistance	\$33,100	\$30,000	\$0	0%	\$0	0%	\$30,000	N/A	N/A	N/A	0.2	\$51,785
CD3	24-TFTA-35028	NEHI, Inc.	Six counties in northeast Nebraska	Non-Profit Technical Assistance	Technical Assistance	\$46,650	\$11,050	\$0	0%	\$0	0%	\$11,050	N/A	N/A	N/A	0.1	\$19,074
CD3	24-TFHP-36020	Pawnee City Community Foundation Inc.	Pawnee City	New Construction	Homebuyer	\$640,000	\$640,000	\$50,000	8%	\$50,000	8%	\$740,000	3	100%	N/A	4.3	\$1,277,365
CD3	24-TFHP-33019	Southwest Nebraska Community Betterment Corporation	Grant, Hayes Center, Wauneta	New Construction, Homebuyer Assistance	Homebuyer	\$590,900	\$590,900	\$100,500	17%	\$51,258	9%	\$742,658	3	100%	N/A	4.3	\$1,281,953
CD3	24-TFRH-32022	Stuart Village Manor	Stuart	New Construction	Rental	\$789,995	\$789,500	\$250,000	32%	\$213,500	27%	\$1,253,000	4	93%	N/A	7.3	\$2,162,889
Total						\$10,890,695	\$10,719,500	\$2,900,500	27%	\$41,041,302	383%	\$54,661,302	253			318	\$94,354,627

NAHTF Non-Selected Projects, Calendar Year 2024

For NAHTF funding requests under the 2024 Annual Cycle, DED first examined all applications to determine they met threshold criteria (e.g., eligible applicant, eligible activities, etc.) before scoring proposals.

Scores were assigned based on objective factors, subjective factors, and a pro forma evaluation. Below is a non-comprehensive list of scoring criteria for housing development proposals:

Objective Factors

- Location
 - Projects located in an opportunity zone, enterprise zone, or blighted/extremely blighted area received extra points
- Disaster Recovery
 - Projects received a higher score for being focused on Disaster Recovery (and supplying proof that the project would benefit victims of disaster)
- Length of Affordability Period
 - Projects received a higher score for having a longer affordability period
- Income-Qualified Households
 - Projects received a higher score for serving a greater percentage of the project's households at or below 80% of the Area Median Income (AMI)

- Housing Study
 - Projects received a higher score when applicants provided a completed third-party housing study
- Cash Match
 - Projects received a higher score for providing a higher ratio of cash match relative to their award request
- Project Leverage
 - Projects with a greater project leverage (calculated as percent of total development costs) received higher scores
- Revolving Loan
 - Projects received a higher score when indicating that NAHTF assistance would have a revolving component that involves a non-forgivable loan, in part or in whole

Subjective Factors

- Project Design (20 points possible)
- Organization and Project Team Capacity (15 points possible)
- Project Readiness and Collaboration (20 points possible)

Pro Forma Evaluation

- Applications requiring the submission of a pro forma packet underwent a pro forma evaluation as part of the scoring process

Proposals for Non-Profit Technical Assistance were scored according to the following criteria, with 60 points possible:

- Project Design (40 points possible)
- Impact, Sustainability, and Collaboration (15 points possible)
- Financial Management (5 points possible)

For the 2024 Annual Cycle, DED received 43 housing development applications and 9 technical assistance applications for a total of 52 applications.

Of the 52 applications received, 5 did not meet threshold. In Congressional District 1, 6 of 11 applications received were funded—4 housing development and 2 technical assistance awards. In Congressional District 2, 6 of 17 applications received were funded—4 housing development and 2 technical assistance awards. In Congressional District 3, 8 of 24 applications received were funded—6 housing development and 2 technical assistance awards.

In all, 20 projects received funding out of 52 total applications. Table 4.2 provides information on non-select projects for the 2024 calendar year.

Table 4.2 NAHTF Non-Selected Projects, Calendar Year 2024

Applicant Organization	Project Location	Project Description	Project Summary	Grant Amount Requested	Amount of Match (Cash)
Cuming County Economic Development	West Point	New Construction	Rental	\$810,000	\$721,443
Norfolk Housing Agency	Norfolk	Rehabilitation	Homeowner	\$498,000	\$80,000
NeighborWorks Northeast Nebraska	Norfolk	Homebuyer Assistance	Homebuyer	\$845,000	\$150,000
NeighborWorks Lincoln	Lincoln	New Construction	Homebuyer	\$792,000	\$75,000
NeighborWorks Lincoln	Lincoln	Homebuyer Assistance, Rehabilitation	Homebuyer	\$827,000	\$20,000
Spark	Douglas County	Rental Conversion	Rental	\$796,000	\$0
Habitat for Humanity of Omaha, Inc.	Douglas and Sarpy counties	Rehabilitation	Homeowner	\$845,000	\$50,000
Project Houseworks	Douglas and Sarpy counties	Purchase/Rehab/Resale	Homebuyer	\$848,000	\$0
Habitat for Humanity of Omaha, Inc.	Douglas and Sarpy counties	Homebuyer Assistance	Homebuyer	\$565,000	\$100,000
Talented 10th Group Inc.	Omaha	New Construction	Rental	\$750,000	\$0
City of Ralston	Ralston	Rehabilitation	Rental	\$750,000	\$0
Omaha 100, Inc.	Omaha	New Construction	Rental	\$750,000	\$0
The Start Center for Entrepreneurship	Omaha	New Construction	Rental	\$750,000	\$20,000
Habitat for Humanity of Omaha, Inc.	Douglas and Sarpy counties	Non-Profit Technical Assistance	Technical Assistance	\$50,000	\$0
Project Houseworks	Bellevue, La Vista, Omaha	Non-Profit Technical Assistance	Technical Assistance	\$50,000	\$0
Family Housing Advisory Services	Douglas and Sarpy counties	Non-Profit Technical Assistance	Technical Assistance	\$50,000	\$0
City of Fairbury	Fairbury	Rehabilitation	Homeowner	\$578,000	\$57,800
City of Minden	Minden	Rehabilitation (Conversion)	Rental	\$802,300	\$30,000
Southeast Nebraska Affordable Housing Council	Beatrice, Geneva	New Construction	Homebuyer	\$590,000	\$100,000

Applicant Organization	Project Location	Project Description	Project Summary	Grant Amount Requested	Amount of Match (Cash)
City of Pierce	Pierce	New Construction	Rental	\$575,000	\$35,000
City of Neligh	Neligh	New Construction	Rental	\$763,525	\$35,000
City of Lexington	Lexington	New Construction	Rental	\$845,000	\$0
Habitat for Humanity of Omaha, Inc.	Burt and Washington counties	Rehabilitation	Homeowner	\$345,000	\$50,000
Kearney Community Sustainable Housing	Kearney	New Construction	Rental	\$750,000	\$50,000
Hastings Economic Development Corporation	Hastings	New Construction	Rental	\$845,000	\$100,000
McCook Economic Development Corporation	McCook	New Construction, Homebuyer Assistance	Homebuyer	\$670,000	\$65,000
City of Plainview	Plainview	New Construction	Rental	\$690,000	\$70,000
Custer Economic Development Corporation	Custer County	New Construction, Homebuyer Assistance	Homebuyer	\$790,000	\$250,000
Village of Farnam	Farnam	Rehabilitation	Homeowner	\$227,495	\$25,000
Midwest Housing Initiatives	Beatrice	New Construction	Rental	\$450,000	\$0
Western Nebraska Housing Opportunities	Kimball, Morrill, and Scotts Bluff counties	Homebuyer Assistance	Homebuyer	\$300,000	\$25,000
Three Rivers Housing Development Corporation	Burt and Washington counties	Purchase/Rehab/Resale	Homebuyer	\$595,000	\$25,000
Total				\$19,792,320	\$2,134,243

Per the requirements of the Nebraska Affordable Housing Act and NAHTF regulations, DED made the best effort to allocate no less than 30% of NAHTF monies to each of Nebraska’s three U.S. Congressional Districts, reflecting 90% of the estimated NAHTF allocation. The remaining 10% of the NAHTF allocation was invested in housing development projects within U.S. Congressional District 2 and Congressional District 3. A breakdown of program funding by district is displayed in Table 4.3.

Table 4.3 NAHTF Funding by Congressional District, Calendar Year 2024

District	Amount Awarded	Percentage of Funds Awarded
Congressional District 1	\$2,983,500	27.83%
Congressional District 2	\$3,175,000	29.62%
Congressional District 3	\$4,561,000	42.55%
Total	\$10,719,500	100.00%

Nebraska Affordable Housing Trust Fund Supports Home Ownership, Community Growth in Western Nebraska

As costs climb, the Nebraska Department of Economic Development (DED) is helping communities make home ownership more affordable. The Nebraska Affordable Housing Trust Fund (NAHTF) is the agency’s longest-running state housing program. Each year, DED makes NAHTF awards to agencies across Nebraska to assist with housing development and ease the burdens of homebuying.



High Plains Community Development Corp. (High Plains CDC) in northwest Nebraska received NAHTF awards in 2020, 2021, and 2022. They have used award funds to assist local homebuyers in their six-county service area (Dawes, Box Butte, Sheridan, Sioux, Morrill, and Scotts Bluff). “Lenders and homebuyers tell us that without these funds they couldn’t have purchased their home,” said Autumn Calkins, Executive Director for High Plains CDC.

Giving people a chance

High Plains CDC used its NAHTF grant to provide closing cost assistance to local homebuyers. This included Brent Gebbie, who purchased a home in Crawford in July 2020. Gebbie decided to move to Crawford during the peak of the pandemic. As a remote worker, he had flexibility in choosing where to live. The northwest corner of the state—home to Fort Robinson State Park, Oglala National Grassland, and many other beautiful parks and wildlands—strongly appealed to him.

Initially, Gebbie didn’t know if he had enough saved up. Without the homebuyer assistance he received from High Plains CDC, Brent doubts that he would have made the move. “He couldn’t have afforded to buy a home [in Omaha], but he was able to purchase a home in Crawford,” said Calkins.

After buying the home, Gebbie is continuing to make positive impacts on the Crawford community. “He reached back out to us, and he has bought a local business. He also let me know he is serving on their city council,” said Calkins.

In addition, Gebbie is now married. His wife moved to the area from out of state and has become part of the Crawford community as well. “That’s the whole purpose of these funds,” Calkins said, “to give people a chance they wouldn’t have otherwise had.”

PART 5:
THE RURAL WORKFORCE HOUSING FUND

The availability of attractive, affordable homes is a major selling point for a community when seeking to welcome new families and recruit business investment. The Rural Workforce Housing Fund (RWHF) was established in 2017 through the Rural Workforce Housing Investment Act. DED administers the RWHF to support the development of affordable housing in counties with populations under 100,000.

On a competitive basis, DED provides RWHF awards to non-profit development organizations, who invest the funding to develop high-quality, affordable housing. RWHF applicants must supply a match to be eligible for award, and they often partner with local businesses and financial institutions to raise the local match.

Many awardees use the RWHF dollars to create revolving loan funds. These funds are used to finance the construction of homes for working families. Upon sale of the homes, the money is repaid to the fund so

that it can be loaned again. This creates an ongoing funding instrument for housing development.

RWHF – 2020 Program Year

Given the tremendous success of the initial RWHF funding cycle in 2018, the Unicameral allocated an additional \$10 million to the fund in 2020. During 2021, DED awarded these funds to 17 recipients who contributed a total of \$10.7 million in local match. As of the end of 2024, the RWHF 2020 Program Year had resulted in the construction of 196 housing units with an-

other 372 in progress. RWHF 2020 Program Year recipients invested a combined \$7.37 million of award and match into housing projects during 2024. These investments are displayed in Table 5.1.

RWHF – 2022 Program Year

In 2022, the Nebraska Legislature made a general fund allocation of \$29,555,112 to the Rural Workforce Housing Fund. In May 2023, DED awarded \$22,805,000 of these funds to 27 non-profit housing organizations. DED then awarded



In December 2024, McCook celebrated the completion of new townhomes developed with support from the RWHF.

Table 5.1 Rural Workforce Housing Fund, Investments in 2024 by Recipients of RWHF (2020 Program Year)

Awardee	Project Area	RWHF Investment	Match Amount
Aurora Housing Development Corporation	Aurora	\$381,540	\$0
Custer Economic Development Corporation	Broken Bow	\$400,000	\$422,537
Dawson County Area Economic Development	Farnam and Lexington	\$330,000	\$745,000
Gothenburg Improvement Company	Gothenburg	\$45,750	\$45,750
Grand Island Area Economic Development Corporation	Grand Island	\$337,500	\$337,500
Keith County Housing Development Corporation	Keith County	\$99,250	\$150,750
NeighborWorks Northeast Nebraska	Columbus	\$1,000,000	\$225,000
North Platte Area Chamber Development	North Platte	\$87,000	\$87,000
Schuyler Community Development, Inc.	Schuyler	\$586,000	\$1,174,000
South Central Economic Development District	Holdrege	\$59,591	\$60,708
Twin Cities Development	Bayard, Kimball, Mitchell, and Scottsbluff	\$38,000	\$757,690
Total		\$3,364,631	\$4,005,935



Gov. Pillen helped Central City celebrate this new home construction--supported by a RWHF award--in May 2025.

the remaining \$6,750,112 to 10 recipients in January 2024. Over the two rounds of funding for the RWHF 2022 Program Year, awardees contributed \$13.98 million in matching funds. RWHF 2022 Program Year recipients invested \$23.74 million of award and match into housing projects

during 2024 (see Table 5.2). As of the end of 2024, 75 housing units had been completed with financial assistance from the 2022 Program Year of the RWHF—another 306 units were in progress.

Note that data provided in Tables 5.1 and 5.2 are only for those

RWHF awardees who made new investments in 2024. Historic data for RWHF recipients is provided in DED’s previous annual reports to the Nebraska Legislature, which are available at opportunity.nebraska.gov/programs/plans-reports.

Table 5.2 Rural Workforce Housing Fund, Investments in 2024 by Recipients of RWHF (2022 Program Year)

Awardee	Project Area	RWHF Investment	Match Amount
Arcadia Safety and Preservation Fund, Inc.	Valley County, primarily Arcadia	\$1,000,000	\$500,000
David City Development Corporation	David City	\$1,000,000	\$520,000
Grand Island Area Economic Development Corporation	Grand Island	\$1,275,000	\$1,275,000
Greater Fremont Development Council	Fremont	\$70,000	\$15,000
Greater Loup Valley Activities Inc.	Valley County, primarily Ord	\$942,123	\$515,988
Hastings Economic Development Corporation	Hastings	\$1,000,000	\$600,000
McCook Economic Development Corporation	McCook, Red Willow County	\$0	\$125,000
Merrick County Development Corp	Central City	\$1,037,000	\$518,000
NeighborWorks Northeast Nebraska	Norfolk	\$1,000,000	\$200,000
Neligh Chamber of Commerce	Neligh	\$425,000	\$458,500
O'Neill Chamber of Commerce	O'Neill	\$475,000	\$500,000
Panhandle Regional Development INC	Sidney	\$1,017,500	\$879,500
Phelps County Development Corporation	Bertrand, Holdrege	\$564,140	\$282,070
Ravenna Economic Development Corporation	Ravenna	\$67,889	\$175,000
South Central Economic Development District, Inc.	Central City and Clarks	\$965,206	\$494,093
Southeast Nebraska Affordable Housing Council	Falls City and Nebraska City	\$373,085	\$293,138
Spencer Community Economic Development Corporation	Spencer	\$229,747	\$41,968

Awardee	Project Area	RWHF Investment	Match Amount
Twin Cities Development	Bayard, Gering, Kimball, and Scottsbluff	\$557,500	\$529,000
Wausa Development Corporation	Wausa	\$430,000	\$220,000
West Central Nebraska Development District, Inc	Imperial	\$600,000	\$200,000
Wood River Vision 20/20	Wood River	\$528,000	\$339,000
York County Development Corporation	York County	\$1,000,000	\$500,000
Total		\$14,557,190	\$9,181,257



Fremont celebrated the ribbon cutting of Bluestem Apartments in September 2024—a project supported by a RWHF award.



These new apartments in the Streeter Subdivision—developed with RWHF support—are the first new apartments completed in Aurora since 1988. The first tenants moved in during the fall of 2024..

PART 6:
THE MIDDLE INCOME WORKFORCE HOUSING FUND

Nebraska’s urban areas have seen impressive growth in recent years. The Omaha metro surpassed 1 million residents in 2024, and Lincoln’s population now exceeds 300,000. Both of the state’s largest metros had record employment as of March 2025. The Middle Income Workforce Housing Investment Fund (MWHF) is helping meet the demand for housing as Nebraska’s metro areas rapidly generate new jobs.

In 2020, Nebraska enacted the Middle Income Workforce Housing Investment Act, which created the MWHF. DED administers the fund to help nonprofits develop affordable homes in older or underserved urban neighborhoods with a demonstrated need for housing. Awards are available for housing projects in Lancaster County and in (or adjacent to) qualified census tracts in Douglas and Sarpy counties.

In the 2020 Program Year, DED awarded over \$9.6 million from

the MWHF to 10 recipients. Each awardee supplied a match equal to the award amount. The Nebraska Investment Finance Authority (NIFA) provided \$5 million to support MWHF recipients in raising their required match.

In the 2022 Program Year, DED awarded \$19.25 million of MWHFs through two funding cycles. Recipients supplied at least 50% match (or 50 cents for every dollar of funds awarded). In the first round, announced in June 2023, DED

awarded \$7.5 million to three recipients. In February 2024, DED announced the second round of 2022 Program Year funding, awarding \$11.75 million to four recipients.

In calendar year 2024, 56 housing units were completed with financial assistance from the MWHF and 34 additional units were in progress. During 2024, MWHF recipients invested \$16.31 million of combined MWHF awards and match. Details are displayed in Table 6.1 and Table 6.2.



In June 2025, Partners for Livable Omaha broke ground on an innovative housing project in Omaha’s Benson neighborhood. Using an MWHF award, Spark provided a construction loan for the project.

Table 6.1 Middle Income Workforce Housing Fund, Investments by 2020 Program Year Recipients in 2024

Awardee	Project Area	MWHF Investment	Match Investment
Habitat for Humanity of Omaha	Omaha	\$638,000	\$0
Holy Name Housing Corp.	Omaha	\$7,023	\$275,506
Nebraska Housing Resource	Lincoln	\$485,100	\$494,900
NeighborWorks Lincoln	Lincoln	\$127,344	\$127,344
Spark Capital	Omaha	\$1,192,086	\$1,192,086
Total		\$2,449,553	\$2,089,836

Table 6.2 Middle Income Workforce Housing Fund, Investments by 2022 Program Year Recipients in 2024

Awardee	Project Area	MWHF Investment	Match Investment
GESU Housing, Inc.	Omaha	\$600,000	\$350,000
Habitat for Humanity of Omaha	Omaha	\$2,552,171	\$0
Habitat Omaha Affordable Mortgage Solutions, Inc.	Omaha	\$2,089,823	\$0
Holy Name Housing Corp.	Omaha	\$2,979,620	\$1,512,108
Nebraska Housing Resource	Lincoln	\$446,666	\$223,333
Total		\$8,668,280	\$2,085,441



In July 2024, DED joined Nebraska Housing Resource to celebrate six new townhomes in Lincoln constructed with support from the MWHF.

PART 7:
THE CUSTOMIZED JOB TRAINING PROGRAM

Given the rapid pace of technological innovation, the most adaptable companies are best positioned to succeed. The Customized Job Training (CJT) Program provides funds to help businesses in Nebraska train their employees in the use of new equipment and technologies. By helping to develop a highly skilled, tech-savvy workforce, DED is keeping Nebraska on the leading edge of technological change.

CJT grants provide financial assistance for employee training initiatives that create or retain quality jobs in Nebraska. The program gives preference to projects resulting in increased investment and employment in the state. Eligible activities within the CJT program include on-the-job training, classroom instruction, educational costs such as tuition and fees, and costs of training materials.

CJT awards must be used to train full-time, permanent, in-state employees who are

not involved in administrative support, management, or facility maintenance. Businesses have one to three years to complete training for employees under CJT. All CJT grant recipients must maintain their employee baseline as of the time of application for at least two years.

CJT Active Grants, 2024 Program Year

Three CJT contracts were active during the 2024 program year, representing \$612,000 in awards. Combined, these contracts have supported the training of 526 new

employees and the retention of 10 additional employees. As of June 2024, expenditures for these three contracts totaled \$90,257.93. Table 7.1 displays data for each of the contracts.

CJT Closed Grants, 2024 Program Year

As shown in Table 7.2, two CJT contracts were closed during the 2024 program year. These awards resulted in 810 new employees being trained from 2019 through 2022.

Table 7.1 Customized Job Training Active Contracts, 2024 Program Year

Business Name	Award	Expenditures to Date	New Employees Trained	Existing Employees Trained	Training Period Start Date	Training Period End Date
Staska Pharmaceuticals, Inc.	\$32,000.00	\$10,940.23	16	0	6/1/2020	6/1/2023
Graepel North America, Inc.	\$80,000.00	\$79,317.70	10	10	5/1/2022	4/30/2024
Amazon	\$500,000.00	\$0	500	0	1/11/2023	1/10/2026
Total	\$612,000.00	\$ 90,257.93	526	10		

Table 7.2 Customized Job Training Closed Contracts, 2024 Program Year

Business Name	Award	Expenditures to Date	New Employees Trained	Existing Employees Trained	Training Period Start Date	Training Period End Date
Malco Products	\$20,000.00	\$19,999.84	10	0	1/29/2019	1/29/2022
Lincoln Premium Poultry	\$4,400,000.00	\$4,349,888.22	800	0	6/1/2019	6/1/2022
Total	\$4,420,000.00	\$4,369,888.06	810	0		



PART 8:
THE ACCREDITED JOB TRAINING PROGRAM

DED is supporting the state's businesses as they equip employees with advanced skills. By gaining skills through training, workers boost their earnings potential. In turn, companies benefit from having highly capable people who can meet the multifaceted challenges of the modern workplace.

The Accredited Job Training Program provides grants for Nebraska employers who are creating net new jobs or increasing wages for existing employees who are receiving skilled job training.

The program assists employers with the costs of skilled job training for new and existing employees.

Eligible costs include, but are not limited to:

- ▶ Tuition and fees
- ▶ Books and classroom materials for the trainee
- ▶ Reasonable costs of instructors who are not employed with the business
- ▶ Other reasonable costs associated with the job training provided

Eligible applicants are Nebraska employers who are creating net new jobs or increasing the wages of their existing employees due to the training they are receiving. Employers must provide a 50% match per trainee, of the total amount awarded.

Accredited Job Training Program, Award Information

DED received three applications for the Accredited Job Training Program in fiscal year 2022-2023 and awarded funds to one applicant—Heartwell Renewables, LLC. The company is a joint venture between affiliates of The Love's Family Companies and Cargill to produce

renewable diesel in Hastings. Cargill will source and provide the feedstock required for fuel production. Once the fuel is produced, Musket, a division of Love's, will transport and market the fuel across the United States.

With its Accredited Job Training Program award, Heartwell Renewables partnered with Central Community College (CCC) to deliver process operation training for its 40 initial employees during 2023 and 2024. The training took place at CCC's Hastings Campus. Further information about the award is displayed in Table 8.1 below.

Table 8.1 Accredited Job Training Program Active Contract, Fiscal Year 2023-2024

Award Recipient	Amount of Job Training Grants Awarded	Total Number of Net New Jobs to be Trained	Average Wage of Net New Jobs
Heartwell Renewables	\$160,000	40	\$27/hour

DED did not make any administrative expenditures for the Accredited Job Training Program in fiscal year 2023-2024. The Nebraska Legislature has not provided DED with spending authority to make awards through the Accredited Job Training Program beyond the 2022-2023 fiscal year.



PART 9:
INTERN NEBRASKA (InternNE)

The State’s workforce development strategy begins with recruiting in our own backyard. DED and its partners are helping connect students to great career opportunities in Nebraska. In fiscal year (FY) 2023-2024, the agency oversaw the Intern Nebraska program—in collaboration with Aksarben Foundation—to provide students with valuable experience in growing, high-wage career fields.

For FY 2023-2024, the Intern Nebraska Grant program (InternNE) provided employers with financial assistance to make it easier and more cost-effective for them to create internships. Through Intern Nebraska, businesses were eligible to apply for funding for tuition reimbursement, transportation costs, internship housing, and recruitment or admin costs.



During FY 2023-2024, businesses with fewer than 50 Full-Time Equivalent employees (FTEs) were also eligible to apply for wage reimbursement.

In FY 2023-2024, DED received 352 applications for funding through the Intern Nebraska program. The Department received applications from employers in 35 counties (see Table 9.1 for details).

- ▶ 155 applications were submitted by employers in Douglas, Sarpy, and Saunders counties, of which 85 were awarded.

- ▶ 125 applications were submitted by employers in Cuming, Dodge, Lancaster, Madison, Platte, and Seward counties, of which 68 were awarded.
- ▶ 72 applications were submitted by employers in Congressional District Three (with 26 counties represented), of which 32 were awarded.

In total, DED awarded \$6,075,000 to 185 employers through Intern Nebraska in FY 2023-2024. These awards supported 1,051 internship positions. Information on the awardees is displayed in Table 9.2.

Table 9.1 Intern Nebraska Applications, Fiscal Year 2023-2024

Congressional District	County	Number of Applicants
CD1	Cuming County	3
CD1	Dodge County	7
CD1	Lancaster County	85
CD1	Madison County	17
CD1	Platte County	8
CD1	Seward County	5
CD2	Douglas County	148
CD1/CD2	Sarpy County	6
CD2	Saunders County	1
CD3	Adams County	4
CD3	Boone County	1
CD3	Box Butte County	3
CD3	Buffalo County	15
CD3	Cedar County	1
CD3	Cherry County	1
CD3	Custer County	1
CD3	Dakota County	1
CD3	Dundy County	1
CD3	Furnas County	2
CD3	Gage County	4
CD3	Hall County	9
CD3	Harlan County	1
CD3	Kearney County	1
CD3	Lincoln County	4
CD3	Merrick County	2
CD3	Nuckolls County	1
CD3	Phelps County	1
CD3	Red Willow County	2
CD3	Saline County	1
CD3	Scotts Bluff County	6
CD3	Thayer County	1
CD3	Thurston County	1
CD3	Washington County	3
CD3	Webster County	1
CD3	York County	4
	Grand Total	352

Table 9.2 Intern Nebraska Awards, Fiscal Year 2023-2024

Employer	Employer City	Number of Internships Awarded	Total Grant Amount
First National Bank of Omaha	Omaha	25	\$25,000
Spectrum Financial Services, Inc.	Omaha	3	\$15,000
Ridgeline CPAS	Hastings	3	\$10,500
Hancock & Dana, P.C.	Omaha	3	\$22,500
BCom Solutions, LLC	Auburn	3	\$22,500
Nebraska Public Power District (NPPD)	Brownville	19	\$95,000
Revolution Group LLC	Omaha	1	\$5,000
MCL Construction	La Vista	7	\$14,000
Asset Environments	Omaha	2	\$15,000
Rebuilding Together, Platte Valley East	Fremont	1	\$3,500
Christensen Brozek Faltys PC	Norfolk	1	\$5,000
Schemmer Associates Inc.	Omaha	6	\$33,000
Retirement Plan Consultants	Norfolk	1	\$6,000
Kiewit Corporation	Omaha	25	\$137,500
Support Nebraska DBA Pinnacle Bank Championship	Omaha	3	\$12,000
Norfolk Iron & Metal	Norfolk	10	\$20,000
KSO CPAs PC	Kearney	5	\$30,000
General Excavating, LLC	Lincoln	10	\$75,000
The Scoular Company	Omaha	25	\$187,500
Hazlo Health	Omaha	1	\$5,000
Hudl	Lincoln	25	\$75,000
Z3 Technology, LLC	Lincoln	4	\$20,000
The Bloc Inc.	Lincoln	2	\$15,000
Anant Operations, Inc.	Omaha	25	\$187,500
Workshop Software Inc	Omaha	2	\$15,000
Birds Eye Robotics Inc.	Waterloo	2	\$10,000
Cooperative Producers, Inc.	Hastings	1	\$7,500
Applied Connective Technologies	Albion	2	\$10,000
Kana Systems	Lincoln	5	\$37,500
Nightfox Audio	Lincoln	2	\$15,000
Layer	Lincoln	1	\$7,500
Catch Intelligence	Omaha	15	\$75,000
Nebraska Wildlife Rehab, Inc.	Omaha	12	\$42,000
McCann-Carpenter Dental, LLC	Minden	1	\$7,500
Neapco Components, LLC	Beatrice	3	\$3,000

Employer	Employer City	Number of Internships Awarded	Total Grant Amount
Seward County Chamber & Development Partnership	Seward	2	\$10,000
Duncan Aviation	Lincoln	5	\$37,500
Medical Solutions, LLC	Omaha	3	\$7,500
Thompson, Dreessen & Dorner, Inc.	Omaha	14	\$105,000
Lutz	Omaha	25	\$187,500
Signetik	Lincoln	2	\$10,000
Quantum Workplace	Omaha	7	\$17,500
The Headset App	Lincoln	1	\$7,500
Settje Agri-Services & Engineering, Inc.	Raymond	10	\$50,000
NebDev LLC	Bellevue	1	\$7,500
Harrison Financial Services	Omaha	2	\$12,000
Network of Advanced Specialty Healthcare	Omaha	1	\$7,500
Briggs & Barrett Project	Norfolk	1	\$5,000
Credit Advisors Foundation	Omaha	3	\$22,500
Constructors, Inc.	Lincoln	5	\$25,000
Elevate Omaha	Omaha	1	\$2,500
Latino Center of the Midlands	Omaha	25	\$137,500
Kiewit Luminarium	Omaha	47	\$352,500
Rabble Mill	Lincoln	2	\$15,000
CFO Systems, LLC	Omaha	2	\$15,000
Boyd Jones	Omaha	4	\$20,000
BuilderTREND	Omaha	20	\$100,000
Gallup, Inc.	Omaha	25	\$187,500
Fremont Area Chamber	Fremont	2	\$5,000
DataNicely	Omaha	2	\$10,000
Pacific Realty Commercial LLC	Omaha	5	\$37,500
Lincoln Chamber of Commerce	Lincoln	2	\$15,000
Eleanor Creative	Lincoln	6	\$24,000
Ag Processing Inc	Omaha	25	\$87,500
Koski Professional Group, P.C.	Omaha	2	\$6,000
Rixstine Recognition	Lincoln	2	\$15,000
Christensen Well & Irrigation, Inc.	Hartington	3	\$22,500
Nebraska Chamber of Commerce & Industry	Lincoln	2	\$15,000
Volunteers Assisting Seniors	Lincoln	1	\$6,000
Arbor Day Foundation	Lincoln	6	\$45,000
Greater Omaha Chamber	Omaha	4	\$28,000

Employer	Employer City	Number of Internships Awarded	Total Grant Amount
Bluestem Biosciences, Inc.	Omaha	3	\$22,500
Union Pacific Railroad	Omaha	25	\$187,500
Zulkoski Weber LLC	Lincoln	4	\$6,000
ARCURETECTURE GROUP INC	Lincoln	1	\$7,500
Hayes & Associates, LLC	Omaha	3	\$22,500
FarmAfield Labs, LLC	Lincoln	4	\$30,000
Foundation for Lincoln Public Schools	Lincoln	1	\$2,500
FoleyShald Engineering, LLC	Omaha	3	\$15,000
WoodmenLife	Omaha	6	\$24,000
Assurity Life Insurance Company	Lincoln	12	\$90,000
Mutual of Omaha	Omaha	6	\$9,000
Beckenhauer Construction Inc.	Norfolk	2	\$10,000
Blue Cross and Blue Shield of Nebraska	Omaha	25	\$125,000
Fast Forward	Kearney	1	\$5,000
Social Assurance	Lincoln	2	\$9,000
Flyover Ventures, LLC	North Bend	1	\$5,000
Koley Jessen, P.C., L.L.O.	Omaha	25	\$125,000
Alvine and Associates, Inc.	Omaha	5	\$37,500
Arts with Others / Calibraska Arts Initiative	Scottsbluff	1	\$6,000
Susan J Tonniges, CPA, P.C.	Kearney	1	\$7,500
Lindsay Corporation	Omaha	20	\$100,000
Nave Analytics, Inc.	Kearney	1	\$3,500
Rembolt Ludtke LLP	Lincoln	1	\$5,000
Nebraska Journalism Trust	Omaha	5	\$37,500
RentVision	Lincoln	4	\$20,000
Kearney Area Chamber of Commerce	Kearney	1	\$1,000
Truss Craft NE	Grand Island	2	\$15,000
Nebraska Wellness Group	Omaha	2	\$15,000
Speedway Motors Inc.	Lincoln	3	\$22,500
ADS BIOTEC INC	Omaha	4	\$30,000
Gather Urban Farms	Omaha	4	\$18,000
Gage County Historical Society and Museum	Beatrice	1	\$1,500
Encounter Telehealth, LLC.	Omaha	2	\$15,000
Facility Advocates	Omaha	2	\$15,000
Mulhall's	Omaha	2	\$4,000

Employer	Employer City	Number of Internships Awarded	Total Grant Amount
Cooperative Producers, Inc.	Hastings	9	\$67,500
Shyft Solutions LLC	Omaha	5	\$37,500
Monolith Materials	Lincoln	13	\$78,000
Columbus Area Chamber of Commerce	Columbus	2	\$10,000
Nebraska Bank of Commerce	Lincoln	1	\$7,500
Fusion Medical Staffing	Elkhorn, Omaha	8	\$60,000
Omaha Storm Chasers	Papillion	2	\$15,000
Nebraska Innovation Labs	Omaha,	2	\$15,000
Norfolk Daily News	Norfolk	1	\$7,500
Hemphill Staffing Solutions, Inc.	Omahaa	2	\$15,000
Mosaic	Omaha	4	\$10,000
Pathway Bank	Grand Island	1	\$4,000
Physicians Mutual	Omaha	5	\$25,000
ReUnite	Lincoln	1	\$5,000
Nebraska Hospital Association	Lincoln	21	\$157,500
Signature Performance	Omaha	1	\$7,500
OBI Creative	Omaha	4	\$30,000
HDR	Omaha	15	\$112,500
JCL Productions, INC	Lincoln	1	\$2,500
State Farm Insurance - Sherman P Willis	Omaha	1	\$7,500
Prairie Loft	Hastings	2	\$15,000
Holmes Murphy & Associates	Omaha	5	\$17,500
Senior Care Finder	Lincoln	5	\$37,500
Empirical Foods, Inc.	South Sioux City	5	\$15,000
Development412, LLC	Seward	1	\$3,000
Omaha Public Power District	Omaha	21	\$157,500
REGA Engineering Group Inc	Lincoln	5	\$30,000
Buffalo County Community Health Partners, Inc.	Kearney	2	\$15,000
Hausmann Construction	Lincoln	12	\$90,000
University of Nebraska Foundation	Lincoln	3	\$10,500
SP Group, PC	Lincoln	7	\$52,500
Investors Realty Inc.	Omaha	3	\$9,000
Werner Enterprises	Omaha	12	\$42,000
Iconic Consulting Group, Inc	Omaha	1	\$7,500
Fontenelle Forest	Bellevue	1	\$4,000

Employer	Employer City	Number of Internships Awarded	Total Grant Amount
Habitat Omaha Affordable Mortgage Solutions	Omaha	4	\$30,000
Applied Information Management Institute	Omaha	1	\$3,000
Osign, LLC	Lincoln	1	\$7,500
Ag Accurate, LLC	West Point	2	\$15,000
402Legal	Omaha	3	\$22,500
Croker Huck Law Firm	Omaha	1	\$7,500
IronConnect, LLC	Lincoln	3	\$22,500
Great Plains Health	North Platte	2	\$15,000
Nonprofit Hub	Lincoln	3	\$15,000
C2 Building Company, LLC	Omaha	1	\$7,500
Superb Shifts	Omaha	1	\$7,500
Central Confinement Service LLC	Columbus	10	\$75,000
Ethos Connected	Lincoln	4	\$12,000
Bland & Associates, P.C.	Omaha	5	\$25,000
Lincoln Literacy	Lincoln	4	\$8,000
Western Nebraska Pioneers	Gering	9	\$67,500
LRS Healthcare	Omaha	7	\$52,500
Embris Group, LLC	Fort Calhoun	1	\$7,500
Legacy of the Plains Museum	Gering	1	\$2,000
Frontier Cooperative	Lincoln	14	\$77,000
Abstract Union	Lincoln	2	\$15,000
Prairie Legacy Inc	Lincoln	1	\$6,500
Big Brown Bat Solutions, Inc.	Lincoln	1	\$7,500
AGC Nebraska Building Chapter	Lincoln	1	\$6,000
Nebraska State Fair Park Foundation	Grand Island	2	\$7,000
Farm Credit Services of America	Omaha	14	\$14,000
Nebraska Bankers Association	Lincoln	1	\$7,500
TACKarchitects, Inc.	Omaha	2	\$15,000
Simon Contractors	Scottsbluff	4	\$30,000
American National Bank	Omaha	7	\$24,500
Hemingford Cooperative Telephone Company	Hemingford	1	\$5,000
WJAG, Inc.	Norfolk	2	\$15,000
Maly Marketing	Lincoln	1	\$3,000
Ho-Chunk, Inc.	Winnebago	15	\$112,500
Pando PEO	Omaha	1	\$7,500

Employer	Employer City	Number of Internships Awarded	Total Grant Amount
Lov Bridal Sartorial	Fremont	1	\$3,000
Harlan County Health System	Alma	2	\$15,000
National Research Corporation	Lincoln	8	\$60,000
Cordova Solutions	Omaha	1	\$7,500
Twin Forks Clinic, Inc.	Benkelman	1	\$7,500
Pinata Technologies, Inc.	Omaha	2	\$14,000
Don't Panic Labs LLC	Lincoln	2	\$10,000
Smith Johnson Allen Connick & Hansen Law Firm	Grand Island	2	\$10,000
Holland Basham Architects	Omaha	5	\$37,500
Totals		1,051	\$6,075,000

Employers participating in InternNE reported the following as goals for their participation in the InternNE program.

- ▶ Developing a talent pipeline
- ▶ Being able to work with potential employees before hiring them
- ▶ Gaining industry exposure
- ▶ Gaining visibility as an organization
- ▶ Providing skill-specific training to potential employees
- ▶ Soliciting creative/innovative input from young leaders
- ▶ Allowing existing teammates to develop supervisory skills
- ▶ Receiving assistance with special projects

DED surveyed individuals who interned through the InternNE program in fiscal year 2023-2024, receiving 525 responses. Of the respondents, 86% were college students, 11% were college alumni, and 3% were high school students.

- ▶ Responding interns overwhelmingly expressed satisfaction with their experience—with 94% rating it either as “excellent” or “good.”

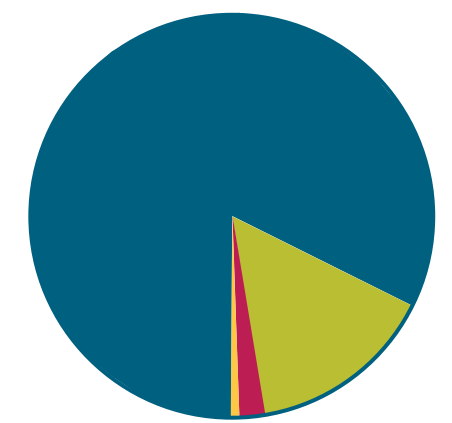
- ▶ A strong majority of respondents (94%) rated their internship as having either “excellent” or “good” relevance to their career/educational goals.
- ▶ Ninety-two percent (92%) of respondents described their on-the-job training as either “excellent” or “good.”

Finally, 90% of interns rated the quality of their work as challenging, responding either “excellent” or “good.”

Results from the internship survey are displayed below (Table 9-3a to Table 9-3d).



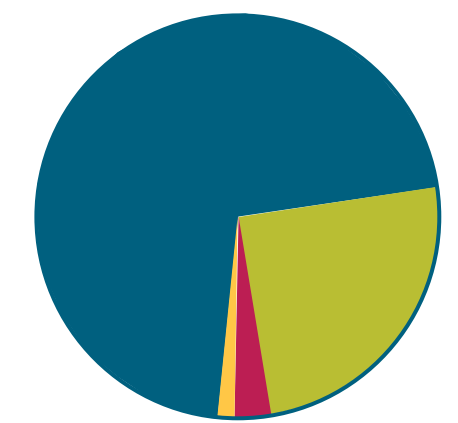
Table 9.3a: InternNE Internship Survey – Overall Satisfaction



I was satisfied with my experience

Excellent	398	76%
Good	112	21%
Satisfactory	11	2%
Marginal	3	1%
Poor	0	0%
	524	

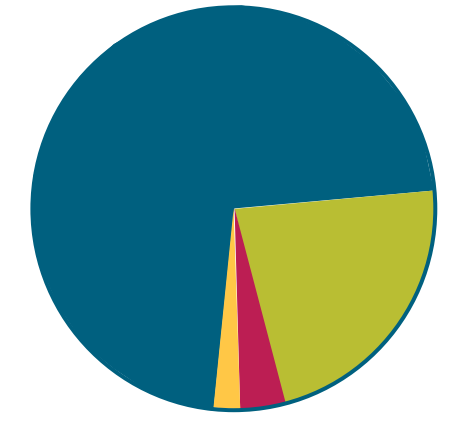
Table 9.3b: InternNE Internship Survey – Relevance



How well did your position relate to major/career goals

Excellent	343	65%
Good	152	29%
Satisfactory	24	5%
Marginal	6	1%
Poor	0	0%
	525	

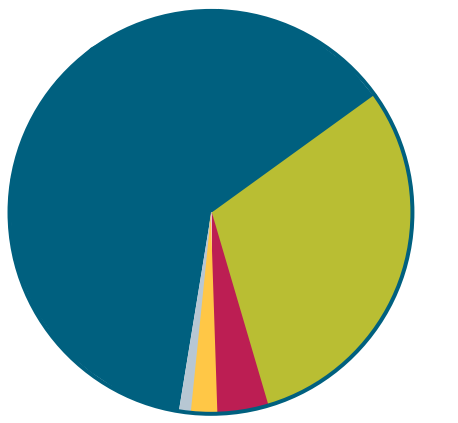
Table 9.3c: InternNE Internship Survey – Adequacy of On-the-Job Training



I received adequate on-the-job training

Excellent	338	65%
Good	142	27%
Satisfactory	36	7%
Marginal	8	2%
Poor	0	0%
	524	

Table 9.3d: InternNE Internship Survey – Performed Challenging Work



The quality of work was challenging

Excellent	299	57%
Good	172	33%
Satisfactory	44	8%
Marginal	7	1%
Poor	2	0%
	524	



PART 10:
THE SITE AND BUILDING DEVELOPMENT FUND

Through the Site and Building Development Fund (SBDF), DED helps Nebraska’s communities prepare the places and spaces needed to support business growth. Having industry-ready facilities strengthens recruitment and retention of high-wage job creators. SBDF gives communities a competitive advantage when seeking to attract investment—whether from a new venture or existing company looking to expand.

The Site and Building Development Fund was established in Nebraska through legislation passed in 2011. Its purpose is to assist communities in readying industrial sites and facilities to create conditions favorable to growth. DED competitively awards SBDF grants to local governments and nonprofits, such as economic development organizations. Grants can be used to acquire land, to buy or construct buildings, to renovate existing structures, or to develop land for industrial use. SBDF grants can also be used for planning, design, and engineering costs. SBDF grants require a dollar-for-dollar match from all recipients.

date in calendar year 2024, as displayed in Table 10.1. Of these funds, 12% were awarded to applicants in nonmetropolitan areas (counties with a population under

100,000), and 88% were awarded to support projects in metropolitan areas (counties with a population of 100,000 or more).



DED awarded \$23,000,000 of SBDF funds for five projects with a start

In June 2024, Instinct Pet Food celebrated its new facility in Lincoln—a project supported by the SBDF.

Table 10.1 Site and Building Development Fund Awards, Calendar Year 2024

Eligible Applicant	Benefiting Business	County	Award Amount
City of Blair	Lutheran Family Services of Nebraska, Inc.	Washington	\$2,000,000
Lincoln Partnership for Economic Development	Timpte Industries, Inc.	Lancaster	\$250,000
Prairie Hill Farm Area Development Authority	The Prairie Hill Farm Area Development Authority	Sarpy	\$20,000,000
Seward County Chamber & Development Partnership	DARI Processing, LLC	Seward	\$500,000
Valley County Economic Development	Popcorn County USA, Inc.	Valley	\$250,000
Total			\$23,000,000





ANNUAL REPORT

APPENDIX

Historical Nebraska Affordable Housing Trust Fund (NAHTF) applications, 1998-2023

Congress- ional District	Application Awarded	Organization Awarded	Project Location	Project Description	Project Summary	Grant Amount Requested	Amount Awarded	Amount of Cash Match	Percent of Cash Match	Amount Leveraged	Percent of Leverage	Total Project Cost	# of Units	Occupancy Rate	Expected Monthly Rent	Employment Generated	Community Investment
U/N	98-HO-103	Panhandle Community Services	Sidney	U/N	New Construction	U/N	\$336,000	U/N	U/N	\$2,730,513	813%	\$3,066,513	83	N/A	N/A	46.9	\$4,653,318
U/N	98-HO-104	Scottsbluff Terrytown Gering Community Development Corp.	Scottsbluff	U/N	New Construction	U/N	\$243,000	U/N	U/N	\$1,123,954	463%	\$1,366,954	15	N/A	N/A	23.4	\$2,372,052
U/N	98-HO-203	Village of Johnstown	Johnstown	U/N	Regional Homeowner	U/N	\$143,250	U/N	U/N	\$256,750	179%	\$400,000	14	N/A	N/A	9.2	\$669,264
U/N	98-HO-206	City of Loup City	Loup City	U/N	Downpayment Assistance	U/N	\$143,250	U/N	U/N	\$822,428	574%	\$965,678	4	N/A	N/A	13.6	\$1,336,047
U/N	98-HO-304	Gothenburg Housing Development Corporation	Gothenburg	U/N	New Construction	U/N	\$234,212	U/N	U/N	\$1,332,083	569%	\$1,566,295	43	N/A	N/A	20.6	\$2,319,195
U/N	98-HO-305	Mid-Nebraska Community Services	Imperial	U/N	New Construction	U/N	\$125,810	U/N	U/N	\$407,820	324%	\$533,630	5	N/A	N/A	10.1	\$948,695
U/N	98-HO-404	Central Nebraska Goodwill Housing	Grand Island	U/N	New Construction	U/N	\$47,516	U/N	U/N	\$546,300	1150%	\$593,816	16	N/A	N/A	10.2	\$1,072,414
U/N	98-HO-407	City of St. Paul	St. Paul	U/N	Downpayment Assistance	U/N	\$150,000	U/N	U/N	\$716,000	477%	\$866,000	14	N/A	N/A	11.9	\$1,229,268
U/N	98-HO-409	City of Grand Island	Grand Island	U/N	New Construction	U/N	\$100,000	U/N	U/N	\$124,441	124%	\$224,441	1	N/A	N/A	3.9	\$405,334
U/N	98-HO-510	Progress Corporation Oakland	Oakland	U/N	New Construction	U/N	\$148,500	U/N	U/N	\$320,700	216%	\$469,200	8	N/A	N/A	7.8	\$348,252
U/N	98-HO-511	Allen Development Group	Allen	U/N	New Construction	U/N	\$53,800	U/N	U/N	\$105,000	195%	\$158,800	2	N/A	N/A	1.8	\$201,090
U/N	98-HO-513	Village of Winslow	Winslow	U/N	Regional Homeowner	U/N	\$104,000	U/N	U/N	\$296,000	285%	\$400,000	14	N/A	N/A	9.1	\$779,676
U/N	98-HO-514	City of Tilden	Tilden	U/N	Regional Homeowner	U/N	\$200,000	U/N	U/N	\$0	0%	\$200,000	21	N/A	N/A	4.8	\$406,794
U/N	98-HO-523	Leigh & Snyder Housing Corporation	Leigh & Snyder	U/N	New Construction	U/N	\$107,000	U/N	U/N	\$759,473	710%	\$866,473	16	N/A	N/A	13.3	\$1,405,608
U/N	98-HO-612	Gage County Economic Development Corp	Beatrice	U/N	New Construction	U/N	\$239,490	U/N	U/N	\$1,324,750	553%	\$1,564,240	44	N/A	N/A	23.2	\$2,364,326
U/N	98-HO-613	Southeast Nebraska Community Action	Nebraska City	U/N	New Construction	U/N	\$158,340	U/N	U/N	\$1,399,390	884%	\$1,557,730	42	N/A	N/A	23.5	\$2,457,853
U/N	98-HO-614	Catholic Charities	David City	U/N	New Construction	U/N	\$50,000	U/N	U/N	\$975,006	1950%	\$1,025,006	16	N/A	N/A	13.9	\$1,524,548
U/N	98-HO-615	Auburn Affordable Housing	Auburn	U/N	New Construction	U/N	\$220,000	U/N	U/N	\$1,087,202	494%	\$1,307,202	3	N/A	N/A	17.4	\$1,968,544

Congress- ional District	Application Awarded	Organization Awarded	Project Location	Project Description	Project Summary	Grant Amount Requested	Amount Awarded	Amount of Cash Match	Percent of Cash Match	Amount Leveraged	Percent of Leverage	Total Project Cost	# of Units	Occupancy Rate	Expected Monthly Rent	Employment Generated	Community Investment
U/N	98-HO-701	Housing and Neighborhood Developers	Omaha	U/N	Downpayment Assistance	U/N	\$77,500	U/N	U/N	\$708,309	914%	\$785,809	14	N/A	N/A	13.8	\$1,597,429
U/N	98-HO-702	Holy Name Housing Corporation	Omaha	U/N	New Construction	U/N	\$88,600	U/N	U/N	\$1,888,153	2131%	\$1,976,753	50	N/A	N/A	34.7	\$4,018,433
U/N	98-HO-703	South Omaha Affordable Housing Corp	Omaha	U/N	Downpayment Assistance	U/N	\$41,936	U/N	U/N	\$1,542,457	3678%	\$1,584,393	18	N/A	N/A	27.8	\$3,220,826
U/N	98-HO-705	Omaha Economic Development Corporation	Omaha	U/N	New Construction	U/N	\$57,000	U/N	U/N	\$2,314,330	4060%	\$2,371,330	18	N/A	N/A	41.6	\$4,820,548
U/N	98-HO-706	Omaha 100, Inc.	Omaha	U/N	Downpayment Assistance	U/N	\$125,000	U/N	U/N	\$141,000	113%	\$266,000	55	N/A	N/A	4.7	\$540,736
U/N	98-HO-708	Bethpage, Inc.	Omaha	U/N	New Construction	U/N	\$100,000	U/N	U/N	\$1,878,109	1878%	\$1,978,109	16	N/A	N/A	34.7	\$4,021,190
U/N	98-HO-709	Mount Moriah Missonary Baptist Church Dev. Corp.	Omaha	U/N	Regional Homeowner	U/N	\$61,704	U/N	U/N	\$3,255,261	5276%	\$3,316,965	64	N/A	N/A	77.1	\$8,013,521
U/N	98-HO-710	South Omaha Affordable Housing Corporation	Omaha	U/N	New Construction	U/N	\$38,000	U/N	U/N	\$1,786,600	4702%	\$1,824,600	19	N/A	N/A	32.0	\$3,709,130
U/N	98-HO-711	South Omaha Affordable Housing Corporation	Omaha	U/N	New Construction	U/N	\$33,600	U/N	U/N	\$1,984,861	5907%	\$2,018,461	21	N/A	N/A	35.4	\$4,103,218
U/N	98-HO-806	City of Lincoln	Lincoln	U/N	New Construction	U/N	\$257,324	U/N	U/N	\$2,968,000	1153%	\$3,225,324	33	N/A	N/A	58.0	\$6,189,168
U/N	98-HO-902	Native Council on Economic and Community Development	Macy	U/N	New Construction	U/N	\$76,500	U/N	U/N	\$0	0%	\$76,500	20	N/A	N/A	1.0	\$109,355
U/N	98-HO-903	Winnebago Tribe	Winnebago	U/N	Infrastructure	U/N	\$72,955	U/N	U/N	\$561,000	769%	\$633,955	12	N/A	N/A	2.3	\$243,551
U/N	99-TF-102	City of Scottsbluff	Scottsbluff	U/N	Regional Homeowner	U/N	\$200,000	U/N	U/N	\$26,000	13%	\$226,000	9	N/A	N/A	5.3	\$466,475
U/N	99-TF-202	Burwell Housing Authority	Burwell	U/N	New Construction	U/N	\$180,000	U/N	U/N	\$447,509	249%	\$627,509	9	N/A	N/A	8.2	\$880,786
U/N	99-TF-204	Village of Scotia	Scotia	U/N	Regional Homeowner	U/N	\$195,000	U/N	U/N	\$17,000	9%	\$212,000	19	N/A	N/A	4.2	\$341,618
U/N	99-TF-207	City of Bassett	Bassett	U/N	Downpayment Assistance	U/N	\$90,000	U/N	U/N	\$255,000	283%	\$345,000	5	N/A	N/A	4.7	\$486,531
U/N	99-TF-209	Central Nebraska Community Services, Inc.	Boyd, Brown, Holt, Keya Paha & Rock Counties	U/N	Rental/ Downpayment Assistance	U/N	\$305,000	U/N	U/N	\$370,200	121%	\$675,200	19	N/A	N/A	9.2	\$930,767
U/N	99-TF-301	Southwest NE Community Betterment Corporation	Grant	U/N	New Construction	U/N	\$150,000	U/N	U/N	\$497,000	331%	\$647,000	6	N/A	N/A	8.0	\$924,043

Congress- ional District	Application Awarded	Organization Awarded	Project Location	Project Description	Project Summary	Grant Amount Requested	Amount Awarded	Amount of Cash Match	Percent of Cash Match	Amount Leveraged	Percent of Leverage	Total Project Cost	# of Units	Occupancy Rate	Expected Monthly Rent	Employment Generated	Community Investment
U/N	99-TF-302	Mid-Nebraska Community Services	Imperial	U/N	New Construction	U/N	\$190,000	U/N	U/N	\$21,033	11%	\$211,033	2	N/A	N/A	3.4	\$358,792
U/N	99-TF-305	McCook Economic Dev. Corp.	McCook	U/N	New Construction	U/N	\$459,361	U/N	U/N	\$1,337,544	291%	\$1,796,905	12	N/A	N/A	28.2	\$2,879,099
U/N	99-TF-306	Cambridge Housing Authority	Cambridge	U/N	Regional Homeowner	U/N	\$235,620	U/N	U/N	\$962,963	409%	\$1,198,583	16	N/A	N/A	22.5	\$2,112,117
U/N	99-TF-401	Harvard Townhouse, Inc.	Harvard	U/N	New Construction	U/N	\$200,000	U/N	U/N	\$437,750	219%	\$637,750	8	N/A	N/A	8.1	\$926,528
U/N	99-TF-402	Orleans Housing Authority	Orleans	U/N	New Construction	U/N	\$142,073	U/N	U/N	\$317,980	224%	\$460,053	6	N/A	N/A	6.3	\$645,314
U/N	99-TF-403	Central City Housing Authority	Central City	U/N	New Construction	U/N	\$217,712	U/N	U/N	\$1,087,224	499%	\$1,304,936	16	N/A	N/A	17.4	\$1,959,452
U/N	99-TF-404	Autumn Village, Inc.	Kearney	U/N	New Construction	U/N	\$65,419	U/N	U/N	\$877,500	1341%	\$942,919	15	N/A	N/A	15.1	\$1,603,123
U/N	99-TF-406	City of Holdrege	Holdrege	U/N	Regional Homeowner	U/N	\$200,000	U/N	U/N	\$60,277	30%	\$260,277	7	N/A	N/A	5.2	\$479,634
U/N	99-TF-501	Tilden Housing Development Corporation	Tilden	U/N	New Construction	U/N	\$190,000	U/N	U/N	\$601,992	317%	\$791,992	7	N/A	N/A	13.4	\$1,380,160
U/N	99-TF-507	Building Futures II, Inc.	Norfolk	U/N	New Construction	U/N	\$28,985	U/N	U/N	\$591,400	2040%	\$620,385	10	N/A	N/A	10.6	\$1,081,112
U/N	99-TF-509	Clearwater	Clearwater	U/N	Rental/ Downpayment Assistance	U/N	\$400,000	U/N	U/N	\$348,129	87%	\$748,129	29	N/A	N/A	10.0	\$1,059,381
U/N	99-TF-514	Village of Leigh	16 Counties in Northeast Nebraska	U/N	Regional Homeowner	U/N	\$300,000	U/N	U/N	\$49,500	17%	\$349,500	35	N/A	N/A	5.4	\$566,965
U/N	99-TF-515	Woodland Park Housing Authority	Stanton County	U/N	Regional Homeowner	U/N	\$400,000	U/N	U/N	\$36,000	9%	\$436,000	4	N/A	N/A	5.3	\$613,537
U/N	99-TF-517	Elkhorn Valley Community Development Corp.	Norfolk	U/N	Downpayment Assistance	U/N	\$210,000	U/N	U/N	\$1,300,000	619%	\$1,510,000	17	N/A	N/A	25.7	\$2,631,394
U/N	99-TF-601	Blue Valley Community Action	Beatrice	U/N	New Construction	U/N	\$250,000	U/N	U/N	\$1,747,000	699%	\$1,997,000	34	N/A	N/A	28.6	\$3,013,474
U/N	99-TF-602	Osceola Shelby Housing I, Limited Partnership	Osceola & Shelby	U/N	New Construction	U/N	\$270,000	U/N	U/N	\$718,700	266%	\$988,700	12	N/A	N/A	11.9	\$1,376,613
U/N	99-TF-603	Southeast Nebraska Affordable Housing Council	8 Counties in Southeast Nebraska	U/N	Regional Homeowner	U/N	\$400,000	U/N	U/N	\$1,408,000	352%	\$1,808,000	12	N/A	N/A	32.9	\$3,248,912
U/N	99-TF-604	Southeast Nebraska Affordable Housing Council	Plattsmouth	U/N	Regional Homeowner	U/N	\$190,752	U/N	U/N	\$457,332	240%	\$648,084	6	N/A	N/A	11.8	\$1,164,584
U/N	99-TF-609	Southeast Nebraska Affordable Housing Council	Seward	U/N	New Construction	U/N	\$473,464	U/N	U/N	\$1,348,103	285%	\$1,821,567	12	N/A	N/A	24.7	\$2,756,730

Congress- ional District	Application Awarded	Organization Awarded	Project Location	Project Description	Project Summary	Grant Amount Requested	Amount Awarded	Amount of Cash Match	Percent of Cash Match	Amount Leveraged	Percent of Leverage	Total Project Cost	# of Units	Occupancy Rate	Expected Monthly Rent	Employment Generated	Community Investment
U/N	99-TF-610	Gage County Economic Development Corporation	Beatrice	U/N	New Construction	U/N	\$437,176	U/N	U/N	\$1,382,466	316%	\$1,819,642	12	N/A	N/A	26.1	\$2,745,840
U/N	99-TF-612	City of Seward	Seward	U/N	New Construction	U/N	\$215,000	U/N	U/N	\$898,863	418%	\$1,113,863	14	N/A	N/A	15.1	\$1,685,703
U/N	99-TF-701	Christmas in April - Omaha	Omaha	U/N	Regional Homeowner	U/N	\$146,000	U/N	U/N	\$79,000	54%	\$225,000	79	N/A	N/A	5.1	\$543,392
U/N	99-TF-706	City of Omaha	Omaha	U/N	Downpayment Assistance	U/N	\$500,000	U/N	U/N	\$4,770,000	954%	\$5,270,000	6	N/A	N/A	89.4	\$10,692,415
U/N	99-TF-708	Immanuel Elderly Housing	Omaha	U/N	New Construction	U/N	\$250,000	U/N	U/N	\$4,139,777	1656%	\$4,389,777	50	N/A	N/A	74.5	\$8,906,511
U/N	99-TF-801	Christmas in April - Lincoln	Lincoln	U/N	Regional Homeowner	U/N	\$33,000	U/N	U/N	\$31,833	96%	\$64,833	8	N/A	N/A	1.5	\$147,502
U/N	99-TF-802	City of Lincoln	Lincoln	U/N	Regional Homeowner	U/N	\$200,000	U/N	U/N	\$207,000	104%	\$407,000	11	N/A	N/A	9.6	\$925,968
U/N	99-TF-803	Lincoln Action Program	Lincoln	U/N	New Construction	U/N	\$80,000	U/N	U/N	\$178,000	223%	\$258,000	16	N/A	N/A	4.5	\$563,693
U/N	99-TFPD-102	Scotts Bluff County Housing Authority	Scotts Bluff County	U/N	Pre-development	U/N	\$15,650	U/N	U/N	\$0	0%	\$15,650	U/N	N/A	N/A	0.6	\$35,699
U/N	99-TFPD-602	Southeast Nebraska Affordable Housing Council	Plattsmouth	U/N	Pre-development	U/N	\$10,000	U/N	U/N	\$1,000	10%	\$11,000	U/N	N/A	N/A	0.4	\$22,004
U/N	99-TFPD-603	Nemaha County Economic Development Alliance	Nemaha	U/N	Pre-development	U/N	\$9,000	U/N	U/N	\$1,000	11%	\$10,000	U/N	N/A	N/A	0.4	\$18,639
U/N	99-TFPD-606	23 Preservation Foundation	Fairbury	U/N	Pre-development	U/N	\$20,000	U/N	U/N	\$0	0%	\$20,000	U/N	N/A	N/A	0.9	\$38,223
U/N	99-TFPD-702	Community Housing and Services Corporation	Omaha	U/N	Pre-development	U/N	\$20,000	U/N	U/N	\$172,245	861%	\$192,245	U/N	N/A	N/A	7.7	\$533,432
U/N	99-TFPD-801	Daywatch	Lincoln	U/N	Pre-development	U/N	\$20,000	U/N	U/N	\$2,000	10%	\$22,000	U/N	N/A	N/A	1.0	\$55,501
U/N	99-TFTA-101	High Plains Community Development Corporation	Dawes, Sheridan, Sioux & Box Butte Counties	U/N	Technical Assistance	U/N	\$27,785	U/N	U/N	\$27,785	100%	\$55,570	U/N	N/A	N/A	2.1	\$95,323
U/N	99-TFTA-201	Central Nebraska Community Services, Inc.	Loup City	U/N	Technical Assistance	U/N	\$16,823	U/N	U/N	\$0	0%	\$16,823	U/N	N/A	N/A	0.6	\$25,711
U/N	99-TFTA-401	Mid-Nebraska Community Services	Kearney	U/N	Technical Assistance	U/N	\$25,000	U/N	U/N	\$66,417	266%	\$91,417	U/N	N/A	N/A	5.1	\$180,465
U/N	99-TFTA-501	Wayne County Housing Dev. Corp.	Wayne	U/N	Technical Assistance	U/N	\$4,540	U/N	U/N	\$2,412	53%	\$6,952	U/N	N/A	N/A	0.3	\$13,283
U/N	99-TFTA-504	Northeast Housing Initiative	Cedar, Dixon & Pierce Counties	U/N	Technical Assistance	U/N	\$26,980	U/N	U/N	\$27,200	101%	\$54,180	U/N	N/A	N/A	0.7	\$76,242

Congress- ional District	Application Awarded	Organization Awarded	Project Location	Project Description	Project Summary	Grant Amount Requested	Amount Awarded	Amount of Cash Match	Percent of Cash Match	Amount Leveraged	Percent of Leverage	Total Project Cost	# of Units	Occupancy Rate	Expected Monthly Rent	Employment Generated	Community Investment
U/N	99-TFTA-505	Three Rivers Development Corp (Burt/ Washington County Community Housing Development Organizations)	Tekamah	U/N	Technical Assistance	U/N	\$25,000	U/N	U/N	\$0	0%	\$25,000	U/N	N/A	N/A	0.7	\$51,546
U/N	99-TFTA-601	Blue Valley Community Action	Fairbury	U/N	Technical Assistance	U/N	\$25,000	U/N	U/N	\$3,571	14%	\$28,571	U/N	N/A	N/A	1.3	\$54,604
U/N	99-TFTA-602	Blue Valley Community Action	Fairbury	U/N	Technical Assistance	U/N	\$25,000	U/N	U/N	\$95,648	383%	\$120,648	U/N	N/A	N/A	5.3	\$230,578
U/N	99-TFTA-701	Omaha 100, Incorporated	Omaha	U/N	Technical Assistance	U/N	\$25,000	U/N	U/N	\$141,000	564%	\$166,000	U/N	N/A	N/A	6.5	\$460,195
U/N	99-TFTA-702	Omaha Economic Development Corporation	Omaha	U/N	Technical Assistance	U/N	\$25,000	U/N	U/N	\$25,000	100%	\$50,000	U/N	N/A	N/A	2.0	\$138,613
U/N	99-TFTA-703	South Omaha Affordable Housing Corporation	Omaha	U/N	Technical Assistance	U/N	\$25,000	U/N	U/N	\$98,622	394%	\$123,622	U/N	N/A	N/A	4.9	\$312,712
U/N	99-TFTA-704	Family Housing Advisory Services	Omaha	U/N	Technical Assistance	U/N	\$25,000	U/N	U/N	\$179,400	718%	\$204,400	U/N	N/A	N/A	8.1	\$566,651
U/N	99-TFTA-712	Housing and Neighborhood Developers	Omaha	U/N	Technical Assistance	U/N	\$24,000	U/N	U/N	\$139,500	581%	\$163,500	U/N	N/A	N/A	6.4	\$453,264
U/N	99-TFTA-802	Nebraska Association of Community Housing Development Organizations	Statewide	U/N	Technical Assistance	U/N	\$25,000	U/N	U/N	\$67,772	271%	\$92,772	U/N	N/A	N/A	4.4	\$232,429
U/N	99-TFTA-902	Nee-Shock-Ha- Chee Community Development Corp.	Winnebago	U/N	Technical Assistance	U/N	\$30,872	U/N	U/N	\$80,163	260%	\$111,035	U/N	N/A	N/A	2.2	\$177,193
U/N	00-TFATP-001	Great Plains Paralyzed Veterans of America Education Center	Statewide	U/N	Regional Homeowner	U/N	\$200,000	U/N	U/N	\$0	0%	\$200,000	12	N/A	N/A	4.8	\$482,438
U/N	00-TFHP-102	Panhandle Community Services	Cheyenne County	U/N	Downpayment Assistance	U/N	\$142,494	U/N	U/N	\$1,294,000	908%	\$1,436,494	2	U/N	N/A	22.0	\$2,179,825
U/N	00-TFHP-103	High Plains Community Development Corp.	Dawes, Sheridan, Sioux & Box Butte Counties	U/N	Downpayment Assistance	U/N	\$158,500	U/N	U/N	\$37,425	24%	\$195,925	14	U/N	N/A	7.4	\$336,083
U/N	00-TFHP-201	CORE Development	Holt County	U/N	Rental/ Downpayment Assistance	U/N	\$250,000	U/N	U/N	\$167,500	67%	\$417,500	18	U/N	N/A	7.8	\$684,987

Congress- ional District	Application Awarded	Organization Awarded	Project Location	Project Description	Project Summary	Grant Amount Requested	Amount Awarded	Amount of Cash Match	Percent of Cash Match	Amount Leveraged	Percent of Leverage	Total Project Cost	# of Units	Occupancy Rate	Expected Monthly Rent	Employment Generated	Community Investment
U/N	00-TFHP-301	City of Imperial	Imperial	U/N	Regional Homeowner	U/N	\$52,600	U/N	U/N	\$157,800	300%	\$210,400	1	U/N	N/A	4.0	\$374,052
U/N	00-TFHP-303	Southwest NE Community Betterment Corporation	Chase, Dundy, Hayes, Hitchcock & Perkins counties	U/N	Rental/ Downpayment Assistance	U/N	\$255,350	U/N	U/N	\$131,850	52%	\$387,200	14	U/N	N/A	7.4	\$688,369
U/N	00-TFHP-505	City of Wakefield	Wakefield	U/N	Downpayment Assistance	U/N	\$314,650	U/N	U/N	\$900,000	286%	\$1,214,650	14	U/N	N/A	13.3	\$1,585,300
U/N	00-TFHP-50	City of Dakota City	Dakota City	U/N	Downpayment Assistance	U/N	\$158,700	U/N	U/N	\$1,124,000	708%	\$1,282,700	10	U/N	N/A	14.7	\$1,866,596
U/N	00-TFHP-507	CORE Development	Antelope County	U/N	Downpayment Assistance	U/N	\$55,994	U/N	U/N	\$109,725	196%	\$165,719	12	U/N	N/A	2.2	\$234,612
U/N	00-TFHP-601	Blue Valley Community Action	Butler, Fillmore, Gage, Polk, Jefferson, Saline, Seward, Thayer, & York Counties	U/N	Downpayment Assistance	U/N	\$300,000	U/N	U/N	\$3,090,910	1030%	\$3,390,910	60	U/N	N/A	48.5	\$5,116,885
U/N	00-TFHP-701	City of Omaha	Omaha	U/N	Downpayment Assistance	U/N	\$676,762	U/N	U/N	\$1,036,200	153%	\$1,712,962	39	U/N	N/A	67.5	\$4,748,776
U/N	00-TFHP-801	City of Lincoln	Lincoln	U/N	Downpayment Assistance/ Rental/New Construction	U/N	\$349,804	U/N	U/N	\$2,720,000	778%	\$3,069,804	5	U/N	N/A	58.2	\$6,254,063
U/N	00-TFHP-901	Northern Ponca Housing Authority	Federal Designated Service Area	U/N	Regional Homeowner	U/N	\$192,000	U/N	U/N	\$17,100	9%	\$209,100	5	U/N	N/A	4.8	\$425,450
U/N	00-TFPD-401	City of Genoa	Genoa	U/N	Pre-development	U/N	\$4,500	U/N	U/N	\$2,200	49%	\$6,700	U/N	N/A	N/A	0.3	\$31,512
U/N	00-TFPD-501	City of Crofton	Crofton	U/N	Pre-development	U/N	\$4,500	U/N	U/N	\$500	11%	\$5,000	U/N	N/A	N/A	0.1	\$10,835
U/N	00-TFPD-601	Greater Wahoo Development Foundation	Wahoo	U/N	Pre-development	U/N	\$20,000	U/N	U/N	\$2,742	14%	\$22,742	U/N	N/A	N/A	0.7	\$45,286
U/N	00-TFRH-102	Scotts Bluff County Housing Authority	Scotts Bluff County	U/N	New Construction	U/N	\$163,500	U/N	U/N	\$474,500	290%	\$638,000	7	U/N	U/N	10.3	\$1,114,203
U/N	00-TFRH-202	City of Albion	Albion	U/N	New Construction	U/N	\$221,500	U/N	U/N	\$411,061	186%	\$632,561	8	U/N	U/N	8.3	\$895,530
U/N	00-TFRH-302	Bethpage, Inc.	Lexington & Holdrege	U/N	New Construction	U/N	\$40,000	U/N	U/N	\$543,583	1359%	\$583,583	6	U/N	U/N	11.6	\$1,075,418
U/N	00-TFRH-402	Hastings/Adams County Housing Dev. Corp.	Hastings	U/N	New Construction	U/N	\$168,500	U/N	U/N	\$1,477,251	877%	\$1,645,751	16	U/N	U/N	25.3	\$2,858,269
U/N	00-TFRH-502	Catholic Charities	Columbus	U/N	New Construction	U/N	\$250,000	U/N	U/N	\$0	0%	\$250,000	24	U/N	U/N	3.4	\$399,309

Congress- ional District	Application Awarded	Organization Awarded	Project Location	Project Description	Project Summary	Grant Amount Requested	Amount Awarded	Amount of Cash Match	Percent of Cash Match	Amount Leveraged	Percent of Leverage	Total Project Cost	# of Units	Occupancy Rate	Expected Monthly Rent	Employment Generated	Community Investment
U/N	00-TFRH-503	Northeast Housing Initiative	West Point	U/N	New Construction	U/N	\$164,958	U/N	U/N	\$485,042	294%	\$650,000	8	U/N	U/N	7.6	\$878,456
U/N	00-TFRH-504	Columbus Development Corporation	Columbus	U/N	New Construction	U/N	\$460,693	U/N	U/N	\$1,413,851	307%	\$1,874,544	12	U/N	U/N	25.6	\$2,994,092
U/N	00-TFRH-505	Good Shepherd Assisted Living Center	Blair	U/N	New Construction	U/N	\$27,538	U/N	U/N	\$1,360,733	4941%	\$1,388,271	20	U/N	U/N	15.8	\$2,066,743
U/N	00-TFRH-603	Southeast Community College	Beatrice	U/N	New Construction	U/N	\$131,251	U/N	U/N	\$902,779	688%	\$1,034,030	10	U/N	U/N	14.4	\$1,560,500
U/N	00-TFRH-609	Seward County Housing Corporation	Seward	U/N	New Construction	U/N	\$373,000	U/N	U/N	\$935,546	251%	\$1,308,546	16	U/N	U/N	17.8	\$1,980,332
U/N	00-TFRH-610	Nemaha County Economic Development Alliance	Johnson, Auburn & Nemaha	U/N	New Construction	U/N	\$400,000	U/N	U/N	\$1,299,421	325%	\$1,699,421	16	U/N	U/N	5.3	\$602,369
U/N	00-TFRH-701	Douglas County Housing Authority	Omaha	U/N	New Construction	U/N	\$200,000	U/N	U/N	\$2,057,103	1029%	\$2,257,103	20	U/N	U/N	37.3	\$4,581,940
U/N	00-TFRH-702	South Omaha Affordable Housing Corporation	Omaha	U/N	New Construction	U/N	\$340,980	U/N	U/N	\$3,776,020	1107%	\$4,117,000	30	U/N	U/N	68.1	\$8,357,548
U/N	00-TFRH-801	Lincoln Civic Housing	Lincoln	U/N	New Construction	U/N	\$350,000	U/N	U/N	\$6,012,609	1718%	\$6,362,609	20	U/N	U/N	107.9	\$12,187,190
U/N	00-TFSD-101	Panhandle Community Services	Sidney	U/N	Downpayment Assistance	U/N	\$150,000	U/N	U/N	\$3,206,200	2137%	\$3,356,200	9	N/A	N/A	51.3	\$5,092,907
U/N	00-TFSD-102	Scotts Bluff County Housing Authority	Gering	U/N	Infrastructure	U/N	\$200,000	U/N	U/N	\$290,500	145%	\$490,500	15	N/A	N/A	11.5	\$845,228
U/N	00-TFSD-501	City of Norfolk	Norfolk	U/N	Infrastructure	U/N	\$400,000	U/N	U/N	\$5,347,165	1337%	\$5,747,165	32	N/A	N/A	97.8	\$10,015,268
U/N	00-TFTA-301	Southwest NE Community Betterment Corporation	Grant	U/N	Technical Assistance	U/N	\$25,000	U/N	U/N	\$0	0%	\$25,000	U/N	N/A	N/A	0.9	\$42,872
U/N	00-TFTA-701	Holy Name Housing Corporation	Omaha	U/N	Technical Assistance	U/N	\$25,000	U/N	U/N	\$127,847	511%	\$152,847	U/N	N/A	N/A	5.9	\$426,945
U/N	00-TFTA-704	Omaha Habitat for Humanity	Omaha	U/N	Technical Assistance	U/N	\$25,000	U/N	U/N	\$65,000	260%	\$90,000	U/N	N/A	N/A	6.3	\$454,573
U/N	00-TFTA-705	Family Housing Advisory Services	Omaha	U/N	Technical Assistance	U/N	\$25,000	U/N	U/N	\$259,000	1036%	\$284,000	U/N	N/A	N/A	11.0	\$793,298
U/N	00-TFTA-802	Nebraska Housing Resource	Lincoln	U/N	Technical Assistance	U/N	\$25,000	U/N	U/N	\$25,000	100%	\$50,000	U/N	N/A	N/A	0.8	\$95,771
U/N	00-TFTA-901	Native Council on Economic and Community Development	Walthill	U/N	Technical Assistance	U/N	\$25,000	U/N	U/N	\$40,000	160%	\$65,000	U/N	N/A	N/A	1.3	\$106,352

Congress- ional District	Application Awarded	Organization Awarded	Project Location	Project Description	Project Summary	Grant Amount Requested	Amount Awarded	Amount of Cash Match	Percent of Cash Match	Amount Leveraged	Percent of Leverage	Total Project Cost	# of Units	Occupancy Rate	Expected Monthly Rent	Employment Generated	Community Investment
U/N	01-TFATP-001	Great Plains Paralyzed Veterans of America Education Center	Statewide	U/N	Regional Homeowner	U/N	\$200,000	U/N	U/N	\$0	0%	\$200,000	5	N/A	N/A	4.8	\$482,438
U/N	01-TFHP-001	Nebraska Housing Resource	Statewide	U/N	New Construction	U/N	\$100,000	U/N	U/N	\$53,250	53%	\$153,250	4	U/N	N/A	3.7	\$369,668
U/N	01-TFHP-202	City of Atkinson	Atkinson, Emmet, Spencer, Bristow, Butte & Lynch	U/N	Downpayment Assistance/ Rental	U/N	\$400,000	U/N	U/N	\$427,500	107%	\$827,500	18	U/N	N/A	11.3	\$1,166,969
U/N	01-TFHP-302	Southwest NE Community Betterment Corporation	Chase, Dundy, Hayes, Hitchcock & Perkins counties	U/N	Regional Homeowner	U/N	\$333,900	U/N	U/N	\$116,900	35%	\$450,800	21	U/N	N/A	8.6	\$801,438
U/N	01-TFHP-402	Hastings/Adams County Housing Dev. Corp.	Hastings	U/N	Downpayment Assistance	U/N	\$94,500	U/N	U/N	\$553,000	585%	\$647,500	10	U/N	N/A	9.8	\$1,124,550
U/N	01-TFHP-403	Mid-Nebraska Community Action	Buffalo County	U/N	Regional Homeowner	U/N	\$400,000	U/N	U/N	\$36,400	9%	\$436,400	17	U/N	N/A	7.0	\$741,954
U/N	01-TFHP-501	Village of Leigh	Burt, Cedar, Colfax, Cumming, Dixon, Dodge, Madison, Pierce, Platte, Stanton, Thurston & Wayne Counties	U/N	Downpayment Assistance	U/N	\$400,000	U/N	U/N	\$1,586,172	397%	\$1,986,172	29	U/N	N/A	25.9	\$2,657,532
U/N	01-TFHP-503	Elkhorn Valley Community Development Corp.	Norfolk	U/N	Rental/ Downpayment Assistance	U/N	\$410,000	U/N	U/N	\$1,575,000	384%	\$1,985,000	18	U/N	N/A	33.8	\$3,459,150
U/N	01-TFHP-701	City of Omaha	Omaha	U/N	New Construction	U/N	\$445,238	U/N	U/N	\$0	0%	\$445,238	32	U/N	N/A	7.8	\$905,100
U/N	01-TFHP-801	City of Lincoln	Lincoln	U/N	New Construction	U/N	\$230,134	U/N	U/N	\$667,000	290%	\$897,134	12	U/N	N/A	4.1	\$441,611
U/N	01-TFIN-602	Blue Valley Community Action	Wymore	U/N	Infrastructure	U/N	\$50,000	U/N	U/N	\$15,000	30%	\$65,000	2	N/A	N/A	0.9	\$98,085
U/N	01-TFPD-605	Syracuse Housing Development	Syracuse	U/N	Pre-development	U/N	\$17,000	U/N	U/N	\$0	0%	\$17,000	U/N	N/A	N/A	0.3	\$25,653
U/N	01-TFPD-606	Beatrice Housing Agency	Beatrice	U/N	Pre-development	U/N	\$17,500	U/N	U/N	\$0	0%	\$17,500	U/N	N/A	N/A	0.2	\$26,407
U/N	01-TFPD-801	Southeast Nebraska Affordable Housing Council	Lincoln	U/N	Pre-development	U/N	\$56,380	U/N	U/N	\$0	0%	\$56,380	U/N	N/A	N/A	1.0	\$108,189
U/N	01-TFRH-104	Cirrus House, Inc.	Scottsbluff	U/N	New Construction	U/N	\$385,181	U/N	U/N	\$1,788,416	464%	\$2,173,597	29	U/N	U/N	35.0	\$3,795,981
U/N	01-TFRH-201	Keyapaha Housing Corporation	Valentine	U/N	New Construction	U/N	\$50,000	U/N	U/N	\$538,015	1076%	\$588,015	8	U/N	U/N	8.0	\$829,239

Congress- ional District	Application Awarded	Organization Awarded	Project Location	Project Description	Project Summary	Grant Amount Requested	Amount Awarded	Amount of Cash Match	Percent of Cash Match	Amount Leveraged	Percent of Leverage	Total Project Cost	# of Units	Occupancy Rate	Expected Monthly Rent	Employment Generated	Community Investment
U/N	01-TFRH-202	Pilgrim/Omaha Econ. Dev. Corp. Community	Omaha	U/N	New Construction	U/N	\$50,000	U/N	U/N	\$50,000	100%	\$0	20	U/N	U/N	1.9	\$139,665
U/N	01-TFRH-301	Keith County Housing Development Corporation	Ogallala	U/N	New Construction	U/N	\$401,400	U/N	U/N	\$961,812	240%	\$1,363,212	16	U/N	U/N	24.1	\$2,078,731
U/N	01-TFRH-501	Fremont Housing Authority	Fremont	U/N	New Construction	U/N	\$376,000	U/N	U/N	\$4,055,692	1079%	\$4,431,692	39	U/N	U/N	75.4	\$7,722,866
U/N	01-TFRH-701	New Creations	Omaha	U/N	New Construction	U/N	\$100,000	U/N	U/N	\$0	0%	\$100,000	19	U/N	U/N	3.9	\$279,330
U/N	01-TFTA-001	Nebraska Housing Resource	Statewide	U/N	Operating Assistance	U/N	\$40,000	U/N	U/N	\$4,000	10%	\$44,000	U/N	N/A	N/A	0.8	\$84,433
U/N	01-TFTA-301	Southwest NE Community Betterment Corporation	Grant	U/N	Operating Assistance	U/N	\$25,000	U/N	U/N	\$0	0%	\$25,000	U/N	N/A	N/A	0.9	\$42,872
U/N	01-TFTA-502	Native Council on Economic and Community Development	Macy & Walthill	U/N	Operating Assistance	U/N	\$25,000	U/N	U/N	\$0	0%	\$25,000	U/N	N/A	N/A	0.5	\$40,905
U/N	01-TFTA-702	South Omaha Affordable Housing Corporation	Omaha	U/N	Operating Assistance	U/N	\$25,000	U/N	U/N	\$0	0%	\$25,000	U/N	N/A	N/A	1.0	\$69,833
U/N	01-TFTA-703	Family Housing Advisory Services	Omaha	U/N	Operating Assistance	U/N	\$25,000	U/N	U/N	\$0	0%	\$25,000	U/N	N/A	N/A	1.0	\$69,833
U/N	01-TFTA-704	Omaha 100, Inc.	Omaha	U/N	Operating Assistance	U/N	\$25,000	U/N	U/N	\$0	0%	\$25,000	U/N	N/A	N/A	1.0	\$69,833
U/N	01-TFTA-801	Nebraska Association of Community Housing Development Organizations	Statewide	U/N	Operating Assistance	U/N	\$25,000	U/N	U/N	\$123,325	493%	\$148,325	U/N	N/A	N/A	1.0	\$115,883
U/N	02-TFHP-001	Nebraska Housing Developers	Statewide	U/N	Operating Assistance	U/N	\$200,000	U/N	U/N	\$16,800	8%	\$216,800	U/N	U/N	N/A	5.2	\$522,963
U/N	02-TFHP-103	Housing Authority - Scotts Bluff	Gering	U/N	New Construction	U/N	\$200,000	U/N	U/N	\$86,830	43%	\$286,830	5	U/N	N/A	6.7	\$494,289
U/N	02-TFHP-302	West Central Nebraska Dev. Dist.	Brady, Farnam, Maxwell	U/N	New Construction	U/N	\$135,000	U/N	U/N	\$213,000	158%	\$348,000	1	U/N	N/A	4.4	\$514,509
U/N	02-TFHP-306	Southwest NE Community Betterment Corporation	Grant	U/N	New Construction	U/N	\$154,000	U/N	U/N	\$0	0%	\$154,000	12	U/N	N/A	1.9	\$219,942
U/N	02-TFHP-308	Keith County Housing Development Corp	Ogallala	U/N	Downpayment Assistance	U/N	\$31,000	U/N	U/N	\$0	0%	\$31,000	5	U/N	N/A	0.6	\$62,216

Congress- ional District	Application Awarded	Organization Awarded	Project Location	Project Description	Project Summary	Grant Amount Requested	Amount Awarded	Amount of Cash Match	Percent of Cash Match	Amount Leveraged	Percent of Leverage	Total Project Cost	# of Units	Occupancy Rate	Expected Monthly Rent	Employment Generated	Community Investment
U/N	02-TFHP-507	City of Norfolk	Norfolk	U/N	New Construction	U/N	\$531,800	U/N	U/N	\$1,532,300	288%	\$2,064,100	6	U/N	N/A	35.1	\$3,596,994
U/N	02-TFHP-601	City of Seward	Seward	U/N	Downpayment Assistance	U/N	\$308,000	U/N	U/N	\$1,100,000	357%	\$1,408,000	21	U/N	N/A	19.1	\$2,130,844
U/N	02-TFHP-701	City of Omaha	Omaha	U/N	New Construction/ Rental	U/N	\$352,200	U/N	U/N	\$2,224,000	631%	\$2,576,200	0	U/N	N/A	43.7	\$5,226,907
U/N	02-TFHP-801	Nebraska Housing Resource	Statewide	U/N	New Construction	U/N	\$200,000	U/N	U/N	\$20,000	10%	\$220,000	3	U/N	N/A	3.5	\$421,392
U/N	02-TFHP-802	City of Lincoln	Lincoln	U/N	New Construction	U/N	\$244,800	U/N	U/N	\$560,000	229%	\$804,800	9	U/N	N/A	15.3	\$1,639,815
U/N	02-TFRH-301	Lincoln County Community Development Corp.	North Platte	U/N	New Construction	U/N	\$400,000	U/N	U/N	\$3,592,664	898%	\$3,991,664	49	U/N	U/N	66.2	\$6,796,987
U/N	02-TFRH-302	NAF Senior Housing II Inc.	Imperial	U/N	New Construction	U/N	\$50,000	U/N	U/N	\$625,700	1251%	\$675,700	8	U/N	U/N	12.8	\$1,201,269
U/N	02-TFRH-503	Fremont Housing Authority	Fremont	U/N	New Construction	U/N	\$400,000	U/N	U/N	\$2,280,500	570%	\$2,680,500	32	U/N	U/N	45.6	\$4,671,160
U/N	02-TFRH-603	City of Beatrice	Beatrice	U/N	Regional Homeowner	U/N	\$250,000	U/N	U/N	\$2,230,000	892%	\$2,480,000	0	U/N	U/N	36.8	\$3,748,484
U/N	02-TFRH-608	Syracuse Housing Development	Syracuse	U/N	New Construction	U/N	\$292,005	U/N	U/N	\$864,000	296%	\$1,156,005	12	U/N	U/N	20.4	\$1,744,412
U/N	02-TFTA-103	High Plains Community Dev. Corp.	Chadron Area	U/N	Operating Assistance	U/N	\$114,000	U/N	U/N	\$3,400	3%	\$117,400	U/N	N/A	N/A	1.4	\$64,155
U/N	02-TFTA-301	Keith County Housing Dev. Corp.	Ogallala	U/N	Operating Assistance	U/N	\$10,325	U/N	U/N	\$13,942	135%	\$24,267	U/N	N/A	N/A	0.2	\$17,235
U/N	02-TFTA-302	Southwest NE Community Betterment Corporation	Grant	U/N	Operating Assistance	U/N	\$74,000	U/N	U/N	\$3,400	5%	\$77,400	U/N	N/A	N/A	0.6	\$53,414
U/N	02-TFTA-303	Lincoln County Community Development Corp.	North Platte	U/N	Operating Assistance	U/N	\$114,000	U/N	U/N	\$20,000	18%	\$134,000	U/N	N/A	N/A	0.9	\$91,950
U/N	02-TFTA-306	McCook Economic Dev. Corp.	McCook	U/N	Operating Assistance	U/N	\$118,378	U/N	U/N	\$4,000	3%	\$122,378	U/N	N/A	N/A	0.7	\$70,499
U/N	02-TFTA-401	Mid-Nebraska Community Services	Kearney	U/N	Operating Assistance	U/N	\$120,000	U/N	U/N	\$4,000	3%	\$124,000	U/N	N/A	N/A	0.7	\$74,807
U/N	02-TFTA-402	Hastings/Adams County Housing Dev. Corp.	Hastings	U/N	Operating Assistance	U/N	\$114,000	U/N	U/N	\$3,400	3%	\$117,400	U/N	N/A	N/A	0.6	\$64,955
U/N	02-TFTA-501	Wayne County Community Development Corp.	Wayne	U/N	Operating Assistance	U/N	\$20,000	U/N	U/N	\$20,000	100%	\$40,000	U/N	N/A	N/A	0.4	\$52,206

Congress- ional District	Application Awarded	Organization Awarded	Project Location	Project Description	Project Summary	Grant Amount Requested	Amount Awarded	Amount of Cash Match	Percent of Cash Match	Amount Leveraged	Percent of Leverage	Total Project Cost	# of Units	Occupancy Rate	Expected Monthly Rent	Employment Generated	Community Investment
U/N	02-TFTA-502	Northeast Housing Initiative	Cedar, Dixon, Knox & Pierce Counties	U/N	Operating Assistance	U/N	\$114,000	U/N	U/N	\$57,000	50%	\$171,000	U/N	N/A	N/A	1.2	\$128,055
U/N	02-TFTA-503	Ho-Chunk Community Dev. Corp.	Winnebago	U/N	Operating Assistance	U/N	\$125,000	U/N	U/N	\$4,000	3%	\$129,000	U/N	N/A	N/A	0.7	\$70,430
U/N	02-TFTA-504	Three Rivers Development Corp (Burt / Washington County Community Housing Development Organizations)	Burt and Washington counties	U/N	Operating Assistance	U/N	\$120,000	U/N	U/N	\$0	0%	\$120,000	U/N	N/A	N/A	0.7	\$69,705
U/N	02-TFTA-505	Elkhorn Valley Community Development Corp.	Norfolk	U/N	Operating Assistance	U/N	\$114,000	U/N	U/N	\$3,400	3%	\$117,400	U/N	N/A	N/A	0.6	\$65,175
U/N	02-TFTA-601	Blue Valley Community Action, Inc.	Fairbury	U/N	Operating Assistance	U/N	\$114,000	U/N	U/N	\$3,400	3%	\$117,400	U/N	N/A	N/A	0.5	\$56,436
U/N	02-TFTA-602	Southeast Nebraska Affordable Housing	Lincoln	U/N	Operating Assistance	U/N	\$20,000	U/N	U/N	\$20,000	100%	\$40,000	U/N	N/A	N/A	0.7	\$71,878
U/N	02-TFTA-702	S. Omaha Afford Housing Corp	Omaha	U/N	Operating Assistance	U/N	\$20,000	U/N	U/N	\$30,205	151%	\$50,205	U/N	N/A	N/A	2.0	\$140,225
U/N	02-TFTA-703	Omaha 100, Inc.	Omaha	U/N	Operating Assistance	U/N	\$20,000	U/N	U/N	\$20,000	100%	\$40,000	U/N	N/A	N/A	0.7	\$81,314
U/N	02-TFTA-704	Family Housing Advisory Services	Omaha	U/N	Operating Assistance	U/N	\$20,000	U/N	U/N	\$20,000	100%	\$40,000	U/N	N/A	N/A	0.7	\$81,314
U/N	02-TFTA-801	Nebraska Housing Resource	Statewide	U/N	Operating Assistance	U/N	\$114,000	U/N	U/N	\$3,400	3%	\$117,400	U/N	N/A	N/A	0.6	\$71,637
U/N	02-TFTA-802	Lincoln Action Program	Lancaster and Saunders Counties	U/N	Operating Assistance	U/N	\$80,000	U/N	U/N	\$28,700	36%	\$108,700	U/N	N/A	N/A	1.2	\$150,100
U/N	02-TFTA-803	Nebraska Association of Community Housing Development Organizations	Statewide	U/N	Operating Assistance	U/N	\$129,000	U/N	U/N	\$3,400	3%	\$132,400	U/N	N/A	N/A	0.7	\$81,714
U/N	03-TFDH-501	Northeast NE Econ Devel District	Coleridge	U/N	New Construction	U/N	\$116,000	U/N	U/N	\$11,500	10%	\$127,500	0	N/A	N/A	3.1	\$259,331
U/N	03-TFDH-601	Blue Valley Community Action	Deshler	U/N	New Construction	U/N	\$197,000	U/N	U/N	\$390,000	198%	\$587,000	0	N/A	N/A	8.4	\$886
U/N	03-TFHP-204	Northeast Housing Initiative	Knox County	U/N	Regional Homeowner	U/N	\$200,000	U/N	U/N	\$16,800	8%	\$216,800	1	U/N	N/A	5.2	\$440,965
U/N	03-TFHP-303	Keith County	Keith County	U/N	Downpayment Assistance	U/N	\$56,000	U/N	U/N	\$400,000	714%	\$456,000	7	U/N	N/A	8.0	\$691,949
U/N	03-TFHP-601	Lincoln Action Program	Lancaster County	U/N	Downpayment Assistance	U/N	\$400,000	U/N	U/N	\$2,846,000	712%	\$3,246,000	0	U/N	N/A	56.6	\$7,092,044
U/N	03-TFRH-201	Village of Page	Page	U/N	New Construction	U/N	\$95,300	U/N	U/N	\$72,300	76%	\$167,600	2	U/N	U/N	2.8	\$292,067

Congress- ional District	Application Awarded	Organization Awarded	Project Location	Project Description	Project Summary	Grant Amount Requested	Amount Awarded	Amount of Cash Match	Percent of Cash Match	Amount Leveraged	Percent of Leverage	Total Project Cost	# of Units	Occupancy Rate	Expected Monthly Rent	Employment Generated	Community Investment
U/N	03-TFRH-501	City of Norfolk	Norfolk	U/N	New Construction	U/N	\$400,000	U/N	U/N	\$1,776,500	444%	\$2,176,500	24	U/N	U/N	37.2	\$3,792,871
U/N	03-TFRH-605	Southeast Nebraska Affordable Housing Council	Syracuse & Tecumseh	U/N	New Construction	U/N	\$450,000	U/N	U/N	\$1,360,480	302%	\$1,810,480	0	U/N	U/N	31.9	\$2,732,015
U/N	03-TFRH-607	MLH Nebraska Housing Corporation	Lincoln & York	U/N	New Construction	U/N	\$100,000	U/N	U/N	\$1,154,826	1155%	\$1,254,826	10	U/N	U/N	23.8	\$2,556,763
U/N	03-TFRH-902	Omaha Tribal Housing Authority	Macy	U/N	New Construction	U/N	\$307,000	U/N	U/N	\$3,034,681	988%	\$3,341,681	0	U/N	U/N	43.7	\$4,776,859
U/N	03-TFRH-1001	South Central Behavioral Services	Hastings	U/N	New Construction	U/N	\$300,000	U/N	U/N	\$1,500,000	500%	\$1,800,000	0	U/N	U/N	27.7	\$3,126,162
U/N	03-TFTA-103	Western Nebraska Housing Opportunities	Scotts Bluff County	U/N	Operating Assistance	U/N	\$40,000	U/N	U/N	\$4,000	10%	\$44,000	U/N	N/A	N/A	1.0	\$75,824
U/N	03-TFTA-502	Wayne Community Housing Development Organizations	Pender, Homer, Jackson, Hubbard, and Cuming County	U/N	Operating Assistance	U/N	\$80,000	U/N	U/N	\$4,000	5%	\$84,000	U/N	N/A	N/A	1.9	\$84,070
U/N	03-TFTA-603	Southeast Nebraska Affordable Housing	Lincoln	U/N	Operating Assistance	U/N	\$40,000	U/N	U/N	\$4,000	10%	\$44,000	U/N	N/A	N/A	1.6	\$88,016
U/N	04-TFDH-601	Lincoln Action Program	Southern Lancaster County including Hallam	U/N	Regional Homeowner	U/N	\$400,000	U/N	U/N	\$40,000	10%	\$440,000	0	N/A	N/A	7.7	\$961,337
U/N	04-TFDH-602	Blue Valley Community Action	Gage, Saline and Cass Counties	U/N	Regional Homeowner	U/N	\$400,000	U/N	U/N	\$174,000	44%	\$574,000	0	N/A	N/A	7.8	\$866,166
U/N	04-TFHO-207	CORE Development	Brunswick, Chambers, Clearwater, Elgin, Ewing, Inman, Oakdale, Orchard, Page, Royal and Neligh	U/N	Regional Homeowner	U/N	\$300,000	U/N	U/N	\$30,000	10%	\$330,000	0	U/N	N/A	4.4	\$467,188
U/N	04-TFHP-103	Western Nebraska Housing Oportunities	Scotts Bluff County	U/N	Downpayment Assistance	U/N	\$146,600	U/N	U/N	\$736,000	502%	\$882,600	0	U/N	N/A	14.2	\$1,541,372
U/N	04-TFHP-202	Northeast Housing Initiative	Knox County	U/N	Regional Homeowner	U/N	\$119,980	U/N	U/N	\$200,550	167%	\$320,530	0	U/N	N/A	7.7	\$651,949
U/N	04-TFHP-305	Southwest NE Community Betterment Corporation	Perkins, Chase, Dundy, Hitchcock and Hayes Counties	U/N	Regional Homeowner	U/N	\$170,000	U/N	U/N	\$14,490	9%	\$184,490	0	U/N	N/A	3.5	\$327,989
U/N	04-TFHP-703	City of Omaha	Omaha	U/N	New Construction	U/N	\$416,000	U/N	U/N	\$661,000	159%	\$1,077,000	0	U/N	N/A	18.3	\$2,185,148
U/N	04-TFHP-802	Neighborhoods, Inc.	Lincoln	U/N	New Construction	U/N	\$270,000	U/N	U/N	\$1,378,541	511%	\$1,648,541	0	U/N	N/A	31.3	\$3,358,974
U/N	04-TFHP-803	Neighborhoods, Inc.	Lincoln	U/N	Downpayment Assistance	U/N	\$280,000	U/N	U/N	\$1,867,741	667%	\$2,147,741	0	U/N	N/A	40.8	\$4,376,116
U/N	04-TFTA-902	ISANTI Comm. Res. Org.	Santee	U/N	Operating Assistance	U/N	\$40,000	U/N	U/N	\$16,640	42%	\$56,640	U/N	N/A	N/A	0.9	\$90,662

Congress- ional District	Application Awarded	Organization Awarded	Project Location	Project Description	Project Summary	Grant Amount Requested	Amount Awarded	Amount of Cash Match	Percent of Cash Match	Amount Leveraged	Percent of Leverage	Total Project Cost	# of Units	Occupancy Rate	Expected Monthly Rent	Employment Generated	Community Investment
U/N	04-TFTA-903	Native Council on Economic & Community Development	Walthill	U/N	Operating Assistance	U/N	\$40,000	U/N	U/N	\$69,984	175%	\$109,984	U/N	N/A	N/A	1.7	\$176,049
U/N	05-TFHP-109	High Plains Community Development Corp.	Chadron, Crawford,Harrison, Alliance, Hemingford, Gordon, Rushville and Hay Springs	U/N	Downpayment Assistance	U/N	\$120,000	U/N	U/N	\$26,800	22%	\$146,800	18	U/N	N/A	5.5	\$251,816
U/N	05-TFHO-351	Lincoln County Community Development Corp.	Brady, Hershey, Maxwell, North Platte, Sutherland, Wallace and Wellfleet	U/N	Owner-occupied Rehab	U/N	\$100,000	U/N	U/N	\$30,000	30%	\$130,000	5	U/N	N/A	2.2	\$221,363
U/N	05-TFHP-316	McCook Econ. Dev. Corp.	McCook	U/N	Purchase/Rehab/ Re-sale	U/N	\$200,000	U/N	U/N	\$93,300	47%	\$293,300	6	U/N	N/A	4.6	\$469,941
U/N	05-TFHO-318	Community Action Partnership of Mid- Nebraska	Furnas, Frontier, Red Willow counties	U/N	Owner-occupied Rehab	U/N	\$300,000	U/N	U/N	\$15,000	5%	\$315,000	18	U/N	N/A	4.9	\$504,710
U/N	05-TFHP-148	Western Nebraska Housing Opportunities	Scotts Bluff county	U/N	Purchase/Rehab/ Re-sale	U/N	\$200,000	U/N	U/N	\$116,000	58%	\$316,000	7	U/N	N/A	5.1	\$551,862
U/N	05-TFTA-101	High Plains Community Development Corp.	Western Nebraska	U/N	Operating Assistance	U/N	\$50,000	U/N	U/N	\$34,872	70%	\$84,872	0	N/A	N/A	3.2	\$145,587
U/N	05-TFHP-103	Western Nebraska Housing Opportunities	Scotts Bluff county	U/N	Downpayment Assistance	U/N	\$146,600	U/N	U/N	\$736,000	502%	\$882,600	8	U/N	N/A	14.2	\$1,541,372
U/N	05-TFHO-624	Beatrice	Beatrice	U/N	Owner-occupied Rehab	U/N	\$500,000	U/N	U/N	\$5,000	1%	\$505,000	11	U/N	N/A	7.5	\$763,300
U/N	05-TFHP-821	NeighborWorks	Lincoln	U/N	Downpayment Assistance/ Rental	U/N	\$400,000	U/N	U/N	\$1,932,000	483%	\$2,332,000	10	U/N	N/A	44.3	\$4,751,551
U/N	05-TFHP-822	NeighborWorks	Lincoln	U/N	New Construction	U/N	\$300,000	U/N	U/N	\$1,084,703	362%	\$1,384,703	18	U/N	N/A	26.3	\$2,821,392
U/N	05-TFRH-626	Southeast Affordable Housing Council	Nebraska City, Auburn	U/N	New Construction	U/N	\$350,000	U/N	U/N	\$1,917,175	548%	\$2,467,175	15	U/N	U/N	43.5	\$3,772,968
U/N	05-TFHP-611	Southeast Nebraska Community Action	Nemaha, Otoe, Richardson, Saunders counties	U/N	Downpayment Assistance/ Rental	U/N	\$350,000	U/N	U/N	\$978,400	280%	\$1,328,400	16	U/N	N/A	20.0	\$2,096,006
U/N	05-TFTA-244	Central Nebraska Economic Deveopment Inc.	Blaine, Boyd, Brown, Cherry, Custer, Garfield, Greeley, Holt, Howard, Keya Paha, Loup, Rock, Sherman, Valley, Wheeler Counties	U/N	Operating Assistance	U/N	\$120,000	U/N	U/N	\$24,372	20%	\$144,372	0	N/A	N/A	0.6	\$60,654
U/N	05-TFHP-427	Housing Deveopment Corporation	Hastings	U/N	New Construction	U/N	\$263,000	U/N	U/N	\$869,000	330%	\$1,132,000	8	U/N	N/A	17.1	\$1,966,009

Congress- ional District	Application Awarded	Organization Awarded	Project Location	Project Description	Project Summary	Grant Amount Requested	Amount Awarded	Amount of Cash Match	Percent of Cash Match	Amount Leveraged	Percent of Leverage	Total Project Cost	# of Units	Occupancy Rate	Expected Monthly Rent	Employment Generated	Community Investment
U/N	05-TFHO-417	Community Action Partnership of Mid- Nebraska	Franklin, Webster Counties	U/N	Owner-occupied Rehab	U/N	\$250,000	U/N	U/N	\$24,000	10%	\$274,000	12	U/N	N/A	4.3	\$439,018
U/N	05-TFHP-215	CORE, Inc	Antelope, Holt Counties	U/N	Downpayment Assistance	U/N	\$192,000	U/N	U/N	\$375,000	195%	\$567,000	14	U/N	N/A	7.5	\$802,714
U/N	05-TFHO-254	CORE, Inc	Antelope, Holt Counties	U/N	Owner-occupied Rehab	U/N	\$200,000	U/N	U/N	\$20,000	10%	\$220,000	9	U/N	N/A	2.9	\$311,459
U/N	05-TFRH-402	Sutton Housing Agency	Sutton	U/N	New Construction	U/N	\$337,000	U/N	U/N	\$689,900	205%	\$1,026,900	8	U/N	U/N	13.5	\$1,453,804
U/N	05-TFHO-252	Northeast Economic Development Inc.	Boone, Antelope, Holt counties	U/N	Owner-occupied Rehab	U/N	\$200,000	U/N	U/N	\$16,300	8%	\$216,300	9	U/N	N/A	2.9	\$304,377
U/N	05-TFPD-412	Housing Devleopment Corporation	Harvard	U/N	Pre-development	U/N	\$136,000	U/N	U/N	\$15,000	11%	\$151,000	0	N/A	N/A	1.9	\$219,374
U/N	05-TFDH-401	Housing Devleopment Corporation	Hall, Adams counties	U/N	Disaster Relief Rehabilitation	U/N	\$738,000	U/N	U/N	\$0	0%	\$738,000	82	N/A	N/A	12.8	\$1,332,807
U/N	05-TFHO-534	Norfolk	Norfolk	U/N	Owner-occupied Rehab	U/N	\$196,500	U/N	U/N	\$0	0%	\$196,500	9	U/N	N/A	3.3	\$342,430
U/N	05-TFHO-553	Northeast Economic Development Inc.	Burt, Cedar, Colfax, and Cuming counties	U/N	Owner-occupied Rehab	U/N	\$300,000	U/N	U/N	\$24,000	8%	\$324,000	14	U/N	N/A	4.3	\$455,932
U/N	05-TFHO-750	Omaha	OIC, Highland South neighborhoods in Omaha	U/N	Owner-occupied Rehab	U/N	\$766,800	U/N	U/N	\$125,000	16%	\$891,800	36	U/N	N/A	15.2	\$1,809,392
U/N	05-TFHP-746	Omaha	Charles Place development in Omaha	U/N	Downpayment Assistance	U/N	\$551,200	U/N	U/N	\$1,335,200	242%	\$1,886,400	12	U/N	N/A	32.1	\$3,827,357
U/N	05-TFHP-535	Wayne	Wayne	U/N	Downpayment Assistance	U/N	\$178,000	U/N	U/N	\$720,000	404%	\$898,000	8	U/N	N/A	9.0	\$1,172,025
U/N	05-TFRH-504	Wisner	Wisner	U/N	Rental	U/N	\$70,000	U/N	U/N	\$70,000	100%	\$140,000	8	U/N	U/N	1.4	\$182,721
U/N	05-TFRH-503	Progress Corporation	Oakland	U/N	Rental	U/N	\$49,500	U/N	U/N	\$49,500	100%	\$99,000	16	U/N	U/N	1.0	\$129,210
U/N	05-TFRH-751	Midwest Housing Equity Group	U/N	U/N	New Construction	U/N	\$190,000	U/N	U/N	\$3,145,000	1655%	\$3,335,000	18	U/N	U/N	56.8	\$6,766,452
U/N	05-TFHO-1001	Nebraska Housing Developers Assoc.	statewide	U/N	Owner-occupied Rehab	U/N	\$200,000	U/N	U/N	\$220,000	110%	\$420,000	22	U/N	N/A	2.1	\$246,870
U/N	06-TFHO-409	Housing Development Corporation	Adams, Clay, Hall, Nuckolls, Webster counties	U/N	Owner-occupied Rehab	U/N	\$236,000	U/N	U/N	\$44,000	19%	\$280,000	8	U/N	N/A	4.9	\$505,672
U/N	06-TFHO-502	Rebuilding Together	Omaha	U/N	Owner-occupied Rehab	U/N	\$159,000	U/N	U/N	U/N	U/N	U/N	U/N	U/N	N/A	U/N	U/N
U/N	06-TFHO-835	Lincoln Action Program	Lincoln	U/N	Owner-occupied Rehab	U/N	\$257,900	U/N	U/N	\$4,300	2%	\$262,200	9	U/N	N/A	5.0	\$534,244
U/N	06-TFHP-101	High Plains Community Development Corp.	Box Butte, Dawes, Sheridan, & Sioux Counties	U/N	Downpayment Assistance	U/N	\$100,000	U/N	U/N	\$40,000	40%	\$140,000	2	U/N	N/A	2.2	\$237,033

Congress- ional District	Application Awarded	Organization Awarded	Project Location	Project Description	Project Summary	Grant Amount Requested	Amount Awarded	Amount of Cash Match	Percent of Cash Match	Amount Leveraged	Percent of Leverage	Total Project Cost	# of Units	Occupancy Rate	Expected Monthly Rent	Employment Generated	Community Investment
U/N	06-TFHP-2107	Northeast Housing Initiative	Knox, Antelope counties	U/N	Purchase/Rehab/ Re-sale	U/N	\$150,000	U/N	U/N	\$260,000	173%	\$410,000	8	U/N	N/A	9.8	\$833,928
U/N	06-TFHP-326	McCook Economic Dev. Corp.	McCook	U/N	Purchase/Rehab/ Re-sale	U/N	\$95,400	U/N	U/N	\$0	0%	\$95,400	30	U/N	N/A	1.5	\$161,521
U/N	06-TFHP-401	Housing Development Corporation	Harvard	U/N	Purchase/ Rehab/Re-sale/ Downpayment Assistance	U/N	\$284,000	U/N	U/N	\$424,000	149%	\$708,000	13	U/N	N/A	8.9	\$1,028,588
U/N	06-TFHP-413	Ravenna	Ravenna	U/N	Downpayment Assistance	U/N	\$202,800	U/N	U/N	\$534,750	264%	\$737,550	6	U/N	N/A	11.8	\$1,253,960
U/N	06-TFHP-555	Stanton	Stanton	U/N	New Construction/ Downpayment Assistance	U/N	\$237,800	U/N	U/N	\$370,949	156%	\$608,749	3	U/N	N/A	8.1	\$856,630
U/N	06-TFHP-577	Norfolk	Norfolk	U/N	New Construction	U/N	\$400,000	U/N	U/N	\$4,563,500	1141%	\$4,963,500	35	U/N	N/A	84.8	\$8,649,628
U/N	06-TFHP-579	Pender Economic Development	Pender	U/N	New Construction/ Downpayment Assistance	U/N	\$115,400	U/N	U/N	\$83,600	72%	\$199,000	2	U/N	N/A	3.1	\$318,535
U/N	06-TFHP-581	Northeast Economic Development	Burt, Cedar, Colfax, Cuming, Dakota, Dixon, Dodge, Douglas, Madison, Pierce, Platte, Stanton, Thurston, Washington, Wayne counties	U/N	Downpayment Assistance	U/N	\$365,700	U/N	U/N	\$45,300	12%	\$411,000	17	U/N	N/A	5.5	\$578,358
U/N	06-TFHP-631	York Housing Authority	York	U/N	Downpayment Assistance	U/N	\$342,000	U/N	U/N	\$1,000,000	292%	\$1,342,000	8	U/N	N/A	25.5	\$2,734,384
U/N	06-TFHP-643	Thayer County	Thayer County	U/N	Downpayment Assistance	U/N	\$250,000	U/N	U/N	\$512,000	205%	\$762,000	8	U/N	N/A	3.2	\$366,305
U/N	06-TFHP-759	Omaha	Omaha	U/N	New Construction/ Downpayment Assistance	U/N	\$800,000	U/N	U/N	\$2,090,000	261%	\$2,890,000	18	U/N	N/A	49.2	\$5,863,582
U/N	06-TFHR-801	Lincoln	Lincoln	U/N	Owner-occupied Rehab	U/N	\$250,000	U/N	U/N	\$32,500	13%	\$282,500	33	N/A	N/A	5.4	\$575,606
U/N	06-TFHP-832	Neighborhoods, Inc.	Lincoln	U/N	Purchase/ Rehab/Re-sale/ Downpayment Assistance	U/N	\$320,000	U/N	U/N	\$965,500	302%	\$1,285,500	11	U/N	N/A	24.4	\$2,619,262
U/N	06-TFHP-834	Lincoln Action Program	Clinton neighborhood in Lincoln	U/N	Purchase/Rehab/ Re-sale	U/N	\$398,600	U/N	U/N	\$423,400	106%	\$822,000	7	U/N	N/A	15.6	\$1,674,860
U/N	06-TFDR-617	Blue Valley Community Action	Hebron	U/N	Disaster Recovery	U/N	\$194,700	U/N	U/N	\$5,500	3%	\$200,200	8	N/A	N/A	0.9	\$96,239
U/N	06-TFDR-618	Blue Valley Community Action	Beatrice	U/N	Disaster Recovery	U/N	\$404,400	U/N	U/N	\$6,500	2%	\$410,900	16	N/A	N/A	6.1	\$621,069

Congress- ional District	Application Awarded	Organization Awarded	Project Location	Project Description	Project Summary	Grant Amount Requested	Amount Awarded	Amount of Cash Match	Percent of Cash Match	Amount Leveraged	Percent of Leverage	Total Project Cost	# of Units	Occupancy Rate	Expected Monthly Rent	Employment Generated	Community Investment
U/N	06-TFDR-701	Midwest Housing Dev. Fund, Inc.	Omaha	U/N	Disaster Recovery	U/N	\$230,745	U/N	U/N	\$9,755	4%	\$240,500	18	N/A	N/A	4.1	\$487,956
U/N	06-TFDR-833	Lincoln Action Program	Lincoln	U/N	Disaster Recovery	U/N	\$516,471	U/N	U/N	-\$305,471	-59%	\$211,000	8	N/A	N/A	4.0	\$429,921
U/N	06-TFRH-101	Cirrus House, Inc.	Scottsbluff	U/N	New Construction	U/N	\$72,725	U/N	U/N	\$1,011,803	1391%	\$1,084,528	8	U/N	U/N	17.4	\$1,894,019
U/N	06-TFRH-5112	Douglas County Housing Authority	Valley	U/N	New Construction	U/N	\$600,000	U/N	U/N	\$1,661,882	277%	\$2,261,882	12	U/N	U/N	38.5	\$4,589,180
U/N	06-TFRH-701	New Community Development Corp.	Omaha	U/N	New Construction	U/N	\$300,000	U/N	U/N	\$8,221,632	2741%	\$8,521,632	51	U/N	U/N	145.0	\$17,289,720
U/N	06-TFRH-9103	Southeast NE Affordable Housing Council	Crete	U/N	New Construction	U/N	\$432,551	U/N	U/N	\$2,756,134	637%	\$3,188,685	24	U/N	U/N	43.3	\$4,811,726
U/N	06-TFDR-9102	Gordon Housing Authority	Gordon	U/N	Regional Homeowner	U/N	\$150,000	U/N	U/N	\$0	0%	\$150,000	5	N/A	N/A	2.4	\$253,963
U/N	06-TFRH-1093	Panhandle Community Services	Sidney	U/N	New Construction	U/N	\$100,000	U/N	U/N	\$620,100	620%	\$720,100	6	U/N	U/N	11.5	\$1,219,194
U/N	06-TFTA-9101	NE Housing Developers Association	Statewide	U/N	Operating Assistance	U/N	\$20,000	U/N	U/N	\$52,000	260%	\$72,000	U/N	N/A	N/A	1.2	\$121,902
U/N	06-TFTA-1001	NE Housing Developers Association	Statewide	U/N	Operating Assistance	U/N	\$80,000	U/N	U/N	\$18,723	23%	\$98,723	0	N/A	N/A	0.3	\$34,517
U/N	06-TFTA-157	Panhandle Community Services	Banner, Cheyenne, Deuel, Garden, Kimball, Morrill, Scotts Bluff counties	U/N	Operating Assistance	U/N	\$40,000	U/N	U/N	\$48,500	121%	\$88,500	0	N/A	N/A	1.4	\$154,556
U/N	06-TFTA-192	High Plains Community Development Corp.	Box Butte, Dawes, Sheridan, Sioux counties	U/N	Operating Assistance	U/N	\$50,000	U/N	U/N	\$52,659	105%	\$102,659	0	N/A	N/A	3.8	\$176,098
U/N	06-TFTA-307	Community Action Partnership of Mid- Nebraska	Frontier, Furnas, Gosper counties	U/N	Operating Assistance	U/N	\$20,000	U/N	U/N	\$20,000	100%	\$40,000	0	N/A	N/A	0.2	\$16,023
U/N	06-TFTA-323	McCook Economic Dev. Corp.	McCook	U/N	Operating Assistance	U/N	\$64,000	U/N	U/N	\$90,000	141%	\$154,000	0	N/A	N/A	2.4	\$246,747
U/N	06-TFTA-364	Keith County Housing Dev. Corp.	Keith County	U/N	Operating Assistance	U/N	\$80,000	U/N	U/N	\$1,250	2%	\$81,250	0	N/A	N/A	0.7	\$62,901
U/N	06-TFTA-374	Lincoln County Community Development Corp.	Lincoln county	U/N	Operating Assistance	U/N	\$80,000	U/N	U/N	\$22,500	28%	\$102,500	0	N/A	N/A	1.1	\$106,425
U/N	06-TFTA-406	Community Action Partnership of Mid- Nebraska	Adams, Buffalo, Clay, Franklin, Harlan, Kearney, Nuckolls, Phelps, Webster counties	U/N	Operating Assistance	U/N	\$60,000	U/N	U/N	\$0	0%	\$60,000	0	N/A	N/A	0.5	\$54,179
U/N	06-TFTA-528	Wayne Community Housing Dev. Corp.	Wayne, Cuming, Thurston counties	U/N	Operating Assistance	U/N	\$120,000	U/N	U/N	\$31,000	26%	\$151,000	0	N/A	N/A	0.7	\$92,666

Congress- ional District	Application Awarded	Organization Awarded	Project Location	Project Description	Project Summary	Grant Amount Requested	Amount Awarded	Amount of Cash Match	Percent of Cash Match	Amount Leveraged	Percent of Leverage	Total Project Cost	# of Units	Occupancy Rate	Expected Monthly Rent	Employment Generated	Community Investment
U/N	06-TFTA-705	GESU Housing	Clifton Hills in Omaha	U/N	Operating Assistance	U/N	\$80,000	U/N	U/N	\$86,000	108%	\$166,000	0	N/A	N/A	2.1	\$255,644
U/N	06-TFTA-721	Midwest Housing Dev. Fund, Inc.	Omaha	U/N	Operating Assistance	U/N	\$120,000	U/N	U/N	\$161,800	135%	\$281,800	0	N/A	N/A	3.4	\$409,436
U/N	06-TFTA-744	Builder Foundation	Omaha	U/N	Operating Assistance	U/N	\$40,000	U/N	U/N	\$37,000	93%	\$77,000	0	N/A	N/A	1.3	\$156,227
U/N	06-TFTA-9100	Omaha	Omaha	U/N	Operating Assistance	U/N	\$31,800	U/N	U/N	\$30,000	94%	\$61,800	0	N/A	N/A	1.1	\$125,387
U/N	06-TFTA-950	Nebraska Housing Developers Association	Statewide	U/N	Operating Assistance	U/N	\$10,600	U/N	U/N	\$10,600	100%	\$21,200	0	N/A	N/A	0.1	\$12,461
U/N	06-TFTA-952	Nebraska Housing Developers Association	Statewide	U/N	Operating Assistance	U/N	\$48,400	U/N	U/N	\$63,600	131%	\$112,000	0	N/A	N/A	0.6	\$65,832
U/N	06-TFTA-994	High Plains Community Development Corp.	Western Nebraska	U/N	Operating Assistance	U/N	\$20,000	U/N	U/N	\$0	0%	\$20,000	0	N/A	N/A	0.8	\$34,307
U/N	06-TFTA-9104	Northeast Economic Development	Platte Center	U/N	Operating Assistance	U/N	\$3,200	U/N	U/N	\$0	0%	\$3,200	0	N/A	N/A	0.7	\$74,722
U/N	06-TFHP-998	Omaha	Omaha	U/N	Operating Assistance	U/N	\$249,100	U/N	U/N	\$0	0%	\$249,100	0	U/N	N/A	1.1	\$125,387
U/N	07-TFTA-1013	High Plains Community Development Corp.	Chadron	U/N	Technical Assistance	U/N	\$60,000	U/N	U/N	\$68,400	114%	\$128,400	0	N/A	N/A	4.8	\$220,253
U/N	07-TFTA-9074	Nebraska Housing Developers Assoc. (NHDA)	Statewide	U/N	Technical Assistance	U/N	\$22,000	U/N	U/N	\$0	0%	\$22,000	0	N/A	N/A	0.1	\$12,931
U/N	07-TFTA-5096	ISANTI	Santee	U/N	Technical Assistance	U/N	\$120,000	U/N	U/N	\$0	0%	\$120,000	0	N/A	N/A	1.9	\$192,081
U/N	07-TFHP-1014	High Plains Community Development Corp.	Dawes, Sheridan, Box Butte and Sheridan Counties	U/N	Downpayment Assistance	U/N	\$101,760	U/N	U/N	\$25,600	25%	\$127,360	8	U/N	N/A	4.7	\$218,469
U/N	07-TFHP-1025	Western Nebraska Housing Opportunities (WNHO)	Scotts Bluff County	U/N	Downpayment Assistance	U/N	\$242,900	U/N	U/N	\$896,500	369%	\$1,139,400	38	U/N	N/A	18.4	\$1,989,847
U/N	07-TFHP-2031	Central Nebraska Econ. Dev. District (CNEDD), Inc.	O'Neill	U/N	New Construction	U/N	\$420,200	U/N	U/N	\$1,309,800	312%	\$1,730,000	8	U/N	N/A	23.6	\$2,384,805
U/N	07-TFHP-2033	Central Nebraska Econ. Dev. District (CNEDD), Inc.	17 counties in north- central Nebraska	U/N	Downpayment Assistance	U/N	\$150,000	U/N	U/N	\$26,050	17%	\$176,050	7	U/N	N/A	2.4	\$242,685
U/N	07-TFHP-3022	Keith County	Keith County	U/N	Downpayment Assistance	U/N	\$106,000	U/N	U/N	\$1,150,000	1085%	\$1,256,000	19	U/N	N/A	21.3	\$1,915,240
U/N	07-TFHO-3054	Southwest NE Community Betterment Corporation	Perkins County	U/N	Owner-occupied Rehab	U/N	\$200,000	U/N	U/N	\$14,400	7%	\$214,400	9	U/N	N/A	4.1	\$380,452

Congress- ional District	Application Awarded	Organization Awarded	Project Location	Project Description	Project Summary	Grant Amount Requested	Amount Awarded	Amount of Cash Match	Percent of Cash Match	Amount Leveraged	Percent of Leverage	Total Project Cost	# of Units	Occupancy Rate	Expected Monthly Rent	Employment Generated	Community Investment
U/N	07-TFHP-3055	Southwest NE Community Betterment Corporation	Chase, Dundy, Hitchcock & Perkins counties	U/N	Downpayment Assistance	U/N	\$200,000	U/N	U/N	\$14,000	7%	\$214,000	20	U/N	N/A	4.1	\$380,452
U/N	07-TFHP-4069	Housing Dev. Corp.	Hastings	U/N	New Construction	U/N	\$258,100	U/N	U/N	\$701,000	272%	\$959,100	6	U/N	N/A	16.8	\$1,732,107
U/N	07-TFHP-4071	Housing Dev. Corp.	Grand Island	U/N	Purchase/Rehab/ Re-sale	U/N	\$295,000	U/N	U/N	\$645,000	219%	\$940,000	10	U/N	N/A	16.5	\$1,697,613
U/N	07-TFHP-5019	Northeast Economic Development Inc.	15 Counties in NE Nebraska	U/N	Downpayment Assistance	U/N	\$400,000	U/N	U/N	\$189,000	47%	\$589,000	12	U/N	N/A	7.8	\$830,401
U/N	07-TFHP-5044	City of Wayne	Wayne	U/N	Downpayment Assistance	U/N	\$387,416	U/N	U/N	\$2,340,525	604%	\$2,727,941	17	U/N	N/A	27.3	\$3,560,373
U/N	07-TFHO-7087	Omaha	Omaha	U/N	Owner-occupied Rehab	U/N	\$300,000	U/N	U/N	\$104,400	35%	\$404,400	12	U/N	N/A	7.2	\$820,494
U/N	07-TFHP-6008	Thayer County	Thayer County	U/N	Downpayment Assistance	U/N	\$175,000	U/N	U/N	\$360,000	206%	\$535,000	6	U/N	N/A	2.2	\$257,183
U/N	07-TFHP-6057	Midwest Housing Initiatives, Inc	Seward	U/N	New Construction	U/N	\$478,800	U/N	U/N	\$1,210,000	253%	\$1,688,800	10	U/N	N/A	22.9	\$2,555,802
U/N	07-TFHO-8037	Neighborworks	Lincoln	U/N	Owner-occupied Rehab	U/N	\$258,500	U/N	U/N	\$4,300	2%	\$262,800	9	U/N	N/A	5.0	\$535,466
U/N	07-TFHP-8038	Neighborworks Lincoln	Lincoln	U/N	Purchase/Rehab/ Re-sale	U/N	\$373,400	U/N	U/N	\$533,100	143%	\$906,500	7	U/N	N/A	17.2	\$1,847,032
U/N	07-TFHP-8039	Neighborworks Lincoln	Lincoln	U/N	Purchase/Rehab/ Re-sale	U/N	\$266,300	U/N	U/N	\$228,300	86%	\$494,600	4	U/N	N/A	9.4	\$1,007,769
U/N	07-TFHP-8084	Neighborworks Lincoln	Lincoln	U/N	Downpayment Assistance	U/N	\$300,000	U/N	U/N	\$1,000,000	333%	\$1,300,000	10	U/N	N/A	24.7	\$2,648,806
U/N	07-TFHP-7088	Omaha	Omaha	U/N	Downpayment Assistance	U/N	\$800,000	U/N	U/N	\$2,855,000	357%	\$3,655,000	20	U/N	N/A	65.1	\$7,416,093
U/N	07-TFHP-5051	Neighborworks Northeast Nebraska	Colfax and Platte counties	U/N	Purchase/Rehab/ Re-sale	U/N	\$300,000	U/N	U/N	\$150,000	50%	\$450,000	10	U/N	N/A	6.0	\$633,239
U/N	07-TFDH-2078	Central Nebraska Econ. Dev. District (CNEDD), Inc.	Central NE	U/N	Disaster Relief Rehabilitation	U/N	\$240,000	U/N	U/N	\$0	0%	\$240,000	5	N/A	N/A	3.3	\$330,840
U/N	07-TFDH-3077	WCommunity Development	Western Nebraska	U/N	Disaster Relief Rehabilitation	U/N	\$240,000	U/N	U/N	\$0	0%	\$240,000	5	N/A	N/A	9.6	\$411,684
U/N	07-TFDH-4081	Community Action Partnership of Mid- Nebraska	Central NE	U/N	Disaster Relief Rehabilitation	U/N	\$120,000	U/N	U/N	\$0	0%	\$120,000	5	N/A	N/A	1.6	\$165,420
U/N	07-TFDH-5079	Northeast Economic Development Inc.	NE Nebraksa	U/N	Disaster Relief Rehabilitation	U/N	\$240,000	U/N	U/N	\$0	0%	\$240,000	5	N/A	N/A	3.2	\$337,727
U/N	07-TFDH-6080	Blue Valley Community Action	Southeast NE	U/N	Disaster Relief Rehabilitation	U/N	\$240,000	U/N	U/N	\$0	0%	\$240,000	5	N/A	N/A	3.6	\$362,756
U/N	07-TFRH-4061	MIDWEST HOUSING DEVELOPMENT FUND, INC	Grand Island	U/N	New Construction	U/N	\$397,000	U/N	U/N	\$4,865,807	1226%	\$5,262,807	20	U/N	U/N	91.3	\$9,504,480

Congress- ional District	Application Awarded	Organization Awarded	Project Location	Project Description	Project Summary	Grant Amount Requested	Amount Awarded	Amount of Cash Match	Percent of Cash Match	Amount Leveraged	Percent of Leverage	Total Project Cost	# of Units	Occupancy Rate	Expected Monthly Rent	Employment Generated	Community Investment
U/N	07-TFRH-6072	PAWNEE CITY COMMUNITY FOUNDATION	Pawnee City, Auburn	U/N	New Construction	U/N	\$368,388	U/N	U/N	\$1,129,420	307%	\$1,497,808	8	U/N	U/N	4.7	\$530,906
U/N	07-TFDR-6082	Blue Valley Community Action	Crete	U/N	Rental/Rehab	U/N	\$358,400	U/N	U/N	\$0	0%	\$358,400	16	N/A	N/A	5.3	\$541,716
U/N	07-TFDR-3050	LINCOLN COUNTY Community Development Corp.	Hershey & Wallace	U/N	Rental/Rehab	U/N	\$165,000	U/N	U/N	\$0	0%	\$165,000	7	N/A	N/A	2.9	\$280,962
U/N	07-TFRH-5091	Ho Chunk	Winnebago	U/N	New Construction	U/N	\$544,700	U/N	U/N	\$2,610,900	479%	\$3,155,600	20	U/N	U/N	17.1	\$1,722,860
U/N	07-TFRH-6074	Blue Valley Community Action	Osceola	U/N	Rental/Rehab	U/N	\$18,000	U/N	U/N	\$30,000	167%	\$48,000	8	U/N	U/N	0.7	\$72,551
U/N	07-TFRH-6075	Blue Valley Community Action	Rising City	U/N	Rental/Rehab	U/N	\$12,000	U/N	U/N	\$43,000	358%	\$55,000	4	U/N	U/N	0.8	\$83,132
U/N	07-TFHP-1093	High Plains Community Development Corp.	Box Butte, Dawes, Sheridan counties	U/N	Downpayment Assistance	U/N	\$100,000	U/N	U/N	\$38,400	38%	\$138,400	23	U/N	N/A	5.1	\$237,407
U/N	07-TFRHHP-3016	Dawson County	Dawson County	U/N	New Construction	U/N	\$523,329	U/N	U/N	\$2,589,469	495%	\$3,112,798	18	U/N	U/N	54.8	\$5,300,472
U/N	07-TFRH-7100	MHDF - Gretna CROWN	Gretna	U/N	New Construction	U/N	\$625,000	U/N	U/N	\$2,344,438	375%	\$2,969,438	15	U/N	U/N	50.0	\$6,024,751
U/N	07-TFRH-8102	Centerpointe	Lincoln	U/N	New Construction	U/N	\$100,000	U/N	U/N	\$1,223,100	1223%	\$1,323,100	10	U/N	U/N	25.1	\$2,695,874
U/N	07-TFRH-7101	Omaha - Open Door Mission	Omaha	U/N	New Construction	U/N	\$450,000	U/N	U/N	\$11,838,040	2631%	\$12,288,040	82	U/N	U/N	218.7	\$24,931,399
U/N	08-TFHP-4050	Housing Dev. Corp.	Adams, Cherry, Nuckolls, Webster & Hall Counties	U/N	Downpayment Assistance	U/N	\$388,050	U/N	U/N	\$20,000	5%	\$408,050	10	U/N	N/A	7.1	\$736,927
U/N	08-TFHP-6015	Southeast Nebraska Community Action	Cass, Johnson, Nemaha, Otoe, Pawnee & Richardson Counties	U/N	Downpayment Assistance	U/N	\$311,300	U/N	U/N	\$715,800	230%	\$1,027,100	15	U/N	N/A	17.9	\$1,854,914
U/N	08-TFHP-8034	Nebraska Housing Resource	Lincoln	U/N	Downpayment Assistance	U/N	\$318,000	U/N	U/N	\$2,500,000	786%	\$2,818,000	15	U/N	N/A	53.5	\$5,741,796
U/N	08-TFHP-8036	Neighborworks Lincoln	Lincoln	U/N	Downpayment Assistance	U/N	\$400,000	U/N	U/N	\$1,740,000	435%	\$2,140,000	17	U/N	N/A	40.7	\$4,360,342
U/N	08-TFHP-8039	Neighborworks Lincoln	Lincoln	U/N	Purchase/Rehab/ Re-sale	U/N	\$400,000	U/N	U/N	\$694,200	174%	\$1,094,200	3	U/N	N/A	20.8	\$2,229,479
U/N	08-TFHP-8040	Neighborworks Lincoln	Lincoln	U/N	Purchase/Rehab/ Re-sale	U/N	\$380,500	U/N	U/N	\$1,474,900	388%	\$1,855,400	6	U/N	N/A	35.3	\$3,780,457
U/N	08-TFHP-3013	Community Action Partnership of Mid- Nebraska	Frontier, Furnas, Gosper & Red Willow Counties (excluding McCook)	U/N	Downpayment Assistance	U/N	\$260,000	U/N	U/N	\$410,000	158%	\$670,000	8	U/N	N/A	8.9	\$923,595
U/N	08-TFHO-6078	Southeast Nebraska Community Action	Johnson, Nemaha, Pawnee & Richardson Counties	U/N	Owner-occupied Rehab	U/N	\$400,000	U/N	U/N	\$40,000	10%	\$440,000	14	U/N	N/A	7.7	\$794,628

Congress- ional District	Application Awarded	Organization Awarded	Project Location	Project Description	Project Summary	Grant Amount Requested	Amount Awarded	Amount of Cash Match	Percent of Cash Match	Amount Leveraged	Percent of Leverage	Total Project Cost	# of Units	Occupancy Rate	Expected Monthly Rent	Employment Generated	Community Investment
U/N	08-TFRH-6057	Mosaic	Beatrice	U/N	New Construction	U/N	\$100,000	U/N	U/N	\$1,230,600	1231%	\$1,330,600	10	U/N	U/N	19.8	\$2,011,181
U/N	08-TFRH-4082	St. Paul Housing Authority	St. Paul	U/N	Rental/Rehab	U/N	\$100,000	U/N	U/N	\$0	0%	\$100,000	8	U/N	U/N	1.4	\$141,948
U/N	08-TFRH-1020	Western Nebraska Housing Opportunities (WNHO)	City of Scottsbluff	U/N	Rental/Rehab	U/N	\$998,915	U/N	U/N	\$335,000	34%	\$1,333,915	14	U/N	U/N	21.5	\$2,329,548
U/N	08-TFRH-1084	Elmwood Village LP	City of Scottsbluff	U/N	Disaster Recovery	U/N	\$215,000	U/N	U/N	\$35,000	16%	\$250,000	30	U/N	U/N	4.0	\$486,600
U/N	08-TFRH-4092	Holdrege Housing Partners	Holdrege	U/N	Rental/Rehab	U/N	\$369,362	U/N	U/N	\$13,500	4%	\$382,862	32	U/N	U/N	7.6	\$705,532
U/N	08-TFRH-3091	Cozad Housing Partners	Cozad	U/N	Rental/Rehab	U/N	\$410,117	U/N	U/N	\$15,894	4%	\$426,011	32	U/N	U/N	7.5	\$725,412
U/N	08-TFRH-4085	Aurora Housing Partners	Aurora	U/N	Rental/Rehab	U/N	\$202,943	U/N	U/N	\$9,900	5%	\$212,843	18	U/N	U/N	3.7	\$362,429
U/N	08-TFHP-3047	Lincoln County Community Dev. Corp.	North Platte	U/N	Purchase/Rehab/ Re-sale	U/N	\$140,000	U/N	U/N	\$0	0%	\$140,000	3	U/N	N/A	1.5	\$145,361
U/N	08-TFHP-5012	Neighborworks Northeast	Schuyler	U/N	New Construction/ Downpayment Assistance	U/N	\$220,000	U/N	U/N	\$112,000	51%	\$332,000	2	U/N	N/A	4.4	\$467,190
U/N	08-TFHP-5044	Northeast Economic Development	Wisner & Norfolk	U/N	New Construction/ Downpayment Assistance	U/N	\$400,000	U/N	U/N	\$582,000	146%	\$982,000	5	U/N	N/A	9.8	\$1,281,657
U/N	08-TFRH-6081	Blue Valley Behavioral Health Center	Beatrice	U/N	New Construction/ Rental	U/N	\$304,392	U/N	U/N	\$736,223	242%	\$1,040,615	3	U/N	U/N	15.4	\$1,572,873
U/N	08-TFHO-6099	Blue Valley Community Action	Gage, Jefferson, Saline & Thayer Co.	U/N	Owner-occupied Rehab	U/N	\$378,000	U/N	U/N	\$30,000	8%	\$408,000	14	U/N	N/A	6.1	\$616,686
U/N	08-TFRH-5098	Housing Authority of Wisner	Wisner	U/N	Rental/Rehab	U/N	\$46,050	U/N	U/N	\$0	0%	\$46,050	2	U/N	U/N	0.5	\$60,103
U/N	08-TFHO-1100	Nebraska Housing Developers Assoc. (NHDA)	Statewide	U/N	Owner-occupied Rehab	U/N	\$200,000	U/N	U/N	\$25,000	13%	\$225,000	7	U/N	N/A	3.6	\$430,969
U/N	07-TFRH-1105	Community Action Partnership of Western NE	Hemingford	U/N	Rental/Rehab	U/N	\$20,000	U/N	U/N	\$128,700	644%	\$148,700	16	U/N	U/N	2.7	\$280,802
U/N	08-TFRH-5095	Lyon's Apartments	Lyons	U/N	Rental/Rehab	U/N	\$80,000	U/N	U/N	\$138,352	173%	\$218,352	12	U/N	U/N	2.6	\$295,096
U/N	08-TFRH-7110	City of Omaha	Omaha	U/N	Rental/Rehab	U/N	\$330,000	U/N	U/N	\$485,400	147%	\$815,400	24	U/N	U/N	14.5	\$1,654,379
U/N	08-TFHP-7103	City of Omaha	Omaha	U/N	Downpayment Assistance	U/N	\$330,000	U/N	U/N	\$530,000	161%	\$860,000	8	U/N	N/A	15.3	\$1,744,869
U/N	08-TFHP-5097	Northeast Economic Development Inc.	Norfolk	U/N	Downpayment Assistance	U/N	\$200,000	U/N	U/N	\$0	0%	\$200,000	8	U/N	N/A	3.4	\$348,529

Congress- ional District	Application Awarded	Organization Awarded	Project Location	Project Description	Project Summary	Grant Amount Requested	Amount Awarded	Amount of Cash Match	Percent of Cash Match	Amount Leveraged	Percent of Leverage	Total Project Cost	# of Units	Occupancy Rate	Expected Monthly Rent	Employment Generated	Community Investment
U/N	08-TFHO-1093	PADD	Chradron, Crawford, & Hemingford	U/N	Owner-occupied Rehab	U/N	\$100,000	U/N	U/N	\$0	0%	\$100,000	5	U/N	N/A	3.7	\$171,537
U/N	08-TFHP-1112	Western Nebraska Housing Opportunities (WNHO)	Scotts Bluff County	U/N	Purchase/Rehab/ Re-sale	U/N	\$100,000	U/N	U/N	\$297,500	298%	\$397,500	4	U/N	N/A	6.4	\$694,194
U/N	08-TFTA-5111	Native Council	Thurston County & Omaha Indian Reservation	U/N	Technical Assistance	U/N	\$40,000	U/N	U/N	\$4,000	10%	\$44,000	0	N/A	N/A	0.2	\$24,023
U/N	09-TFTA-8019	Neighborworks Lincoln	City of Lincoln & Lancaster County	U/N	Technical Assistance	U/N	\$40,000	U/N	U/N	\$0	0%	\$40,000	0	N/A	N/A	0.8	\$81,502
U/N	09-TFTA-2031	Central Nebraska Econ. Dev. District (CNEDD), Inc.	Blaine, Boyd, Brown, Cherry, Custer, Garfield, Greeley, Hamilton, Holt, Howard, Keya Paha, Loup, Merrick, Rock, Sherman, Valley, & Wheeler Counties	U/N	Technical Assistance	U/N	\$40,000	U/N	U/N	\$6,000	15%	\$46,000	0	N/A	N/A	0.8	\$63,411
U/N	09-TFTA-1016	High Plains Community Development Corp.	Dawes, Sheridan, Box Butte & Sioux Counties	U/N	Technical Assistance	U/N	\$30,000	U/N	U/N	\$15,080	50%	\$45,080	0	N/A	N/A	1.0	\$77,329
U/N	09-TFHP-2037	Loup City	Loup City	U/N	New Construction/ Downpayment Assistance	U/N	\$390,000	U/N	U/N	\$975,870	250%	\$1,365,870	3	U/N	N/A	19.2	\$1,889,726
U/N	09-TFTA-3024	Lincoln County Community Dev. Corp.	Lincoln County: Brady, Hershey, Maxwell, North Platte, Sutherland, Wallace, Wellfleet	U/N	Technical Assistance	U/N	\$30,000	U/N	U/N	\$26,000	87%	\$56,000	0	N/A	N/A	1.0	\$95,357
U/N	09-TFTA-5056	Ho-Chunk Community Development Corp.	Winnebago Reservation	U/N	Technical Assistance	U/N	\$40,000	U/N	U/N	\$4,002	10%	\$44,002	0	N/A	N/A	0.2	\$24,023
U/N	08-TFHP-7102	Omaha	Omaha	U/N	New Construction/ Downpayment Assistance	U/N	\$224,629	U/N	U/N	\$1,187,000	528%	\$1,411,629	12	U/N	N/A	25.1	\$2,864,078
U/N	09-TFHP-2012	Boone County	Boone County	U/N	Purchase/Rehab/ Re-sale	U/N	\$320,900	U/N	U/N	\$5,000	2%	\$325,900	5	U/N	N/A	4.4	\$458,606
U/N	09-TFHP-1015	High Plains Community Development Corp	Dawes, Sioux, Box Butte and Sheridan Counties	U/N	Downpayment Assistance	U/N	\$200,000	U/N	U/N	\$38,600	19%	\$238,600	20	U/N	N/A	4.8	\$409,288
U/N	09-TFHP-3023	Lincoln County Community Dev. Corp.	Lincoln County	U/N	Downpayment Assistance	U/N	\$190,000	U/N	U/N	\$10,000	5%	\$200,000	16	U/N	N/A	2.1	\$207,659
U/N	09-TFHP-3030	McCook Econ. Dev. Corp.	McCook	U/N	Downpayment Assistance	U/N	\$190,000	U/N	U/N	\$0	0%	\$190,000	26	U/N	N/A	3.0	\$304,428

Congress- ional District	Application Awarded	Organization Awarded	Project Location	Project Description	Project Summary	Grant Amount Requested	Amount Awarded	Amount of Cash Match	Percent of Cash Match	Amount Leveraged	Percent of Leverage	Total Project Cost	# of Units	Occupancy Rate	Expected Monthly Rent	Employment Generated	Community Investment
U/N	09-TFHP-1010	Western Nebraska Housing Opportunities (WNHO)	Scotts Bluff County	U/N	Downpayment Assistance/ Rehab	U/N	\$305,000	U/N	U/N	\$3,880,000	1272%	\$4,185,000	75	U/N	N/A	67.5	\$7,308,680
U/N	09-TFHP-5002	Neighborworks Northeast	Colfax, Cuming, Madison, Pierce, Platte, Stanton and Wayne Counties	U/N	Purchase/Rehab/ Re-sale	U/N	\$643,500	U/N	U/N	\$1,222,500	190%	\$1,866,000	15	U/N	N/A	24.8	\$2,625,831
U/N	09-TFHP-5018	Norfolk Area Habitat for Humanity	Norfolk	U/N	New Construction/ Downpayment Assistance	U/N	\$308,000	U/N	U/N	\$196,000	64%	\$504,000	3	U/N	N/A	8.6	\$878,293
U/N	09-TFHP-6001	Seward	Seward	U/N	Downpayment Assistance	U/N	\$338,000	U/N	U/N	\$1,120,000	331%	\$1,458,000	20	U/N	N/A	19.8	\$2,206,513
U/N	09-TFHP-6005	York County	York County	U/N	Downpayment Assistance/ Rehab	U/N	\$329,900	U/N	U/N	\$840,000	255%	\$1,169,900	14	U/N	N/A	22.2	\$2,383,723
U/N	09-TFHP-6003	Blue Valley Community Action	Gage, Butler, Fillmore, Jefferson, Polk, York, Saline & Thayer Co.	U/N	Downpayment Assistance/ Rehab	U/N	\$400,000	U/N	U/N	\$1,464,500	366%	\$1,864,500	28	U/N	N/A	27.9	\$2,818,164
U/N	09-TFHP-8020	Neighborworks Lincoln	Lincoln	U/N	Downpayment Assistance	U/N	\$400,000	U/N	U/N	\$1,750,000	438%	\$2,150,000	17	U/N	N/A	40.9	\$4,380,717
U/N	09-TFHP-6035	Thayer County	Thayer County	U/N	Downpayment Assistance/ Rehab	U/N	\$288,000	U/N	U/N	\$600,000	208%	\$888,000	10	U/N	N/A	3.7	\$426,876
U/N	08-TFHO-6114	Southeast Nebraska Affordable Housing Council	Otoe, Saunders, Butler and Polk counties	U/N	Owner-occupied Rehab	U/N	\$400,000	U/N	U/N	\$0	0%	\$400,000	14	U/N	N/A	6.0	\$631,137
U/N	09-TFHP-5025	South Sioux City Habitat	South Sioux City	U/N	New Construction/ Downpayment Assistance	U/N	\$264,900	U/N	U/N	\$50,000	19%	\$314,900	3	U/N	N/A	4.2	\$442,562
U/N	09-TFHP-4036	Santee Sioux Tribal Housing Authority	Santee	U/N	New Construction/ Downpayment Assistance	U/N	\$290,477	U/N	U/N	\$864,523	298%	\$1,155,000	10	U/N	N/A	18.3	\$1,848,780
U/N	08-TFHO-3120	Southwest Nebraska Community Betterment Corp.	Perkins County	U/N	Owner-occupied Rehab	U/N	\$100,000	U/N	U/N	\$7,350	7%	\$107,350	3	U/N	N/A	2.1	\$190,492
U/N	07-TFHP-7029	Omaha	Omaha	U/N	Downpayment Assistance	U/N	\$400,000	U/N	U/N	\$26,000	7%	\$426,000	90	U/N	N/A	7.6	\$864,319
U/N	09-TFRH-7069	Omaha	Omaha	U/N	New Construction/ Rehab/Re-sale	U/N	\$360,000	U/N	U/N	\$5,231,947	1453%	\$5,591,947	28	U/N	U/N	99.8	\$11,345,601
U/N	09-TFHP-7068	Omaha	Omaha	U/N	New Construction	U/N	\$1,030,000	U/N	U/N	\$2,470,000	240%	\$3,500,000	16	U/N	N/A	62.5	\$7,101,212

Congress- ional District	Application Awarded	Organization Awarded	Project Location	Project Description	Project Summary	Grant Amount Requested	Amount Awarded	Amount of Cash Match	Percent of Cash Match	Amount Leveraged	Percent of Leverage	Total Project Cost	# of Units	Occupancy Rate	Expected Monthly Rent	Employment Generated	Community Investment
U/N	05-TFPD-314	Lincoln County Community Dev. Corp.	Lincoln County & North Platte	U/N	New Construction/ Downpayment Assistance	U/N	\$1,700,000	U/N	U/N	\$10,240,000	602%	\$11,940,000	74	N/A	N/A	125.4	\$12,397,242
U/N	09-TFRH-7067	Omaha	Omaha	U/N	New Construction	U/N	\$410,000	U/N	U/N	\$4,627,297	1129%	\$5,037,297	27	U/N	U/N	89.9	\$10,220,262
U/N	09-TFRHHP-3060	Lexington	Lexington	U/N	New Construction	U/N	\$500,000	U/N	U/N	\$5,058,000	1012%	\$5,558,000	32	U/N	U/N	97.8	\$9,464,162
U/N	09-TFRH-5054	Building Futures IV	Norfolk and Madison counties	U/N	New Construction	U/N	\$29,878	U/N	U/N	\$1,097,700	3674%	\$1,127,578	10	U/N	U/N	19.2	\$1,964,968
U/N	09-TFPD-2055	Ord - Rolling Hills (NNI)	Ord	U/N	Pre-development	U/N	\$25,000	U/N	U/N	\$5,500	22%	\$30,500	0	N/A	N/A	0.3	\$42,000
U/N	09-TFRH-3022	Lincoln County Community Dev. Corp.	North Platte	U/N	Rental/Rehab	U/N	\$191,000	U/N	U/N	\$111,210	58%	\$302,210	3	U/N	U/N	3.2	\$313,783
U/N	09-TFHP-8082	NeighborWorks Lincoln	Lincoln	U/N	Downpayment Assistance/ Rental	U/N	\$400,000	U/N	U/N	\$1,530,000	383%	\$1,930,000	17	U/N	N/A	36.7	\$3,932,458
U/N	09-TFRH-3080	McCook Econ. Dev. Corp.	McCook	U/N	Rental/Rehab	U/N	\$192,112	U/N	U/N	\$0	0%	\$192,112	24	U/N	U/N	3.0	\$307,812
U/N	09-TFHO-1077	Nebraska Housing Developers Assoc. (NHDA)	Statewide	U/N	Owner-occupied Rehab	U/N	\$200,000	U/N	U/N	\$23,250	12%	\$223,250	6	U/N	N/A	3.6	\$427,617
U/N	09-TFTA-1078	Nebraska Housing Developers Assoc. (NHDA)	Knox & Thurston Counties	U/N	Technical Assistance	U/N	\$40,000	U/N	U/N	\$10,000	25%	\$50,000	0	N/A	N/A	1.2	\$101,699
U/N	09-TFRH-1076	Scotts Bluff Housing Authority	Gering	U/N	Rental/Rehab	U/N	\$150,000	U/N	U/N	\$375,498	250%	\$525,498	24	U/N	U/N	8.5	\$917,729
U/N	09-TFRH-3073	Imperial	Imperial & Chase counties	U/N	Rental/Rehab	U/N	\$100,000	U/N	U/N	\$77,325	77%	\$177,325	16	U/N	U/N	3.4	\$314,663
U/N	09-TFHP-2059	Ord - Rolling Hills (NNI)	Ord	U/N	New Construction	U/N	\$725,000	U/N	U/N	\$4,423,332	610%	\$5,148,332	20	U/N	N/A	72.4	\$7,122,886
U/N	09-TFRH-1072	Rushville Housing Authority	Rushville	U/N	Rental/Rehab	U/N	\$85,202	U/N	U/N	\$5,000	6%	\$90,202	20	U/N	U/N	2.0	\$154,730
U/N	09-TFHP-8081	Neighborworks Lincoln	Lincoln (Lancaster County, Malone Neighborhood)	U/N	New Construction	U/N	\$500,000	U/N	U/N	\$4,161,437	832%	\$4,661,437	18	U/N	N/A	88.6	\$9,497,879
U/N	09-TFRH-7069	City of Omaha	City of Omaha	U/N	New Construction/ Rental	U/N	\$360,000	U/N	U/N	\$5,231,947	1453%	\$5,591,947	3	U/N	U/N	89.5	\$9,467,668
U/N	10-TFHP-3007	Keith County Housing Dev. Corp.	Ogallala	U/N	Downpayment Assistance/ Rental	U/N	\$80,900	U/N	U/N	\$0	0%	\$80,900	1	U/N	N/A	1.4	\$123,362
U/N	10-TFHP-3025	McCook Econ. Dev. Corp.	Red Willow County	U/N	Downpayment Assistance/ Rental	U/N	\$251,340	U/N	U/N	\$4,380	2%	\$255,720	6	U/N	N/A	4.0	\$409,728

Congress- ional District	Application Awarded	Organization Awarded	Project Location	Project Description	Project Summary	Grant Amount Requested	Amount Awarded	Amount of Cash Match	Percent of Cash Match	Amount Leveraged	Percent of Leverage	Total Project Cost	# of Units	Occupancy Rate	Expected Monthly Rent	Employment Generated	Community Investment
U/N	10-TFTA-1002	High Plains	Box Butte, Daves, Sheridan, Sioux Counties	U/N	Technical Assistance	U/N	\$20,000	U/N	U/N	\$28,120	141%	\$48,120	0	N/A	N/A	0.8	\$66,333
U/N	10-TFTA-6005	Southeast Nebraska Community Action	Cass, Johnson, Nemaha, Otoe, Pawnee, Richardson & Sarpy Counties	U/N	Technical Assistance	U/N	\$25,000	U/N	U/N	\$2,500	10%	\$27,500	0	N/A	N/A	0.5	\$49,664
U/N	10-TFTA-4013	Housing Dev. Corp.	Adams, Clay, Hall, Nuckolls, & Webster Counties	U/N	Technical Assistance	U/N	\$40,000	U/N	U/N	\$28,670	72%	\$68,670	0	N/A	N/A	1.2	\$124,016
U/N	10-TFRH-1009	Western Nebraska Housing Opportunities (WNHO)	Scotts Bluff county	U/N	Rental/Rehab	U/N	\$286,300	U/N	U/N	\$286,400	100%	\$572,700	6	U/N	U/N	9.2	\$1,000,163
U/N	10-TFHP-5030	Hartington	Hartington	U/N	Infrastructure	U/N	\$400,000	U/N	U/N	\$1,378,803	345%	\$1,778,803	7	U/N	N/A	23.8	\$2,503,126
U/N	10-TFHP-3028	Lincoln County Community Dev. Corp.	Lincoln Co., Brady, Hershey, Maxwell, North Platte, Sutherland, Wallace, Wellfleet	U/N	Purchase/Rehab/ Re-sale	U/N	\$200,000	U/N	U/N	\$263,000	132%	\$463,000	6	U/N	N/A	4.9	\$480,731
U/N	10-TFHP-2015	Bassett	Bassett	U/N	New Construction	U/N	\$131,700	U/N	U/N	\$67,550	51%	\$199,250	1	U/N	N/A	3.5	\$274,666
U/N	10-TFHP-2016	Burwell	Burwell	U/N	New Construction	U/N	\$171,965	U/N	U/N	\$10,550	6%	\$182,515	1	U/N	N/A	3.2	\$251,597
U/N	10-TFHP-4012	Housing Dev. Corp.	Adams, Clay, Hall, Nuckolls, & Webster Counties	U/N	Purchase/Rehab/ Re-sale	U/N	\$150,000	U/N	U/N	\$0	0%	\$150,000	3	U/N	N/A	2.6	\$270,896
U/N	10-TFDH-6069	Southeast Nebraska Affordable Housing Council	Cass, Otoe, Saunders Counties	U/N	Owner-occupied Rehab	U/N	\$120,000	U/N	U/N	\$0	0%	\$120,000	14	N/A	N/A	2.2	\$216,716
U/N	10-TFDH-1047	PADD	Sioux, Scotts Bluff, Morrill, Cheyenne, & Garden Counties	U/N	Owner-occupied Rehab	U/N	\$120,000	U/N	U/N	\$0	0%	\$120,000	14	N/A	N/A	1.9	\$209,568
U/N	10-TFDH-4046	Housing Dev. Corp.	Adams, Nuckolls, & Webster Counties	U/N	Owner-occupied Rehab	U/N	\$120,000	U/N	U/N	\$0	0%	\$120,000	14	N/A	N/A	2.1	\$216,717
U/N	10-TFDH-3042	WCommunity Development	Dawson County	U/N	Owner-occupied Rehab	U/N	\$240,000	U/N	U/N	\$0	0%	\$240,000	26	N/A	N/A	4.2	\$408,672
U/N	10-TFDH-2043	Central Nebraska Econ. Dev. District (CNEDD), Inc.	Blaine, Boyd, Brown, Cherry, Custer, Garfield, Greeley, Hamilton, Holt, Howard, Keya Paha, Loup, Rock, Sherman, Valley, & Wheeler Counties	U/N	Owner-occupied Rehab	U/N	\$240,000	U/N	U/N	\$0	0%	\$240,000	27	N/A	N/A	4.2	\$330,840

Congress- ional District	Application Awarded	Organization Awarded	Project Location	Project Description	Project Summary	Grant Amount Requested	Amount Awarded	Amount of Cash Match	Percent of Cash Match	Amount Leveraged	Percent of Leverage	Total Project Cost	# of Units	Occupancy Rate	Expected Monthly Rent	Employment Generated	Community Investment
U/N	10-TFDH-5044	Northeast Economic Development, Inc.	Antelope, Boone, Burt, Colfax, Cuming, Dodge, rural Douglas, Knox, Madison, Nance, Pierce, Platte, Stanton, Washington, & Wayne Counties	U/N	Owner-occupied Rehab	U/N	\$240,000	U/N	U/N	\$0	0%	\$240,000	27	N/A	N/A	3.2	\$334,146
U/N	10-TFHP-5072	South Sioux City Habitat	City of Sioux City	U/N	New Neighborhoods	U/N	\$750,000	U/N	U/N	\$3,541,814	472%	\$4,291,814	U/N	U/N	N/A	72.6	\$7,668,873
U/N	10-TFHP-6035	Neighborworks Lincoln	City of Lincoln & Lancaster County	U/N	Downpayment Assistance/ Rental	U/N	\$400,000	U/N	U/N	\$1,580,000	395%	\$1,980,000	30	U/N	N/A	37.7	\$4,034,335
U/N	10-TFHP-6033	Nebraska City	Nebraska City	U/N	Downpayment Assistance/ Rental	U/N	\$285,200	U/N	U/N	\$720,000	252%	\$1,005,200	12	U/N	N/A	18.4	\$1,815,358
U/N	10-TFHO-7065	City of Omaha	City of Omaha	U/N	Owner-occupied Rehab	U/N	\$183,000	U/N	U/N	\$150,000	82%	\$0	10	U/N	N/A	0.0	\$0
U/N	10-TFHP-7064	City of Omaha	City of Omaha	U/N	New Construction/ Downpayment Assistance	U/N	\$617,000	U/N	U/N	\$3,277,000	531%	\$3,894,000	22	U/N	N/A	62.3	\$6,592,892
U/N	11-TFTA-3011	Southwest Nebraska Community Betterment Corp.	Perkins, Chase, Dundy, Hitchcock and Hayes Counties	U/N	Technical Assistance	U/N	\$25,000	U/N	U/N	\$2,500	10%	\$27,500	0	N/A	N/A	0.4	\$46,941
U/N	11-TFHO-1055	Community Action Partnership of Western Nebraska	Morrill, Scotts Bluff counties	U/N	Owner-occupied Rehab	U/N	\$200,000	U/N	U/N	\$0	0%	\$200,000	7	U/N	N/A	3.4	\$357,372
U/N	11-TFRH-1010	Western Nebraska Housing Opportunities (WNHO)	Scotts Bluff County	U/N	Rental/Rehab	U/N	\$433,800	U/N	U/N	\$438,000	101%	\$871,800	8	U/N	U/N	14.1	\$1,488,127
U/N	11-TFHP-5003	Neighborworks Northeast Nebraska	Cities of Norfolk, (including Woodland Park), Columbus, and Schuyler	U/N	Purchase/Rehab/ Re-sale	U/N	\$468,815	U/N	U/N	\$50,000	11%	\$518,815	10	U/N	N/A	8.4	\$885,596
U/N	11-TFHP-3024	Lincoln County Community Dev. Corp.	North Platte	U/N	New Construction	U/N	\$265,500	U/N	U/N	\$30,000	11%	\$295,500	3	U/N	N/A	4.8	\$504,407
U/N	11-TFHP-2015	Central Nebraska Econ. Dev. District (CNEDD), Inc.	Village of Stuart and City of Sargent	U/N	New Construction	U/N	\$507,639	U/N	U/N	\$87,690	17%	\$595,329	3	U/N	N/A	9.6	\$1,016,203
U/N	11-TFHP-2013	Village of Butte	Village of Butte	U/N	Purchase/Rehab/ Re-sale	U/N	\$161,720	U/N	U/N	\$10,000	6%	\$171,720	2	U/N	N/A	2.8	\$293,119
U/N	11-TFHP-6025	Blue Valley Community Action	Butler, Fillmore, Gage, Jefferson, Polk, Saline, Seward, Thayer, and York counties	U/N	Purchase/Rehab/ Re-sale	U/N	\$300,458	U/N	U/N	\$0	0%	\$300,458	3	U/N	N/A	5.1	\$536,877
U/N	11-TFHO-7057	City of Omaha	City of Omaha	U/N	Owner-occupied Rehab	U/N	\$222,000	U/N	U/N	\$175,000	79%	\$397,000	11	U/N	N/A	6.4	\$672,157

Congress- ional District	Application Awarded	Organization Awarded	Project Location	Project Description	Project Summary	Grant Amount Requested	Amount Awarded	Amount of Cash Match	Percent of Cash Match	Amount Leveraged	Percent of Leverage	Total Project Cost	# of Units	Occupancy Rate	Expected Monthly Rent	Employment Generated	Community Investment
U/N	11-TFHP-7058	City of Omaha	City of Omaha	U/N	New Construction/ Downpayment Assistance	U/N	\$333,000	U/N	U/N	\$1,565,000	470%	\$1,898,000	11	U/N	N/A	30.4	\$3,213,484
U/N	11-TFHP-7059	City of Omaha	City of Omaha	U/N	Downpayment Assistance	U/N	\$445,000	U/N	U/N	\$400,000	90%	\$845,000	7	U/N	N/A	13.5	\$1,430,661
U/N	12-TFTA-3011	Lincoln County Community Development Corp.	Villages of: Brady, Curtis, Hershey, Maxwell, Sutherland, Wallace, and Wellfleet; City of North Platte	U/N	Operating Assistance	U/N	\$25,000	U/N	U/N	\$94,000	376%	\$119,000	0	N/A	N/A	1.9	\$201,478
U/N	12-TFTA-2030	Central Nebraska Economic Development, Inc.	Counties of: Blaine, Boyd, Brown, Cherry, Custer, Greeley, Garfield, Hamilton, Holt, Howard, Keya Paha, Loup, Merrick, Rock, Sherman, Valley, and Wheeler	U/N	Operating Assistance	U/N	\$25,000	U/N	U/N	\$20,000	80%	\$45,000	0	N/A	N/A	0.7	\$76,189
U/N	12-TFTA-6004	Southeast Nebraska Community Action	Counties of: Cass, Johnson, Nemaha, Otoe, Pawnee, Richardson, and Sarpy	U/N	Operating Assistance	U/N	\$25,000	U/N	U/N	\$2,500	10%	\$27,500	0	N/A	N/A	0.4	\$46,560
U/N	12-TFTA-5037	Ho-Chunk Community Development Corp.	Village of Winnebago	U/N	Operating Assistance	U/N	\$25,000	U/N	U/N	\$2,500	10%	\$27,500	0	N/A	N/A	0.4	\$46,560
U/N	12-TFRH-2032	Village of Wolbach	Village of Wolbach	U/N	Rental/Rehab	U/N	\$126,795	U/N	U/N	\$0	0%	\$126,795	4	U/N	U/N	2.0	\$214,675
U/N	12-TFRH-2031	Central Nebraska Economic Development, Inc.	The counties of: Blaine, Boyd, Brown, Cherry, Custer, Garfield, Greeley, hamilton, Holt, Howard, Keya Paha, Loup, Merrick, Rock, Sherman, Valley and Wheeler	U/N	Rental/Rehab	U/N	\$150,780	U/N	U/N	\$0	0%	\$150,780	5	U/N	U/N	2.4	\$255,284
U/N	12-TFRH-2029	Stuart Village Manor	Village of Stuart	U/N	New Construction/ Rental	U/N	\$255,000	U/N	U/N	\$89,224	35%	\$344,224	2	U/N	U/N	5.5	\$582,802
U/N	12-TFRH-5034	City of Norfolk	City of Norfolk	U/N	Rental/Rehab	U/N	\$501,905	U/N	U/N	\$422,620	84%	\$924,525	7	U/N	U/N	14.8	\$1,565,304
U/N	12-TFRH-3012	Lincoln County Community Development Corp.	City of North Platte	U/N	Rental/Rehab	U/N	\$195,040	U/N	U/N	\$31,540	16%	\$226,580	4	U/N	U/N	3.6	\$383,620
U/N	12-TFHP-5051	City of Columbus	City of Columbus	U/N	New Construction	U/N	\$500,000	U/N	U/N	\$223,000	45%	\$723,000	9	U/N	N/A	11.6	\$1,224,104
U/N	12-TFHO-6002	Southeast Nebraska Community Action	Counties of: Johnson, Nemaha, Pawnee, and Richardson	U/N	Owner-occupied Rehab	U/N	\$400,000	U/N	U/N	\$40,000	10%	\$440,000	14	U/N	N/A	7.0	\$744,959

Congress- ional District	Application Awarded	Organization Awarded	Project Location	Project Description	Project Summary	Grant Amount Requested	Amount Awarded	Amount of Cash Match	Percent of Cash Match	Amount Leveraged	Percent of Leverage	Total Project Cost	# of Units	Occupancy Rate	Expected Monthly Rent	Employment Generated	Community Investment
U/N	12-TFHP-1010	Western Nebraska Housing Opportunities	Cities of Gering and Scottsbluff; Scotts Bluff County	U/N	Downpayment Assistance	U/N	\$134,000	U/N	U/N	\$25,000	19%	\$159,000	35	U/N	N/A	2.5	\$269,201
U/N	12-TFHP-1009	Village of Gering	Village of Gering	U/N	New Construction/ Downpayment Assistance	U/N	\$465,000	U/N	U/N	\$448,500	96%	\$913,500	5	U/N	N/A	14.6	\$1,546,637
U/N	12-TFHP-1035	High Plains Community Development Corp.	Counties of: Dawes, Sheridan, Sioux, Box Butte, and Morrill	U/N	Downpayment Assistance	U/N	\$75,000	U/N	U/N	\$0	0%	\$75,000	12	U/N	N/A	1.2	\$126,982
U/N	12-TFHP-6005	City of Seward	Seward County	U/N	Downpayment Assistance/ Rental	U/N	\$349,000	U/N	U/N	\$840,000	241%	\$1,189,000	14	U/N	N/A	19.0	\$2,013,084
U/N	12-TFHP-6016	Thayer County Development Alliance	Thayer County	U/N	Downpayment Assistance/ Rental	U/N	\$157,500	U/N	U/N	\$300,000	190%	\$457,500	5	U/N	N/A	7.3	\$774,589
U/N	12-TFHP-6006	Southeast Nebraska Community Action	Counties of: Cass, Johnson, Nemaha, Otoe, Pawnee, Richardson, and Sarpy	U/N	Downpayment Assistance/ Rental	U/N	\$400,000	U/N	U/N	\$710,500	178%	\$1,110,500	15	U/N	N/A	17.8	\$1,880,176
U/N	12-TFHP-5017	Northeast Economic Development, Inc.	Counties of: Burt, Cedar, Colfax, Cuming, Dakota, Dodge, Dixon, rural Douglas, Madison, Pierce, Platte, Stanton, Thurston, Washinton, and Wayne	U/N	New Construction/ Downpayment Assistance	U/N	\$365,800	U/N	U/N	\$110,000	30%	\$475,800	4	U/N	N/A	7.6	\$805,572
U/N	12-TFHP-3052	Southwest Nebraska Community Betterment Corporation	Cities of: Imperial, Wauneta, and Grant	U/N	Downpayment Assistance	U/N	\$95,650	U/N	U/N	\$0	0%	\$95,650	4	U/N	N/A	1.5	\$161,944
U/N	12-TFHO-7058	Omaha	City of Omaha	U/N	Owner-occupied Rehab	U/N	\$400,000	U/N	U/N	\$0	0%	\$400,000	20	U/N	N/A	6.4	\$677,236
U/N	12-TFHP-7059	Omaha	City of Omaha	U/N	New Construction	U/N	\$850,000	U/N	U/N	\$0	0%	\$850,000	18	U/N	N/A	13.6	\$1,439,126
U/N	12-TFHP-8023	Neighborworks Lincoln	City of Lincoln	U/N	Purchase/Rehab/ Re-sale	U/N	\$200,000	U/N	U/N	\$0	0%	\$200,000	4	U/N	N/A	3.2	\$338,618
U/N	13-TFTA-1002	High Plains Community Development Corporation	Counties of: Box Butte, Dawes, Sheridan, and Sioux	U/N	Operating Assistance	U/N	\$30,000	U/N	U/N	\$20,000	67%	\$50,000	0	N/A	N/A	0.4	\$90,903
U/N	13-TFHP-1025	Western Nebraska Housing Opportunity	City of Scottsbluff	U/N	New Construction	U/N	\$444,600	U/N	U/N	\$32,000	7%	\$476,600	4	U/N	N/A	3.7	\$866,487

Congress- ional District	Application Awarded	Organization Awarded	Project Location	Project Description	Project Summary	Grant Amount Requested	Amount Awarded	Amount of Cash Match	Percent of Cash Match	Amount Leveraged	Percent of Leverage	Total Project Cost	# of Units	Occupancy Rate	Expected Monthly Rent	Employment Generated	Community Investment
U/N	13-TFHO-1039	Community Action Partnership of Western Nebraska	Counties of: Banner, Cheyenne, Deuel, Garden, Kimball, Morrill, Scotts Bluff	U/N	Owner-occupied Rehab	U/N	\$337,000	U/N	U/N	\$53,075	16%	\$390,075	11	U/N	N/A	3.1	\$709,180
U/N	13-TFTA-1045	Community Action Partnership of Western Nebraska	Counties of: Banner, Cheyenne, Deuel, Garden, Kimball, Morrill, and Scotts Bluff	U/N	Operating Assistance	U/N	\$30,000	U/N	U/N	\$5,000	17%	\$35,000	0	N/A	N/A	0.3	\$63,632
U/N	13-TFRH-1074	City of Sidney	City of Sidney	U/N	New Neighborhoods	U/N	\$500,000	U/N	U/N	\$0	0%	\$500,000	4	U/N	U/N	3.9	\$909,030
U/N	13-TFHO-2019	Central Nebraska Economic Development, Inc.	Counties of: Blaine, Boyd, Brown, Cherry, Custer, Greeley, Garfield, Hamilton, Holt, Howard, Keya Paha, Loup, Merrick, Rock, Sherman, Valley, and Wheeler	U/N	Owner-occupied Rehab	U/N	\$188,000	U/N	U/N	\$0	0%	\$188,000	6	U/N	N/A	1.5	\$341,795
U/N	13-TFHP-2020	Midwest Housing Initiatives, Inc	City of Broken Bow	U/N	New Construction	U/N	\$432,000	U/N	U/N	\$172,500	40%	\$604,500	6	U/N	N/A	4.7	\$1,099,017
U/N	13-TFTA-3014	Southwest Nebraska Community Betterment Corporation	Counties of: Perkins, Chase, Dundy, Hayes, and Hitchcock	U/N	Operating Assistance	U/N	\$30,000	U/N	U/N	\$0	0%	\$30,000	0	N/A	N/A	0.2	\$54,542
U/N	13-TFHP-3036	McCook Economic Dev. Corp.	City of McCook	U/N	Purchase/Rehab/ Re-sale	U/N	\$300,000	U/N	U/N	\$4,500	2%	\$304,500	3	U/N	N/A	2.4	\$553,599
U/N	13-TFTA-3046	West Central Nebraska Dev. Dist.	Counties of: Grant, Hooker, Thomas, Arthur, McPherson, Logan, Keith, Perkins, Lincoln, Dawson, Chase, Hayes, Frontier, Gosper, Dundy, Hitchcock, Red Willow and Furnas	U/N	Operating Assistance	U/N	\$30,000	U/N	U/N	\$5,000	17%	\$35,000	0	N/A	N/A	0.3	\$63,632
U/N	13-TFHO-4009	Community Action Partnership of Mid- Nebraska	Counties of: Buffalo, Franklin, Harlan, Kearney, and Phelps	U/N	Owner-occupied Rehab	U/N	\$226,122	U/N	U/N	\$0	0%	\$226,122	8	U/N	N/A	1.8	\$411,103
U/N	13-TFTA-4010	Community Action Partnership of Mid- Nebraska	Counties of: Buffalo, Franklin, Frontier, Furnas, Gosper, Harlan, Kearney, Phelps, and Red Willow	U/N	Operating Assistance	U/N	\$30,000	U/N	U/N	\$0	0%	\$30,000	0	N/A	N/A	0.2	\$54,542
U/N	13-TFRH-4023	St. Paul Housing Authority	City of St. Paul	U/N	New Construction/ Rental	U/N	\$443,050	U/N	U/N	\$0	0%	\$443,050	3	U/N	U/N	3.5	\$805,491

Congress- ional District	Application Awarded	Organization Awarded	Project Location	Project Description	Project Summary	Grant Amount Requested	Amount Awarded	Amount of Cash Match	Percent of Cash Match	Amount Leveraged	Percent of Leverage	Total Project Cost	# of Units	Occupancy Rate	Expected Monthly Rent	Employment Generated	Community Investment
U/N	13-TFRH-4026	Central Nebraska Community Services, Inc.	Cities of: Loup City, Central City, O'Neill, Cairo, Ainsworth and Greeley	U/N	Rental/Rehab	U/N	\$357,628	U/N	U/N	\$0	0%	\$357,628	24	U/N	U/N	2.8	\$650,189
U/N	13-TFTA-4032	Housing Development Corporation - Hastings	Counties of: Adams, Clay, Hall, Nuckolls, and Webster	U/N	Operating Assistance	U/N	\$30,000	U/N	U/N	\$35,000	117%	\$65,000	0	N/A	N/A	0.5	\$118,174
U/N	13-TFHP-5015	Wayne Community Housing Dev. Corp.	Counties of: Burt, Cuming, Dodge, Thurston, Washington and Wayne	U/N	Purchase/Rehab/ Re-sale	U/N	\$295,000	U/N	U/N	\$676,000	229%	\$971,000	8	U/N	N/A	7.6	\$1,765,336
U/N	13-TFTA-5022	Neighborworks Northeast Nebraska	Counties of: Colfax, Cuming, Madison, Pierce, Platte, Stanton and Wayne	U/N	Operating Assistance	U/N	\$30,000	U/N	U/N	\$89,500	298%	\$119,500	0	N/A	N/A	0.9	\$217,258
U/N	13-TFTA-5027	Coalition for a Better Community	City of Walthill	U/N	Operating Assistance	U/N	\$30,000	U/N	U/N	\$5,694	19%	\$35,694	0	N/A	N/A	0.3	\$64,894
U/N	13-TFHP-5034	Three Rivers Housing	City of Lyons	U/N	New Construction	U/N	\$395,300	U/N	U/N	\$0	0%	\$395,300	3	U/N	N/A	3.1	\$718,679
U/N	13-TFTA-5035	Three Rivers Housing	Counties of: Burt, Cuming, Dodge, and Washington	U/N	Operating Assistance	U/N	\$30,000	U/N	U/N	\$10,000	33%	\$40,000	0	N/A	N/A	0.3	\$72,722
U/N	13-TFHP-6003	Fillmore County	County of Fillmore	U/N	Downpayment Assistance/ Rental	U/N	\$229,120	U/N	U/N	\$0	0%	\$229,120	8	U/N	N/A	1.8	\$416,554
U/N	13-TFTA-6004	Blue Valley Community Action	Counties of: Butler, Fillmore, Gage, Jefferson, Polk, Saline, Seward, Thayer, and York	U/N	Operating Assistance	U/N	\$30,000	U/N	U/N	\$2,500	8%	\$32,500	0	N/A	N/A	0.3	\$59,087
U/N	13-TFHO-6005	Blue Valley Community Action	Counties of: Fillmore, Gage, Jefferson, Saline, Thayer, and York	U/N	Owner-occupied Rehab	U/N	\$200,000	U/N	U/N	\$0	0%	\$200,000	7	U/N	N/A	1.6	\$363,612
U/N	13-TFHP-6006	Blue Valley Community Action	Counties of:Butler, Fillmore, Gage, Jefferson, Polk, Saline, Seward, Thayer, and York	U/N	Downpayment Assistance/ Rental	U/N	\$300,000	U/N	U/N	\$0	0%	\$300,000	8	U/N	N/A	2.3	\$545,418
U/N	13-TFTA-8021	Nebraska Housing Developers	Statewide	U/N	Operating Assistance	U/N	\$30,000	U/N	U/N	\$10,000	33%	\$40,000	0	N/A	N/A	0.3	\$72,722
U/N	13-TFHP-8049	NeighborWorks Lincoln	City of Lincoln	U/N	Downpayment Assistance/ Rental	U/N	\$221,300	U/N	U/N	\$0	0%	\$221,300	7	U/N	N/A	1.7	\$402,337
U/N	13-TFTA-8051	NeighborWorks Lincoln	City of Lincoln	U/N	Operating Assistance	U/N	\$30,000	U/N	U/N	\$60,000	200%	\$90,000	0	N/A	N/A	0.7	\$163,625
U/N	14-TFHO-3017	Nebraska Housing Developers	Statewide	U/N	Owner-occupied Rehab	U/N	\$310,000	U/N	U/N	\$0	0%	\$310,000	0	U/N	N/A	2.4	\$563,599

Congress- ional District	Application Awarded	Organization Awarded	Project Location	Project Description	Project Summary	Grant Amount Requested	Amount Awarded	Amount of Cash Match	Percent of Cash Match	Amount Leveraged	Percent of Leverage	Total Project Cost	# of Units	Occupancy Rate	Expected Monthly Rent	Employment Generated	Community Investment
U/N	14-TFHO-3018	Humboldt	City of Humboldt	U/N	Owner-occupied Rehab	U/N	\$166,485	U/N	U/N	\$0	0%	\$166,485	0	U/N	N/A	1.3	\$302,680
U/N	14-TFHO-7074	City of Omaha	City of Omaha	U/N	Owner-occupied Rehab	U/N	\$472,000	U/N	U/N	\$320,000	68%	\$792,000	U/N	U/N	N/A	6.2	\$1,439,904
U/N	14-TFHP-01016	Neighborworks Northeast Ne	U/N	U/N	Purchase/Rehab/ Re-sale	U/N	\$500,000	U/N	U/N	\$75,000	15%	\$575,000	0	U/N	N/A	4.5	\$1,045,385
U/N	14-TFHP-01042	NeighborWorks Lincoln	City of Lincoln	U/N	Downpayment Assistance/ Rental	U/N	\$442,252	U/N	U/N	\$0	0%	\$442,252	0	U/N	N/A	3.5	\$804,041
U/N	14-TFHP-3005	High Plains Community Development Corporation	U/N	U/N	Purchase/ Rehab/Re-sale/ Downpayment Assistance	U/N	\$497,740	U/N	U/N	\$77,300	16%	\$575,040	0	U/N	N/A	4.5	\$1,045,457
U/N	14-TFHP-7072	City of Omaha	City of Omaha	U/N	Purchase/Rehab/ Re-sale	U/N	\$483,800	U/N	U/N	\$370,000	76%	\$853,800	0	U/N	N/A	6.7	\$1,552,260
U/N	14-TFHP-7073	City of Omaha	City of Omaha	U/N	New Construction	U/N	\$483,800	U/N	U/N	\$938,200	194%	\$1,422,000	0	U/N	N/A	11.1	\$2,585,281
U/N	14-TFHP-7076	Habitat for Humanity	City of Omaha	U/N	Purchase/Rehab/ Re-sale	U/N	\$450,000	U/N	U/N	\$1,592,550	354%	\$2,042,550	0	U/N	N/A	16.0	\$3,713,478
U/N	14-TFHP-7077	Habitat for Humanity	City of Omaha	U/N	New Construction	U/N	\$500,000	U/N	U/N	\$2,990,000	598%	\$3,490,000	0	U/N	N/A	27.3	\$6,345,029
U/N	14-TFRH-01028	Pender Community Development	City of Pender	U/N	Rental	U/N	\$732,950	U/N	U/N	\$81,500	11%	\$814,450	0	U/N	U/N	6.4	\$1,480,719
U/N	14-TFRH-01038	Madison	City of Madison	U/N	Rental	U/N	\$599,798	U/N	U/N	\$303,600	51%	\$903,398	0	U/N	U/N	7.1	\$1,642,432
U/N	14-TFRHC-3029	Sherman County	City of Loup City	U/N	Rental	U/N	\$716,750	U/N	U/N	\$79,700	11%	\$796,450	0	U/N	U/N	6.2	\$1,447,994
U/N	14-TFRHC-3034	Aurora Housing Development Corp.	City of Aurora	U/N	Rental	U/N	\$800,000	U/N	U/N	\$250,000	31%	\$1,050,000	0	U/N	U/N	8.2	\$1,908,963
U/N	14-TFTA-7080	Habitat for Humanity	City of Omaha	U/N	Technical Assistance	U/N	\$60,000	U/N	U/N	\$940,000	1567%	\$1,000,000	0	N/A	N/A	7.8	\$1,818,060
U/N	14-TFDH-069	Northeast Economic Development, Inc.	U/N	U/N	Disaster Relief Rehabilitation	U/N	\$320,000	U/N	U/N	\$0	0%	\$320,000	0	N/A	N/A	2.5	\$581,779
U/N	14-TFDH-070	Blue Valley Community Action, Inc.	U/N	U/N	Disaster Relief Rehabilitation	U/N	\$160,000	U/N	U/N	\$0	0%	\$160,000	0	N/A	N/A	1.3	\$290,890
U/N	14-TFDH-071	Southeast NE Affordable Housing Council	U/N	U/N	Disaster Relief Rehabilitation	U/N	\$160,000	U/N	U/N	\$0	0%	\$160,000	0	N/A	N/A	1.3	\$290,890
U/N	14-TFTAN-3004	Wayne Community Housing	U/N	U/N	Technical Assistance	U/N	\$60,000	U/N	U/N	\$99,211	165%	\$159,211	11	N/A	N/A	1.2	\$289,455
U/N	14-TFTAC-3036	South Central Economic Development District	U/N	U/N	Technical Assistance	U/N	\$60,000	U/N	U/N	\$7,000	12%	\$67,000	15	N/A	N/A	0.5	\$121,810
U/N	14-TFTAN-3026	Northeast Housing Initiative, Inc.	U/N	U/N	Technical Assistance	U/N	\$60,000	U/N	U/N	\$28,844	48%	\$88,844	17	N/A	N/A	0.7	\$161,524
U/N	14-TFTAW-3048	McCook Economic Dev. Corp.	U/N	U/N	Technical Assistance	U/N	\$60,000	U/N	U/N	\$7,000	12%	\$67,000	15	N/A	N/A	0.5	\$121,810

Congress- ional District	Application Awarded	Organization Awarded	Project Location	Project Description	Project Summary	Grant Amount Requested	Amount Awarded	Amount of Cash Match	Percent of Cash Match	Amount Leveraged	Percent of Leverage	Total Project Cost	# of Units	Occupancy Rate	Expected Monthly Rent	Employment Generated	Community Investment
U/N	14-TFTAC-3002	Central Nebraska Community Services, Inc.	U/N	U/N	Technical Assistance	U/N	\$60,000	U/N	U/N	\$4,483	7%	\$64,483	10	N/A	N/A	0.5	\$117,234
U/N	15-TFHO-15038	City of Fremont	City of Fremont	U/N	Owner-occupied Rehab	U/N	\$349,994	U/N	U/N	\$0	0%	\$349,994	11	U/N	N/A	2.7	\$636,310
U/N	15-TFHO-16056	City of Syracuse	City of Syracuse	U/N	Owner-occupied Rehab	U/N	\$420,988	U/N	U/N	\$0	0%	\$420,988	15	U/N	N/A	3.3	\$765,381
U/N	15-TFHO-27047	City of Omaha	City of Omaha	U/N	Owner-occupied Rehab	U/N	\$500,000	U/N	U/N	\$340,000	68%	\$840,000	17	U/N	N/A	6.6	\$1,527,170
U/N	15-TFHO-27060	Habitat for Humanity	City of Omaha	U/N	Owner-occupied Rehab	U/N	\$225,000	U/N	U/N	\$0	0%	\$225,000	15	U/N	N/A	1.8	\$409,064
U/N	15-TFHO-34019	City of Wood River	City of Wood River	U/N	Owner-occupied Rehab	U/N	\$321,240	U/N	U/N	\$29,500	9%	\$350,740	10	U/N	N/A	2.7	\$637,666
U/N	15-TFHO-36007	Blue Valley Community Action, Inc.	U/N	U/N	Owner-occupied Rehab	U/N	\$420,240	U/N	U/N	\$13,500	3%	\$433,740	13	U/N	N/A	3.4	\$788,565
U/N	15-TFHP-15044	Norfolk Area Habitat for Humanity	City of Norfolk	U/N	New Construction	U/N	\$222,904	U/N	U/N	\$104,820	47%	\$327,724	2	U/N	N/A	2.6	\$595,822
U/N	15-TFHP-18040	NeighborWorks Lincoln	City of Lincoln	U/N	Downpayment Assistance	U/N	\$472,492	U/N	U/N	\$0	0%	\$472,492	18	U/N	N/A	3.7	\$859,019
U/N	15-TFHP-18041	NeighborWorks Lincoln	City of Lincoln	U/N	New Construction	U/N	\$483,495	U/N	U/N	\$0	0%	\$483,495	6	U/N	N/A	3.8	\$879,023
U/N	15-TFHP-27050	City of Omaha	City of Omaha	U/N	Purchase/Rehab/ Re-sale	U/N	\$500,000	U/N	U/N	\$370,000	74%	\$870,000	7	U/N	N/A	6.8	\$1,581,712
U/N	15-TFHP-27058	Habitat for Humanity	City of Omaha	U/N	New Construction	U/N	\$500,000	U/N	U/N	\$450,000	90%	\$950,000	16	U/N	N/A	7.4	\$1,727,157
U/N	15-TFHP-27059	Habitat for Humanity	City of Omaha	U/N	Purchase/Rehab/ Re-sale	U/N	\$500,000	U/N	U/N	\$250,000	50%	\$750,000	16	U/N	N/A	5.9	\$1,363,545
U/N	15-TFHP-32030	Central Nebraska Economic Development, Inc.	Counties of: Blaine, Boyd, Brown, Cherry, Custer, Garfield, Greeley, Holt, Keya Paha, Loup, Rock, Sherman, Valley and Wheeler	U/N	Downpayment Assistance/ Rental	U/N	\$187,040	U/N	U/N	\$12,000	6%	\$199,040	8	U/N	N/A	1.6	\$361,867
U/N	15-TFHP-33023	Southwest Nebraska Community Betterment Corporation	Counties of: Chase, Dundy, Hayes, Hitchcock and Perkins	U/N	Downpayment Assistance	U/N	\$139,840	U/N	U/N	\$13,500	10%	\$153,340	7	U/N	N/A	1.2	\$278,781
U/N	15-TFHP-33037	Career Services	Communities of: Lexington, Cozad and Gothenburg	U/N	Downpayment Assistance	U/N	\$486,239	U/N	U/N	\$210,914	43%	\$697,153	10	U/N	N/A	5.5	\$1,267,466
U/N	15-TFHP-33053	Lincoln County Community Development Corp.	City of North Platte	U/N	New Construction/ Downpayment Assistance	U/N	\$281,740	U/N	U/N	\$70,000	25%	\$351,740	4	U/N	N/A	2.8	\$639,484
U/N	15-TFHP-35028	Wakefield	City of Wakefield	U/N	New Construction	U/N	\$356,759	U/N	U/N	\$25,997	7%	\$382,756	2	U/N	N/A	3.0	\$695,873

Congress- ional District	Application Awarded	Organization Awarded	Project Location	Project Description	Project Summary	Grant Amount Requested	Amount Awarded	Amount of Cash Match	Percent of Cash Match	Amount Leveraged	Percent of Leverage	Total Project Cost	# of Units	Occupancy Rate	Expected Monthly Rent	Employment Generated	Community Investment
U/N	15-TFHP-36009	Blue Valley Community Action, Inc.	Counties of: Butler, Fillmore, Gage, Jefferson, Polk, Saline, Seward, Thayer and York	U/N	Downpayment Assistance/ Rental	U/N	\$429,039	U/N	U/N	\$16,000	4%	\$445,039	12	U/N	N/A	3.5	\$809,108
U/N	15-TFRH-16062	Nebraska Housing Developers Association	City of David City	U/N	New Construction	U/N	\$787,500	U/N	U/N	\$264,807	34%	\$1,052,307	5	U/N	U/N	8.2	\$1,913,157
U/N	15-TFTA-18039	NeighborWorks Lincoln	City of Lincoln	U/N	Technical Assistance	U/N	\$60,000	U/N	U/N	\$0	0%	\$60,000	0	N/A	N/A	0.5	\$109,084
U/N	15-TFTA-18051	Nebraska Housing Developers Association	Statewide	U/N	Technical Assistance	U/N	\$60,000	U/N	U/N	\$3,000	5%	\$63,000	0	N/A	N/A	0.5	\$114,538
U/N	15-TFTA-33027	Career Services	Dawson County	U/N	Technical Assistance	U/N	\$60,000	U/N	U/N	\$99,660	166%	\$159,660	0	N/A	N/A	1.2	\$290,271
U/N	15-TFTA-36008	Blue Valley Community Action, Inc.	Counties of: Butler, Fillmore, Gage, Jefferson, Polk, Saline, Seward, Thayer and York	U/N	Technical Assistance	U/N	\$60,000	U/N	U/N	\$10,000	17%	\$70,000	0	N/A	N/A	0.5	\$127,264
CD1	16-TFHP-15007	NeighborWorks Northeast Nebraska	Communities within Colfax, Cuming, Madison, Pierce, Platte, Stanton and Wayne	Purchase/ Rehab/ Resale	Homebuyer	U/N	\$600,000	U/N	U/N	\$970,000	162%	\$1,570,000	14	100%	N/A	12.3	\$2,854,354
CD1	16-TFHP-15050	Three Rivers Housing Development Corporation	Communities within Burt, Cuming, Dodge and Washington Counties	Purchase/ Rehab/ Resale	Homebuyer	U/N	\$346,500	U/N	U/N	\$18,854	5%	\$365,354	7	100%	N/A	2.9	\$664,235
CD1	16-TFHP-18028	NeighborWorks Lincoln	City of Lincoln	Down Payment Asst with Rehab	Homebuyer	U/N	\$220,000	U/N	U/N	\$0	0%	\$220,000	8	100%	N/A	1.7	\$399,973
CD1	16-TFHP-18029	NeighborWorks Lincoln	City of Lincoln excluding blocks between Q & R St & from 22nd to 24th St, Lancaster County	New Construction with Down Payment Asst	Homebuyer	U/N	\$547,500	U/N	U/N	\$648,788	119%	\$1,196,288	5	100%	N/A	9.4	\$2,174,923
CD1	16-TFHP-18053	NeighborWorks Lincoln	City of Lincoln Antelope Square between Q & R St & from 22nd to 24th St, Lancaster County	New Construction with Down Payment Asst & Demolition	Homebuyer	U/N	\$500,000	U/N	U/N	\$7,273,738	1455%	\$7,773,738	12	100%	N/A	60.8	\$14,133,122
CD2	16-TFHP-27038	Habitat for Humanity of Omaha, Inc.	Omaha & Waterloo, Douglas County and Blair, Washington County	Purchase/ Rehab/ Resale	Homebuyer	U/N	\$500,000	U/N	U/N	\$1,481,920	296%	\$1,981,920	16	100%	N/A	15.5	\$3,603,249
CD2	16-TFHP-27039	Habitat for Humanity of Omaha, Inc.	Omaha & Waterloo, Douglas County and Blair, Washington County	New Construction with Demolition	Homebuyer	U/N	\$500,000	U/N	U/N	\$1,789,107	358%	\$2,289,107	16	100%	N/A	17.9	\$4,161,734

Congress- ional District	Application Awarded	Organization Awarded	Project Location	Project Description	Project Summary	Grant Amount Requested	Amount Awarded	Amount of Cash Match	Percent of Cash Match	Amount Leveraged	Percent of Leverage	Total Project Cost	# of Units	Occupancy Rate	Expected Monthly Rent	Employment Generated	Community Investment
CD2	16-TFHP-27057	City of Omaha	City of Omaha Locust Glen Neighborhood, Douglas County	New Construction with Down Payment Asst	Homebuyer	U/N	\$480,000	U/N	U/N	\$400,000	83%	\$880,000	4	100%	N/A	6.9	\$1,599,893
CD2	16-TFHP-27059	City of Omaha	City of Omaha Clifton Hill Neighborhood, Douglas County	New Construction with Down Payment Asst	Homebuyer	U/N	\$600,000	U/N	U/N	\$1,425,000	238%	\$2,025,000	9	100%	N/A	15.9	\$3,681,572
CD3	16-TFHP-31002	High Plains Community Development Corp.	Communities within Box Butte, Dawes, Morrill, Sheridan, Sioux Counties	Down Payment Asst	Homebuyer	U/N	\$90,000	U/N	U/N	\$67,000	74%	\$157,000	12	100%	N/A	1.2	\$285,435
CD3	16-TFHP-31042	Western Nebraska Housing Opportunities	Communities within Scotts Bluff County	Down Payment Asst with Rehab	Homebuyer	U/N	\$130,000	U/N	U/N	\$45,000	35%	\$175,000	34	100%	N/A	1.4	\$318,161
CD3	16-TFHP-34044	Housing Development Corp.	City of Grand Island, Hall County	Purchase/ Rehab/ Resale	Homebuyer	U/N	\$400,000	U/N	U/N	\$75,000	19%	\$475,000	3	100%	N/A	3.7	\$863,579
CD3	16-TFHP-36019	Southeast Nebraska Community Action Partnership, Inc.	Communities within Cass, Johnson, Nemaha, Otoe, Pawnee, Richardson and Sarpy Counties	Down Payment Asst with Rehab	Homebuyer	U/N	\$257,400	U/N	U/N	\$10,500	4%	\$267,900	10	100%	N/A	2.1	\$487,058
CD2	16-TFHO-27036	Habitat for Humanity of Omaha, Inc.	Omaha & Waterloo, Douglas County and Blair, Washington County	Owner Occupied Rehab	Homeowner	U/N	\$636,500	U/N	U/N	\$538,650	85%	\$1,175,150	42	100%	N/A	9.2	\$2,136,493
CD2	16-TFHO-27058	City of Omaha	City of Omaha King Science Neighborhood, Douglas County	Owner Occupied Rehab	Homeowner	U/N	\$283,500	U/N	U/N	\$180,000	63%	\$463,500	9	100%	N/A	3.6	\$842,671
CD3	16-TFHO-32009	Central Nebraska Economic Development, Inc.	Communities within Blaine, Boyd, Brown, Cherry, Custer, Garfield, Greeley, Holt, Keya Paha, Loup, Rock, Sherman, Valley and Wheeler Counties	Owner Occupied Rehab	Homeowner	U/N	\$250,000	U/N	U/N	\$20,000	8%	\$270,000	8	100%	N/A	2.1	\$490,876
CD3	16-TFHO-33014	Southwest Community Betterment Corp	Palisade, Hitchcock County	Owner Occupied Rehab	Homeowner	U/N	\$198,750	U/N	U/N	\$16,610	8%	\$215,360	6	100%	N/A	1.7	\$391,537
CD3	16-TFHO-33015	Southwest Community Betterment Corp	Grant, Madrid, Elsie and Venango in Perkins County	Owner Occupied Rehab	Homeowner	U/N	\$231,875	U/N	U/N	\$19,460	8%	\$251,335	7	100%	N/A	2.0	\$456,942
CD3	16-TFHO-33026	Lincoln County Community Development Corp	Brady, Hershey, Maxwell, North Platte, Sutherland, Wallace, Wellfleet, Lincoln County	Owner Occupied Rehab with Demolition	Homeowner	U/N	\$250,000	U/N	U/N	\$15,000	6%	\$265,000	4	100%	N/A	2.1	\$481,786

Congress- ional District	Application Awarded	Organization Awarded	Project Location	Project Description	Project Summary	Grant Amount Requested	Amount Awarded	Amount of Cash Match	Percent of Cash Match	Amount Leveraged	Percent of Leverage	Total Project Cost	# of Units	Occupancy Rate	Expected Monthly Rent	Employment Generated	Community Investment
CD3	16-TFHO-34035	Superior	City of Superior, Nuckolls County	Owner Occupied Rehab	Homeowner	U/N	\$250,000	U/N	U/N	\$50,000	20%	\$300,000	7	100%	N/A	2.3	\$545,418
CD3	16-TFHO-36012	Fairbury	City of Fairbury, Jefferson County	Owner Occupied Rehab	Homeowner	U/N	\$161,710	U/N	U/N	\$0	0%	\$161,710	7	100%	N/A	1.3	\$293,998
CD1	16-TFRH-15056	Building a Better Tomorrow	Madison Estates, Madison, Madison County	Rental New Construction	Rental	U/N	\$800,000	U/N	U/N	\$215,000	27%	\$1,015,000	4	93%	U/N	7.9	\$1,845,331
CD3	16-TFRH-33055	City of Imperial	Heather Estates II, Imperial, Chase County	Rental New Construction	Rental	U/N	\$786,000	U/N	U/N	\$228,500	29%	\$1,014,500	5	93%	U/N	7.9	\$1,844,422
CD2	16-TFRH-20073	Holy Name Housing Corp	Adams Park Senior Cottages, Omaha, Douglas County	Rental New Construction	Rental	U/N	\$500,000	U/N	U/N	\$4,868,458	974%	\$5,368,458	18	93%	U/N	42.0	\$9,760,179
CD1	16-TFTA-15008	NeighborWorks Northeast Nebraska	Counties of: Colfax, Cuming, Madison, Pierce, Platte, Stanton and Wayne counties	Non-Profit Operating	Technical Assistance	U/N	\$60,000	U/N	U/N	\$90,000	150%	\$150,000	0	N/A	N/A	1.2	\$272,709
CD2	16-TFTA-27037	Habitat for Humanity of Omaha, Inc.	City of Omaha	Non-Profit Operating	Technical Assistance	U/N	\$60,000	U/N	U/N	\$470,000	783%	\$530,000	0	N/A	N/A	4.1	\$963,572
CD3	16-TFTA-33016	Southwest Community Betterment Corp	Counties of: Chase, Dundy, Hayes, Hitchcock and Perkins	Non-Profit Operating	Technical Assistance	U/N	\$60,000	U/N	U/N	\$8,115	14%	\$68,115	0	N/A	N/A	0.5	\$123,836
CD3	16-TFTA-33027	Lincoln County Community Development Corp	City of North Platte	Non-Profit Operating	Technical Assistance	U/N	\$60,000	U/N	U/N	\$71,376	119%	\$131,376	0	N/A	N/A	1.0	\$238,849
CD3	16-TFTA-34045	Housing Development Corp.	Counties of: Adams, Clay, Hall, Nuckolls and Webster	Non-Profit Operating	Technical Assistance	U/N	\$60,000	U/N	U/N	\$3,000	5%	\$63,000	0	N/A	N/A	0.5	\$114,538
CD1	17-TFHP-15019	NeighborWorks Northeast	Communities in Madison, Platte, Colfax, Cuming, Pierce, Stanton and Wayne counties	Purchase / Rehab / Resale with Down Payment Assistance	Homebuyer	U/N	\$600,000	\$70,000	12%	\$1,274,560	212%	\$1,944,560	14	100%	N/A	15.2	\$3,535,327
CD1	17-TFHP-15023	HoChunk Community Development Corp.	Winnebago Indian Reservation, Thurston County	Down Payment Assistance	Homebuyer	U/N	\$250,000	\$250,000	100%	\$0	0%	\$500,000	20	100%	N/A	3.9	\$909,030
CD1	17-TFHP-18055	NeighborWorks Lincoln, Inc.	City of Lincoln, Lancaster County	Down Payment Assistance with Rehab	Homebuyer	U/N	\$400,000	\$4,000	1%	\$0	0%	\$404,000	16	100%	N/A	3.2	\$734,496
CD1	17-TFHP-18056	NeighborWorks Lincoln, Inc.	City of Lincoln, Lancaster County	New Construction with Down Payment Assistance	Homebuyer	U/N	\$500,000	\$171,054	34%	\$372,500	75%	\$1,043,554	4	100%	N/A	8.2	\$1,897,244

Congress- ional District	Application Awarded	Organization Awarded	Project Location	Project Description	Project Summary	Grant Amount Requested	Amount Awarded	Amount of Cash Match	Percent of Cash Match	Amount Leveraged	Percent of Leverage	Total Project Cost	# of Units	Occupancy Rate	Expected Monthly Rent	Employment Generated	Community Investment
CD1	17-TFHP-18057	NeighborWorks Lincoln, Inc.	City of Lincoln, Lancaster County Antelope Square	New Construction with Down Payment Assistance	Homebuyer	U/N	\$500,000	\$280,000	56%	\$2,543,650	509%	\$3,323,650	7	100%	N/A	26.0	\$6,042,595
CD2	17-TFHP-27042	City of Omaha	City of Omaha, Douglas County Cornerstone East II	New Construction with Down Payment Assistance	Homebuyer	U/N	\$500,000	\$434,000	87%	\$240,000	48%	\$1,174,000	4	100%	N/A	9.2	\$2,134,402
CD2	17-TFHP-27073	Habitat for Humanity of Omaha, Inc.	Omaha and Waterloo in Douglas County; Blair in Washington County; and Tekamah in Burt County	New Construction	Homebuyer	U/N	\$500,000	\$442,500	89%	\$1,490,021	298%	\$2,432,521	16	100%	N/A	19.0	\$4,422,469
CD2	17-TFHP-27075	Habitat for Humanity of Omaha, Inc.	Omaha and Waterloo in Douglas County; Blair in Washington County; and Tekamah in Burt County	Purchase / Rehab / Resale	Homebuyer	U/N	\$500,000	\$500,000	100%	\$1,207,015	241%	\$2,207,015	16	100%	N/A	17.3	\$4,012,486
CD3	17-TFHP-31010	Western Nebraska Housing Opportunities	City of Scottsbluff, Scotts Bluff County	Down Payment Assistance with Rehab	Homebuyer	U/N	\$400,000	\$50,000	13%	\$50,000	13%	\$500,000	5	100%	N/A	3.9	\$909,030
CD3	17-TFHP-32007	Central Nebraska Economic Development	Ainsworth, Broken Bow, Burwell, O'Neill, Stuart, Valentine in Brown, Custer, Garfield, Holt, and Cherry Counties	Down Payment Assistance with Rehab	Homebuyer	U/N	\$189,000	\$18,900	10%	\$409,750	217%	\$617,650	6	100%	N/A	4.8	\$1,122,925
CD3	17-TFHP-33024	Southwest Nebraska Community Betterment Corp.	Perkins, Hayes, Hitchcock, Dundy, Chase Counties	Down Payment Assistance	Homebuyer	U/N	\$184,800	\$20,750	11%	\$4,000	2%	\$209,550	8	100%	N/A	1.6	\$380,974
CD3	17-TFHP-33026	Lincoln County Community Development Corp.	City of North Platte, Lincoln County	New Construction with Down Payment Assistance	Homebuyer	U/N	\$359,500	\$47,000	13%	\$130,000	36%	\$536,500	3	100%	N/A	4.2	\$975,389
CD3	17-TFHP-36017	Blue Valley Community Action	Butler, Fillmore, Gage, Jefferson, Polk, Saline, Seward, Thayer, and York Counties	Down Payment Assistance with Rehab	Homebuyer	U/N	\$375,000	\$37,500	10%	\$6,000	2%	\$418,500	12	100%	N/A	3.3	\$760,858
CD2	17-TFHO-27016	Omaha-Council Bluffs Metropolitan Area Planning Agency	Valley and Waterloo, Douglas County	Owner Occupied Rehab	Homeowner	U/N	\$315,000	\$37,500	12%	\$0	0%	\$352,500	10	100%	N/A	2.8	\$640,866

Congress- ional District	Application Awarded	Organization Awarded	Project Location	Project Description	Project Summary	Grant Amount Requested	Amount Awarded	Amount of Cash Match	Percent of Cash Match	Amount Leveraged	Percent of Leverage	Total Project Cost	# of Units	Occupancy Rate	Expected Monthly Rent	Employment Generated	Community Investment
CD2	17-TFHO-27074	Habitat for Humanity of Omaha, Inc.	Omaha and Waterloo in Douglas County; Blair in Washington County; and Tekamah in Burt County	Owner Occupied Rehab	Homeowner	U/N	\$450,000	\$100,000	22%	\$164,360	37%	\$714,360	30	100%	N/A	5.6	\$1,298,749
CD3	17-TFHO-35061	CORE Development, Inc.	Brunswick, Ewing, Chambers, Elgin, Oakdale, Page, Orchard, Royal, Neligh, Clearwater, Inman, Antelope County in Holt County	Owner Occupied Rehab	Homeowner	U/N	\$240,660	\$25,000	10%	\$100,000	42%	\$365,660	7	100%	N/A	2.9	\$664,792
CD1	17-TFRH-15050	City of Madison	City of Madison, Madison County	Rental Rehab	Rental	U/N	\$500,000	\$51,000	10%	\$412,000	82%	\$963,000	12	93%	\$7,781	7.5	\$1,750,792
CD2	17-TFRH-27053	Holy Name Housing Corporation	City of Omaha, Douglas County	Rental New Construction	Rental	U/N	\$495,172	\$149,000	30%	\$460,000	93%	\$1,104,172	5	93%	\$4,836	8.6	\$2,007,451
CD3	17-TFRH-31011	Western Nebraska Housing Opportunities	City of Scottsbluff, Scotts Bluff County	Rental Rehab	Rental	U/N	\$500,000	\$50,000	10%	\$139,000	28%	\$689,000	10	93%	\$10,010	5.4	\$1,252,643
CD3	17-TFRH-32006	Village of Arcadia	Village of Arcadia, Valley County	Rental New Construction	Rental	U/N	\$192,925	\$135,000	70%	\$3,500	2%	\$331,425	2	93%	\$902	2.6	\$602,551
CD3	17-TFRH-32014	Village of Stuart	Village of Stuart, Holt County	Rental New Construction	Rental	U/N	\$172,225	\$100,000	58%	\$0	0%	\$272,225	2	93%	\$791	2.1	\$494,921
CD3	17-TFRH-34015	Housing Authority of the City of St. Paul	City of St. Paul, Howard County	Rental Rehab	Rental	U/N	\$200,000	\$20,000	10%	\$0	0%	\$220,000	18	93%	\$6,294	1.7	\$399,973
CD1	17-TFTA-15030	Three Rivers Housing Dev. Corp.	Arlington , Blair, Ft. Calhoun, Herman, Kennard in Washington Co. Bancroft, Beemer, West Point & Wisner in Cuming County; Craig, Decatur, Lyons, Oakland, Tekamah in Burt County; Dodge, Hooper, Fremont, Nickerson, North Bend, Scribner in Dodge County	Technical Assistance	Non-Profit Operating	U/N	\$40,000	\$4,000	10%	\$2,000	5%	\$46,000	0	N/A	N/A	0.4	\$83,631
CD2	17-TFTA-27029	Holy Name Housing Corp.	City of Omaha, Douglas County	Technical Assistance	Non-Profit Operating	U/N	\$40,000	\$524,000	1310%	\$1,019,253	2548%	\$1,583,253	0	N/A	N/A	12.4	\$2,878,449
CD3	17-TFTA-31001	High Plains Community Development Corp.	Chardon, Dawes County; Alliance & Hemingford, Box Butte County; Gordon, Rushville, Hay Springs, Sheridan County; Harrison, Sioux County	Technical Assistance	Non-Profit Operating	U/N	\$40,000	\$16,500	41%	\$25,675	64%	\$82,175	0	N/A	N/A	0.6	\$149,399

Congress- ional District	Application Awarded	Organization Awarded	Project Location	Project Description	Project Summary	Grant Amount Requested	Amount Awarded	Amount of Cash Match	Percent of Cash Match	Amount Leveraged	Percent of Leverage	Total Project Cost	# of Units	Occupancy Rate	Expected Monthly Rent	Employment Generated	Community Investment
CD3	17-TFTA-32008	Central Nebraska Economic Development	Blain, Boyd, Brown, Cherry, Custer, Garfield, Greeley, Holt, Keya Paha, Loup, Rock, Sherman, Valley, and Wheeler Counties	Technical Assistance	Non-Profit Operating	U/N	\$40,000	\$20,000	50%	\$0	0%	\$60,000	0	N/A	N/A	0.5	\$109,084
CD3	17-TFTA-34020	Community Action Partnership of Mid- Nebraska	Buffalo, Franklin, Frontier, Furnas, Gosper, Harlan, Kearney, Phelps, and Red Willow Counties	Technical Assistance	Non-Profit Operating	U/N	\$40,000	\$4,000	10%	\$0	0%	\$44,000	0	N/A	N/A	0.3	\$79,995
CD3	17-TFTA-36018	Blue Valley Community Action	Butler, Fillmore, Gage, Jefferson, Polk, Saline, Seward, Thayer, and York Counties	Technical Assistance	Non-Profit Operating	U/N	\$40,000	\$10,000	25%	\$0	0%	\$50,000	0	N/A	N/A	0.4	\$90,903
CD3	17-TFTA-36044	Southeast Nebraska Community Action Partnership, Inc.	Cass, Johnson, Nemaha, Otoe, Pawnee, Richardson, and Sarpy Counties	Technical Assistance	Non-Profit Operating	U/N	\$40,000	\$4,000	10%	\$0	0%	\$44,000	0	N/A	N/A	0.3	\$79,995
CD1	18-TFHP-15010	Three Rivers Housing Dev. Corp.	City of Tekamah	New Construction w/Down Payment Assistance & Demolition	Homebuyer	U/N	\$487,500	\$48,750	10%	\$456,000	94%	\$992,250	3	100%	N/A	7.8	\$1,803,970
CD1	18-TFHP-15020	NeighborWorks Northeast	Madison, Platte, Colfax, Cuming, Pierce, Stanton and Wayne Counties	Purchase / Rehab / Resale	Homebuyer	U/N	\$800,000	\$95,000	12%	\$2,299,000	287%	\$3,194,000	19	100%	N/A	25.0	\$5,806,884
CD1	18-TFHP-18028	NeighborWorks Lincoln, Inc.	City of Lincoln, Lancaster County	New Construction w/Down Payment Assistance	Homebuyer	U/N	\$506,000	\$50,600	10%	\$444,000	88%	\$1,000,600	4	100%	N/A	7.8	\$1,819,151
CD1	18-TFHP-18029	NeighborWorks Lincoln, Inc.	City of Lincoln, Lancaster County	New Construction with Down Payment Assistance	Homebuyer	U/N	\$500,000	\$50,000	10%	\$248,500	50%	\$798,500	3	100%	N/A	6.3	\$1,451,721
CD1	18-TFHP-18030	NeighborWorks Lincoln, Inc.	City of Lincoln, Lancaster County	Down Payment Assistance with Rehab	Homebuyer	U/N	\$400,000	\$40,000	10%	\$21,500	5%	\$461,500	16	100%	N/A	3.6	\$839,035
CD1	18-TFHP-18052	Nebraska Housing Resource	City of Lincoln, Lancaster County	Down Payment Assistance	Homebuyer	U/N	\$120,000	\$40,650	34%	\$0	0%	\$160,650	7	100%	N/A	1.3	\$292,071
CD1	18-TFHO-16040	Southeast Nebraska Community Action	Cass, Johnson, Nemaha, Otoe, Pawnee, Richardson, and Sarpy Counties	Owner Occupied Rehab	Homeowner	U/N	\$126,000	\$12,600	10%	\$0	0%	\$138,600	4	100%	N/A	1.1	\$251,983

Congress- ional District	Application Awarded	Organization Awarded	Project Location	Project Description	Project Summary	Grant Amount Requested	Amount Awarded	Amount of Cash Match	Percent of Cash Match	Amount Leveraged	Percent of Leverage	Total Project Cost	# of Units	Occupancy Rate	Expected Monthly Rent	Employment Generated	Community Investment
CD2	18-TFHP-27015	Habitat for Humanity of Omaha, Inc.	Omaha and Waterloo in Douglas County; Blair in Washington County; and Tekamah in Burt County	New Construction	Homebuyer	U/N	\$593,750	\$400,000	67%	\$2,117,519	357%	\$3,111,269	19	100%	N/A	24.4	\$5,656,474
CD2	18-TFHP-27018	Habitat for Humanity of Omaha, Inc.	Omaha and Waterloo in Douglas County; Blair in Washington County; and Tekamah in Burt County	Purchase / Rehab / Resale	Homebuyer	U/N	\$500,000	\$300,000	60%	\$1,612,016	322%	\$2,412,016	16	100%	N/A	18.9	\$4,385,190
CD2	18-TFHO-27016	Habitat for Humanity of Omaha, Inc.	Omaha and Waterloo in Douglas County; Blair in Washington County; and Tekamah in Burt County	Owner Occupied Rehab	Homeowner	U/N	\$450,000	\$100,000	22%	\$105,110	23%	\$655,110	30	100%	N/A	5.1	\$1,191,029
CD2	18-TFRH-27008	Holy Name Housing Corporation	City of Omaha, Douglas County	Rental New Construction	Rental	U/N	\$500,000	\$185,750	37%	\$440,000	88%	\$1,125,750	5	93%	5125	8.8	\$2,046,681
CD3	18-TFHP-31001	High Plains Community Development Corp.	Alliance, Hemingford in Box Butte County; Chardron, Crawford in Dawes County; Gordon, Hay Springs, Rushville in Sioux County; Bayard, Bridgeport in Morrill County	Down Payment Assistance with Rehab	Homebuyer	U/N	\$123,000	\$32,000	26%	\$73,282	60%	\$228,282	18	100%	N/A	1.8	\$415,030
CD3	18-TFHP-33013	Lincoln County Community Development Corporation	Brady, Hershey, Maxwell, North Platte, Sutherland, Wallace and Wellfleet in Lincoln County	New Construction w/ Down Payment Assistance	Homebuyer	U/N	\$436,200	\$53,620	12%	\$389,285	89%	\$879,105	4	100%	N/A	6.9	\$1,598,266
CD3	18-TFHP-34011	Community Action Partnership of Mid-Nebraska	Cities and Villages in Buffalo County, including Amherst, Elm Creek, Gibbon, Kearney, Miller, Pleasanton, Ravenna, Riverdale and Shelton	Down Payment Assistance	Homebuyer	U/N	\$202,500	\$20,250	10%	\$1,661,485	820%	\$1,884,235	15	100%	N/A	14.7	\$3,425,652
CD3	18-TFHO-33022	Southwest Nebraska Community Betterment Corporation	Grant, Madrid, Elsie and Venango in Perkins County	Owner Occupied Rehab	Homeowner	U/N	\$252,000	\$27,250	11%	\$7,800	3%	\$287,050	8	100%	N/A	2.2	\$521,874
CD3	18-TFHO-33023	Southwest Nebraska Community Betterment Corporation	Hayes Center, Hamlet in Hayes County; Culbertson in Hitchcock County	Owner Occupied Rehab	Homeowner	U/N	\$252,000	\$27,250	11%	\$7,800	3%	\$287,050	8	100%	N/A	2.2	\$521,874
CD3	18-TFHO-34035	Housing Development Corporation	City of Grand Island	Owner Occupied Rehab	Homeowner	U/N	\$250,000	\$26,500	11%	\$0	0%	\$276,500	9	100%	N/A	2.2	\$502,694

Congress- ional District	Application Awarded	Organization Awarded	Project Location	Project Description	Project Summary	Grant Amount Requested	Amount Awarded	Amount of Cash Match	Percent of Cash Match	Amount Leveraged	Percent of Leverage	Total Project Cost	# of Units	Occupancy Rate	Expected Monthly Rent	Employment Generated	Community Investment
CD3	18-TFHO-36002	Blue Valley Community Action	Butler, Fillmore, Gage, Jefferson, Polk, Saline, Seward, Thayer, and York Counties	Owner Occupied Rehab	Homeowner	U/N	\$252,000	\$25,200	10%	\$0	0%	\$277,200	8	100%	N/A	2.2	\$503,966
CD3	18-TFRH-32003	City of Atkinson	City of Atkinson	Rental New Construction	Rental	U/N	\$295,000	\$111,000	38%	\$37,760	13%	\$443,760	2	93%	\$1,674	3.5	\$806,782
CD3	18-TFRH-35006	City of Bloomfield	City of Bloomfield	Rental New Construction	Rental	U/N	\$500,000	\$51,000	10%	\$658,800	132%	\$1,209,800	8	93%	\$7,168	9.5	\$2,199,489
CD1	18-TFTA-18031	NeighborWorks Lincoln, Inc.	Lincoln, Lancaster County	Technical Assistance	Non-Profit Operating	U/N	\$40,000	\$4,000	10%	\$0	0%	\$44,000	0	N/A	N/A	0.3	\$79,995
CD1	18-TFTA-18019	Nebraska Housing Developers Assocation	Statewide	Technical Assistance	Non-Profit Operating	U/N	\$40,000	\$4,000	10%	\$4,000	10%	\$48,000	0	N/A	N/A	0.4	\$87,267
CD2	18-TFTA-27017	Habitat for Humanity of Omaha, Inc.	Omaha and Waterloo in Douglas County; Blair in Washington County	Technical Assistance	Non-Profit Operating	U/N	\$40,000	\$100,000	250%	\$80,000	200%	\$220,000	0	N/A	N/A	1.7	\$399,973
CD3	18-TFTA-33012	Lincoln County Community Development Corporation	Brady, Hershey, Maxwell, North Platte, Sutherland, Wallace and Wellfleet in Lincoln County	Technical Assistance	Non-Profit Operating	U/N	\$40,000	\$4,000	10%	\$15,400	39%	\$59,400	0	N/A	N/A	0.5	\$107,993
CD3	18-TFTA-34021	South Central Economic Development District	Adams, Buffalo, Clay, Franklin, Hall, Hamilton, Harlan, Howard, Kearney, Merrick, Nuckolls, Phelps and Webster Counties	Technical Assistance	Non-Profit Operating	U/N	\$40,000	\$4,000	10%	\$0	0%	\$44,000	0	N/A	N/A	0.3	\$79,995
CD3	18-TFTA-34033	Housing Development Corporation	Adams, Clay, Hall and Webster Counties	Technical Assistance	Non-Profit Operating	U/N	\$40,000	\$4,000	10%	\$0	0%	\$44,000	0	N/A	N/A	0.3	\$79,995
CD3	18-TFTA-35038	Wayne Community Housing Development Corporation	Burt, Cuming, Dodge, Thurston, Washington and Wayne Counties	Technical Assistance	Non-Profit Operating	U/N	\$40,000	\$40,000	100%	\$46,000	115%	\$126,000	0	N/A	N/A	1.0	\$229,076
CD3	18-TFTA-35047	Northeast Housing Initiative, Inc.	Cedar, Dakota, Dixon, Knox, Pierce and Antelope Counties	Technical Assistance	Non-Profit Operating	U/N	\$40,000	\$20,000	50%	\$36,000	90%	\$96,000	0	N/A	N/A	0.8	\$174,534
CD2	17-OERH-20102	Nebraska Urban Indian Health Coalition	City of Omaha, Douglas County	Rental New Construction	Rental	U/N	\$180,265	\$7,337,140	4070%	\$0	0%	\$7,517,405	44	93%	\$23,785	58.8	\$13,667,093

Congress- ional District	Application Awarded	Organization Awarded	Project Location	Project Description	Project Summary	Grant Amount Requested	Amount Awarded	Amount of Cash Match	Percent of Cash Match	Amount Leveraged	Percent of Leverage	Total Project Cost	# of Units	Occupancy Rate	Expected Monthly Rent	Employment Generated	Community Investment
CD1	17-TFTA-15030	Three Rivers Housing Dev. Corp.	Arlington, Blair, Ft. Calhoun, Herman, Kennard in Washington Co. Bancroft, Beemer, West Point & Wisner in Cuming County; Craig, Decatur, Lyons, Oakland, Tekamah in Burt County; Dodge, Hooper, Fremont, Nickerson, North Bend, Scribner in Dodge County	Technical Assistance	Non-Profit Operating	U/N	\$40,000	\$4,000	10%	\$2,000	5%	\$46,000	0	N/A	N/A	0.4	\$83,631
CD2	17-TFTA-27029	Holy Name Housing Corp.	City of Omaha, Douglas County	Technical Assistance	Non-Profit Operating	U/N	\$40,000	\$524,000	1310%	\$1,019,253	2548%	\$1,583,253	0	N/A	N/A	12.4	\$2,878,449
CD3	17-TFTA-31001	High Plains Community Development Corp.	Chadron, Dawes County; Alliance & Hemingford, Box Butte County; Gordon, Rushville, Hay Springs, Sheridan County; Harrison, Sioux County	Technical Assistance	Non-Profit Operating	U/N	\$40,000	\$16,500	41%	\$25,675	64%	\$82,175	0	N/A	N/A	0.6	\$149,399
CD3	17-TFTA-32008	Central Nebraska Economic Development	Blaine, Boyd, Brown, Cherry, Custer, Garfield, Greeley, Holt, Keya Paha, Loup, Rock, Sherman, Valley, and Wheeler Counties	Technical Assistance	Non-Profit Operating	U/N	\$40,000	\$20,000	50%	\$0	0%	\$60,000	0	N/A	N/A	0.5	\$109,084
CD3	17-TFTA-34020	Community Action Partnership of Mid- Nebraska	Buffalo, Franklin, Frontier, Furnas, Gosper, Harlan, Kearney, Phelps, and Red Willow Counties	Technical Assistance	Non-Profit Operating	U/N	\$40,000	\$4,000	10%	\$0	0%	\$44,000	0	N/A	N/A	0.3	\$79,995
CD3	17-TFTA-36018	Blue Valley Community Action	Butler, Fillmore, Gage, Jefferson, Polk, Saline, Seward, Thayer, and York Counties	Technical Assistance	Non-Profit Operating	U/N	\$40,000	\$10,000	25%	\$0	0%	\$50,000	0	N/A	N/A	0.4	\$90,903
CD3	17-TFTA-36044	Southeast Nebraska Community Action Partnership, Inc.	Cass, Johnson, Nemaha, Otoe, Pawnee, Richardson, and Sarpy Counties	Technical Assistance	Non-Profit Operating	U/N	\$40,000	\$4,000	10%	\$0	0%	\$44,000	0	N/A	N/A	0.3	\$79,995
CD1	18-TFHP-15010	Three Rivers Housing Dev. Corp.	City of Tekamah	New Construction w/Down Payment Assistance & Demolition	Homebuyer	U/N	\$487,500	\$48,750	10%	\$456,000	94%	\$992,250	3	100%	N/A	7.8	\$1,803,970

Congress- ional District	Application Awarded	Organization Awarded	Project Location	Project Description	Project Summary	Grant Amount Requested	Amount Awarded	Amount of Cash Match	Percent of Cash Match	Amount Leveraged	Percent of Leverage	Total Project Cost	# of Units	Occupancy Rate	Expected Monthly Rent	Employment Generated	Community Investment
CD3	17-TFTA-36018	Blue Valley Community Action	Butler, Fillmore, Gage, Jefferson, Polk, Saline, Seward, Thayer, and York Counties	Technical Assistance	Non-Profit Operating	U/N	\$40,000	\$10,000	25%	\$0	0%	\$50,000	0	N/A	N/A	0.4	\$90,903
CD3	17-TFTA-36044	Southeast Nebraska Community Action Partnership, Inc.	Cass, Johnson, Nemaha, Otoe, Pawnee, Richardson, and Sarpy Counties	Technical Assistance	Non-Profit Operating	U/N	\$40,000	\$4,000	10%	\$0	0%	\$44,000	0	N/A	N/A	0.3	\$79,995
CD1	18-TFHP-15010	Three Rivers Housing Dev. Corp.	City of Tekamah	New Construction w/Down Payment Assistance & Demolition	Homebuyer	U/N	\$487,500	\$48,750	10%	\$456,000	94%	\$992,250	3	100%	N/A	7.8	\$1,803,970
CD1	18-TFHP-15020	NeighborWorks Northeast	Madison, Platte, Colfax, Cuming, Pierce, Stanton and Wayne Counties	Purchase / Rehab / Resale	Homebuyer	U/N	\$800,000	\$95,000	12%	\$2,299,000	287%	\$3,194,000	19	100%	N/A	25.0	\$5,806,884
CD1	18-TFHP-18028	NeighborWorks Lincoln, Inc.	City of Lincoln, Lancaster County	New Construction w/Down Payment	Homebuyer	U/N	\$506,000	\$50,600	10%	\$444,000	88%	\$1,000,600	4	100%	N/A	7.8	\$1,819,151
CD1	18-TFHP-18029	NeighborWorks Lincoln, Inc.	City of Lincoln, Lancaster County	New Construction with Down Payment Assistance	Homebuyer	U/N	\$500,000	\$50,000	10%	\$248,500	50%	\$798,500	3	100%	N/A	6.3	\$1,451,721
CD1	18-TFHP-18030	NeighborWorks Lincoln, Inc.	City of Lincoln, Lancaster County	Down Payment Assistance with Rehab	Homebuyer	U/N	\$400,000	\$40,000	10%	\$21,500	5%	\$461,500	16	100%	N/A	3.6	\$839,035
CD1	18-TFHP-18052	Nebraska Housing Resource	City of Lincoln, Lancaster County	Down Payment Assistance	Homebuyer	U/N	\$120,000	\$40,650	34%	\$0	0%	\$160,650	7	100%	N/A	1.3	\$292,071
CD1	18-TFHO-16040	Southeast Nebraska Community Action	Cass, Johnson, Nemaha, Otoe, Pawnee, Richardson, and Sarpy Counties	Owner Occupied Rehab	Homeowner	U/N	\$126,000	\$12,600	10%	\$0	0%	\$138,600	4	100%	N/A	1.1	\$251,983
CD2	18-TFHP-27015	Habitat for Humanity of Omaha, Inc.	Omaha and Waterloo in Douglas County; Blair in Washington County; and Tekamah in Burt County	New Construction	Homebuyer	U/N	\$593,750	\$400,000	67%	\$2,117,519	357%	\$3,111,269	19	100%	N/A	24.4	\$5,656,474
CD2	18-TFHP-27018	Habitat for Humanity of Omaha, Inc.	Omaha and Waterloo in Douglas County; Blair in Washington County; and Tekamah in Burt County	Purchase / Rehab / Resale	Homebuyer	U/N	\$500,000	\$300,000	60%	\$1,612,016	322%	\$2,412,016	16	100%	N/A	18.9	\$4,385,190

Congress- ional District	Application Awarded	Organization Awarded	Project Location	Project Description	Project Summary	Grant Amount Requested	Amount Awarded	Amount of Cash Match	Percent of Cash Match	Amount Leveraged	Percent of Leverage	Total Project Cost	# of Units	Occupancy Rate	Expected Monthly Rent	Employment Generated	Community Investment
CD2	18-TFHO-27016	Habitat for Humanity of Omaha, Inc.	Omaha and Waterloo in Douglas County; Blair in Washington County; and Tekamah in Burt County	Owner Occupied Rehab	Homeowner	U/N	\$450,000	\$100,000	22%	\$105,110	23%	\$655,110	30	100%	N/A	5.1	\$1,191,029
CD2	18-TFRH-27008	Holy Name Housing Corporation	City of Omaha, Douglas County	Rental New Construction	Rental	U/N	\$500,000	\$185,750	37%	\$440,000	88%	\$1,125,750	5	93%	\$5,125	8.8	\$2,046,681
CD3	18-TFHP-31001	High Plains Community Development Corp.	Alliance, Hemingford in Box Butte County; Chardron, Crawford in Dawes County; Gordon, Hay Springs, Rushville in Sioux County; Bayard, Bridgeport in Morrill County	Down Payment Assistance with Rehab	Homebuyer	U/N	\$123,000	\$32,000	26%	\$73,282	60%	\$228,282	18	100%	N/A	1.8	\$415,030
CD3	18-TFHP-33013	Lincoln County Community Development Corporation	Brady, Hershey, Maxwell, North Platte, Sutherland, Wallace and Wellfleet in Lincoln County	New Construction w/ Down Payment Assistance	Homebuyer	U/N	\$436,200	\$53,620	12%	\$389,285	89%	\$879,105	4	100%	N/A	6.9	\$1,598,266
CD3	18-TFHP-34011	Community Action Partnership of Mid- Nebraska	Cities and Villages in Buffalo County, including Amherst, Elm Creek, Gibbon, Kearney, Miller, Pleasanton, Ravenna, Riverdale and Shelton	Down Payment Assistance	Homebuyer	U/N	\$202,500	\$20,250	10%	\$1,661,485	820%	\$1,884,235	15	100%	N/A	14.7	\$3,425,652
CD3	18-TFHO-33022	Southwest Nebraska Community Betterment Corporation	Grant, Madrid, Elsie and Venango in Perkins County	Owner Occupied Rehab	Homeowner	U/N	\$252,000	\$27,250	11%	\$7,800	3%	\$287,050	8	100%	N/A	2.2	\$521,874
CD3	18-TFHO-33023	Southwest Nebraska Community Betterment Corporation	Hayes Center, Hamlet in Hayes County; Culbertson in Hitchcock County	Owner Occupied Rehab	Homeowner	U/N	\$252,000	\$27,250	11%	\$7,800	3%	\$287,050	8	100%	N/A	2.2	\$521,874
CD3	18-TFHO-34035	Housing Development Corporation	City of Grand Island	Owner Occupied Rehab	Homeowner	U/N	\$250,000	\$26,500	11%	\$0	0%	\$276,500	9	100%	N/A	2.2	\$502,694
CD3	18-TFHO-36002	Blue Valley Community Action	Butler, Fillmore, Gage, Jefferson, Polk, Saline, Seward, Thayer, and York Counties	Owner Occupied Rehab	Homeowner	U/N	\$252,000	\$25,200	10%	\$0	0%	\$277,200	8	100%	N/A	2.2	\$503,966
CD3	18-TFRH-32003	City of Atkinson	City of Atkinson	Rental New Construction	Rental	U/N	\$295,000	\$111,000	38%	\$37,760	13%	\$443,760	2	93%	\$1,674	3.5	\$806,782
CD3	18-TFRH-35006	City of Bloomfield	City of Bloomfield	Rental New Construction	Rental	U/N	\$500,000	\$51,000	10%	\$658,800	132%	\$1,209,800	8	93%	\$7,168	9.5	\$2,199,489

Congress- ional District	Application Awarded	Organization Awarded	Project Location	Project Description	Project Summary	Grant Amount Requested	Amount Awarded	Amount of Cash Match	Percent of Cash Match	Amount Leveraged	Percent of Leverage	Total Project Cost	# of Units	Occupancy Rate	Expected Monthly Rent	Employment Generated	Community Investment
CD1	18-TFTA-18031	NeighborWorks Lincoln, Inc.	Lincoln, Lancaster County	Technical Assistance	Non-Profit Operating	U/N	\$40,000	\$4,000	10%	\$0	0%	\$44,000	0	N/A	N/A	0.3	\$79,995
CD1	18-TFTA-18019	Nebraska Housing Developers Association	Statewide	Technical Assistance	Non-Profit Operating	U/N	\$40,000	\$4,000	10%	\$4,000	10%	\$48,000	0	N/A	N/A	0.4	\$87,267
CD2	18-TFTA-27017	Habitat for Humanity of Omaha, Inc.	Omaha and Waterloo in Douglas County; Blair in Washington County	Technical Assistance	Non-Profit Operating	U/N	\$40,000	\$100,000	250%	\$80,000	200%	\$220,000	0	N/A	N/A	1.7	\$399,973
CD3	18-TFTA-33012	Lincoln County Community Development Corporation	Brady, Hershey, Maxwell, North Platte, Sutherland, Wallace and Wellfleet in Lincoln County	Technical Assistance	Non-Profit Operating	U/N	\$40,000	\$4,000	10%	\$15,400	39%	\$59,400	0	N/A	N/A	0.5	\$107,993
CD3	18-TFTA-34021	South Central Economic Development District	Adams, Buffalo, Clay, Franklin, Hall, Hamilton, Harlan, Howard, Kearney, Merrick, Nuckolls, Phelps and Webster Counties	Technical Assistance	Non-Profit Operating	U/N	\$40,000	\$4,000	10%	\$0	0%	\$44,000	0	N/A	N/A	0.3	\$79,995
CD3	18-TFTA-34033	Housing Development Corporation	Adams, Clay, Hall and Webster Counties	Technical Assistance	Non-Profit Operating	U/N	\$40,000	\$4,000	10%	\$0	0%	\$44,000	0	N/A	N/A	0.3	\$79,995
CD3	18-TFTA-35038	Wayne Community Housing Development Corporation	Burt, Cuming, Dodge, Thurston, Washington and Wayne Counties	Technical Assistance	Non-Profit Operating	U/N	\$40,000	\$40,000	100%	\$46,000	115%	\$126,000	0	N/A	N/A	1.0	\$229,076
CD3	18-TFTA-35047	Northeast Housing Initiative, Inc.	Cedar, Dakota, Dixon, Knox, Pierce and Antelope Counties	Technical Assistance	Non-Profit Operating	U/N	\$40,000	\$20,000	50%	\$36,000	90%	\$96,000	0	N/A	N/A	0.8	\$174,534
CD2	17-OERH- 20102	Nebraska Urban Indian Health Coalition	City of Omaha, Douglas County	Rental New Construction	Rental	U/N	\$180,265	\$7,337,140	4070%	\$0	0%	\$7,517,405	44	93%	\$23,785	58.8	\$13,667,093
CD3	18-TFHP-33090	McCook Economic Development Corporation	McCook in Red Willow County; Benkelman in Dundy County; and Cambridge in Furnas County	Single Family New Construction Homebuyer	Homebuyer	\$501,500	\$405,600	\$70,000	17%	\$106,789	26%	\$582,389	2	100%	N/A	4.6	\$1,058,818
CD3	18-TFHP-34091	City of Superior	Superior in Nuckolls County	New Construction w/ Down Payment Assistance	Homebuyer	\$500,000	\$500,000	\$56,000	11%	\$0	0%	\$556,000	6	100%	N/A	4.4	\$1,010,841
CD1	18-TFRH-10086	Housing Foundation for Sarpy County	Bellevue in Sarpy County	Rental New Construction	Rental	\$500,000	\$500,000	\$9,079,568	1816%	\$0	0%	\$9,579,568	75	93%	\$74,016	75.0	\$17,416,229

Congress- ional District	Application Awarded	Organization Awarded	Project Location	Project Description	Project Summary	Grant Amount Requested	Amount Awarded	Amount of Cash Match	Percent of Cash Match	Amount Leveraged	Percent of Leverage	Total Project Cost	# of Units	Occupancy Rate	Expected Monthly Rent	Employment Generated	Community Investment
CD1	18-TFRH-17089	Omaha-Council Bluffs Metropolitan Area Planning Agency Foundation	Blair in Washington County	Multi-Family Rehabilitation, Adaptive Reuse, Conversion	Rental	\$500,000	\$450,000	\$50,000	11%	\$0	0%	\$500,000	12	93%	\$8,928	3.9	\$909,030
CD2	18-TFRH-20088	Holy Name Housing Corp	Omaha in Douglas County	Rental New Construction	Rental	\$500,000	\$500,000	\$3,968,167	794%		0%	\$4,468,167	20	93%	\$13,457	35.0	\$8,123,396
CD1	19-TFDR-15092	Greater Fremont Development Foundation	Dodge County	Housing Rehabilitation, Down Payment Assistance and Demolition	Homeowner & Homebuyer	\$500,000	\$500,000	\$50,000	10%	0%	0%	\$550,000	17	100%	N/A	4.3	\$999,933
CD3	19-TFDR-15094	Pierce County	Pierce County	Housing Rehabilitation, Down Payment Assistance and Demolition	Homeowner & Homebuyer	\$500,000	\$500,000	\$50,000	10%	\$0	0%	\$550,000	17	100%	N/A	4.3	\$999,933
CD1	19-TFDR-16090	Growing Regional Economic Activity Today	Nebraska City in Otoe County	New Construction with Down Payment Assistance	Homebuyer	\$500,000	\$500,000	\$50,000	10%	\$0	0%	\$550,000	4	100%	N/A	4.3	\$999,933
CD1	19-TFDR-16093	City of Peru	Peru in Nemaha County	Purchase/ Rehabilitation/ Resale with Down Payment Assistance	Homebuyer	\$500,000	\$500,000	\$50,000	10%	\$0	0%	\$550,000	4	100%	N/A	4.3	\$999,933
CD3	19-TFDR-32088	Village of Lynch	Lynch in Boyd County	Single Family Rental New Construction, Housing Rehabilitation and Demolition	Homeowner & Rental	\$500,000	\$500,000	\$75,000	15%	\$0	0%	\$575,000	9	100%	\$976	4.5	\$1,045,385
CD3	19-TFDR-34089	City of Wood River	Wood River in Hall County	Housing Rehabilitation	Homeowner & Rental	\$500,000	\$500,000	\$50,000	10%	\$0	0%	\$550,000	13	100% & 93%	U/N	4.3	\$999,933
CD1	19-TFHO-16019	City of Stromsburg	Polk County	Owner Occupied Rehabilitation	Homeowner	\$504,000	\$500,000	\$50,400	10%	\$0	0%	\$550,400	18	100%	N/A	4.3	\$1,000,660
CD1	19-TFHO-16054	City of Ashland	Saunders County	Owner Occupied Rehabilitation	Homeowner	\$504,000	\$500,000	\$56,700	11%	\$0	0%	\$556,700	18	100%	N/A	4.4	\$1,012,114
CD1	19-TFHO-16065	City of Milford	Milford in Seward County	Owner Occupied Rehab	Homeowner	\$252,000	\$252,000	\$25,200	10%	\$0	0%	\$277,200	9	100%	N/A	2.2	\$503,966

Congress- ional District	Application Awarded	Organization Awarded	Project Location	Project Description	Project Summary	Grant Amount Requested	Amount Awarded	Amount of Cash Match	Percent of Cash Match	Amount Leveraged	Percent of Leverage	Total Project Cost	# of Units	Occupancy Rate	Expected Monthly Rent	Employment Generated	Community Investment
CD3	19-TFHO-33034	West Central Nebraska Development District	Grant, Hooker, Thomas, Arthur, McPherson, Logan, Keith, Perkins, Lincoln, Dawson, Chase, Hayes, Frontier, Gosper, Dundy, Hitchcock, Red Willow and Furnas Counties	Owner Occupied Rehab	Homeowner	\$484,500	\$484,500	\$51,000	11%	\$0	0%	\$535,500	17	100%	N/A	4.2	\$973,571
CD3	19-TFHO-34008	Village of Shelton	Shelton in Buffalo County	Owner Occupied Rehab	Homeowner	\$150,000	\$150,000	\$15,000	10%	\$0	0%	\$165,000	4	100%	N/A	1.3	\$299,980
CD1	19-TFHP-15062	Fremont Area Habitat for Humanity	Fremont in Dodge County	Owner Occupied Rehabilitation, New Construction with Down Payment Assistance and Demolition	Homeowner & Homebuyer	\$500,000	\$500,000	\$50,000	10%	\$103,000	21%	\$653,000	10	100%	N/A	5.1	\$1,187,193
CD1	19-TFHP-18063	Lincoln Lancaster County Habitat for Humanity	Lincoln, Communities in Lancaster and Seward Counties Nebraska	New Construction with Down Payment Assistance	Homebuyer	\$500,000	\$500,000	\$50,000	10%	\$1,784,000	357%	\$2,334,000	16	100%	N/A	18.3	\$4,243,352
CD2	19-TFHP-27069	Habitat for Humanity of Omaha, Inc.	Omaha in Douglas County	New Construction	Homebuyer	\$595,000	\$500,000	\$50,000	10%	\$2,356,120	471%	\$2,906,120	16	100%	N/A	22.7	\$5,283,501
CD2	19-TFHP-27071	Habitat for Humanity of Omaha, Inc.	Omaha in Douglas County	Purchase Rehab Resale	Homebuyer	\$500,000	\$500,000	\$50,000	10%	\$3,275,880	655%	\$3,825,880	16	100%	N/A	29.9	\$6,955,679
CD3	19-TFHP-31001	High Plains Community Development Corporation	Chadron in Dawes County	New Construction with Down Payment Assistance and Acquisition	Homebuyer	\$399,000	\$399,000	\$52,066	13%	\$52,512	13%	\$503,578	2	100%	N/A	3.9	\$915,535
CD3	19-TFHP-31020	Western Nebraska Housing Opportunities	Scottsbluff, Gering, Terrytown, Mitchell, Morrill, Lyman in Scotts Bulff County; Bayard and Bridgeport in Morrill County	Down Payment Assistance with Rehab	Homebuyer	\$246,250	\$246,250	\$25,000	10%	\$85,000	35%	\$356,250	50	100%	N/A	2.8	\$647,684
CD3	19-TFHP-32058	Custer Economic Development Corporation	Broken Bow in Custer County	New Construction with Down Payment Assistance	Homebuyer	\$500,000	\$500,000	\$52,500	11%	\$0	0%	\$552,500	3	100%	N/A	4.3	\$1,004,478

Congress- ional District	Application Awarded	Organization Awarded	Project Location	Project Description	Project Summary	Grant Amount Requested	Amount Awarded	Amount of Cash Match	Percent of Cash Match	Amount Leveraged	Percent of Leverage	Total Project Cost	# of Units	Occupancy Rate	Expected Monthly Rent	Employment Generated	Community Investment
CD3	19-TFHP-33016	Southwest Nebraska Community Betterment Corporation	Grant, Madrid, Venango, Elsie in Perkins County; Imperial, Lamar, Wauneta in Chase County; Hamlet, Hayes Center in Hayes County; Culbertson, Trenton, Stratton, Palisade in Hitchcock County; Benkelman, Haigler in Dundy County; and McCook in Red Willow County	Down Payment Assistance	Homebuyer	\$255,000	\$255,000	\$25,500	10%	\$5,740	2%	\$286,240	10	100%	N/A	2.2	\$520,401
CD3	19-TFHP-36002	Blue Valley Community Action	Fairbury in Jefferson County	Purchase Rehab/Lease Resale	Homebuyer	\$500,000	\$500,000	\$50,000	10%	\$0	0%	\$550,000	4	100%	N/A	4.3	\$999,933
CD3	19-TFHP-36025	Southeast Nebraska Community Action Council Action Partnership, Inc.	Cass, Johnson, Nemaha, Otoe, Pawnee, Richardson, and Sarpy Counties	Down Payment Assistance with Rehab	Homebuyer	\$225,000	\$225,000	\$22,500	10%	\$0	0%	\$247,500	6	100%	N/A	1.9	\$449,970
CD2	19-TFRH-27038	Holy Name Housing Corporation	Omaha in Douglas County	Single Family Rental New Construction	Rental	\$500,000	\$500,000	\$50,000	10%	\$275,043	55%	\$825,043	3	93%	2715	6.5	\$1,499,978
CD2	19-TFRH-27039	Holy Name Housing Corporation	Omaha in Douglas County	Single Family Rental New Construction	Rental	\$500,000	\$500,000	\$90,000	18%	\$778,793	156%	\$1,368,793	5	93%	4510	10.7	\$2,488,548
CD3	19-TFRH-33047	Lincoln County Community Development Corporation	North Platte in Lincoln County	Single Family Rental New Construction	Rental	\$440,000	\$440,000	\$60,000	14%	\$40,000	9%	\$540,000	4	93%	2105	4.2	\$981,752
CD1	19-TFTA-18013	South of Downtown Community Development Organization	Lincoln in Lancaster County	Nonprofit Technical Assistance	Non-Profit Operating	\$40,000	\$40,000	\$4,000	10%	\$9,936	25%	\$53,936	0	N/A	N/A	0.4	\$98,059
CD2	19-TFTA-27036	Holy Name Housing Corporation	Omaha in Douglas County	Nonprofit Technical Assistance	Non-Profit Operating	\$40,000	\$40,000	\$4,000	10%	\$0	0%	\$44,000	0	N/A	N/A	0.3	\$79,995

Congress- ional District	Application Awarded	Organization Awarded	Project Location	Project Description	Project Summary	Grant Amount Requested	Amount Awarded	Amount of Cash Match	Percent of Cash Match	Amount Leveraged	Percent of Leverage	Total Project Cost	# of Units	Occupancy Rate	Expected Monthly Rent	Employment Generated	Community Investment
CD3	19-TFTA-33015	Southwest Nebraska Community Betterment Corporation	Grant, Madrid, Venango, Elsie in Perkins County; Imperial, Lamar, Wauneta in Chase County; Hamlet, Hayes Center in Hayes County; Culbertson, Trenton, Stratton, Palisade in Hitchcock County; Benkelman, Haigler in Dundy County; and McCook in Red Willow County	Nonprofit Technical Assistance	Non-Profit Operating	\$40,000	\$40,000	\$4,500	11%	\$4,000	10%	\$48,500	0	N/A	N/A	0.4	\$88,176



Congress- ional District	Application Awarded	Organization Awarded	Project Location	Project Description	Project Summary	Grant Amount Requested	Amount Awarded	Amount of Cash Match	Percent of Cash Match	Amount Leveraged	Percent of Leverage	Total Project Cost	# of Units	Occupancy Rate	Expected Monthly Rent	Employment Generated	Community Investment
CD 1	20-TFRH-15005	City of Norfolk	Norfolk in Madison County	Conversion	Rental	\$500,000	\$500,000	\$50,000	10%	\$734,115	147%	\$1,284,115	9		\$7,727	11.4	\$2,444,230
CD 2	20-TFRH-27013	Holy Name Housing Corporation	Omaha in Douglas County	New Construction	Rental	\$500,000	\$500,000	\$0	0%	\$372,480	74%	\$872,480	3		\$3,000	7.8	\$1,660,709
CD 2	20-TFHP-27010	Habitat for Humanity of Omaha, Inc.	Omaha in Douglas County	New Construction	Homebuyer	\$500,000	\$500,000	\$400,000	80%	\$1,486,880	297%	\$2,386,880	12		N/A	21.2	\$4,543,272
CD 2	20-TFRH-27014	Holy Name Housing Corporation	Douglas County	New Construction	Rental	\$500,000	\$500,000	\$0	0%	\$372,480	74%	\$872,480	3		\$3,000	7.8	\$1,660,709
CD 3	20-TFHP-33022	Southwest Nebraska Community Betterment Corporation	Chase, Dundy, Hayes, Hitchcock and Perkins County; McCook in Red Willow County	Homebuyer Assistance with Rehabilitation	Homebuyer	\$300,000	\$300,000	\$15,000	5%		2%	\$320,456	8		N/A	2.9	\$609,967
CD 1	20-TFHP-18007	NeighborWorks Lincoln	Lincoln in Lancaster County	Homebuyer Assistance Rehabilitation	Homebuyer	\$500,000	\$500,000	\$40,900	8%	\$0	0%	\$540,900	22		N/A	4.8	\$1,029,568
CD 3	20-TFHO-32025	City of Sargent, Nebraska	Sargent in Custer County	Rehabilitation	Homeowner	\$315,000	\$315,000	\$0	0%	\$0	0%	\$315,000	10		N/A	2.8	\$599,582
CD 3	20-TFHO-32026	Village of North Loup	North Loup in Valley County	Rehabilitation	Homeowner	\$252,000	\$252,000	\$0	0%	\$0	0%	\$252,000	8		N/A	2.2	\$479,666
CD 3	20-TFRH-32027	City of Bassett, Nebraska	Bassett in Rock County	Acquisition, Demolition, Site Improvements and New Construction	Rental	\$299,998	\$299,998	\$104,000	35%	\$46,290	15%	\$450,288	2		\$1,400	4.0	\$857,094
CD 1	20-TFHP-17006	City of Columbus	Columbus in Platte County	Homebuyer Assistance	Homebuyer	\$500,000	\$500,000	\$50,000	10%	\$0	0%	\$550,000	16		N/A	4.9	\$1,046,889
CD 2	20-TFHP-27015	New Community Development Corporation dba NeighborWorks Home Solutions	Omaha in Douglas County	Acquisition, Site Improvements and New Construction with Homebuyer Assistance	Homebuyer	\$300,000	\$300,000	\$20,000	7%	\$272,500	91%	\$592,500	2		N/A	5.3	\$1,127,785
CD 3	20-TFHP-34024	Community Action Partnership of Mid- Nebraska	Amherst, Elm Creek, Gibbon, Kearney, Miller, Pleasanton, Ravenna, Riverdale and Shelton in Buffalo County	Homebuyer Assistance	Homebuyer	\$200,000	\$200,000	\$20,000	10%	\$21,980	11%	\$241,980	20		N/A	2.2	\$460,593
CD 3	20-TFRH-31018	Twin Cities Development Association, Inc.	Gering in Scotts Bluff County	Conversion	Rental	\$600,000	\$500,000	\$285,000	57%	\$200,000	40%	\$985,000	14		\$8,816	8.8	\$1,874,884
CD 3	20-TFTA-33029	Keith County Housing Development Corporation	Keith County	Nonprofit Technical Assistance	Nonprofit Operating	\$40,000	\$40,000	\$5,000	13%	\$8,190	20%	\$53,190	N/A		N/A	0.5	\$101,244

Congress- ional District	Application Awarded	Organization Awarded	Project Location	Project Description	Project Summary	Grant Amount Requested	Amount Awarded	Amount of Cash Match	Percent of Cash Match	Amount Leveraged	Percent of Leverage	Total Project Cost	# of Units	Occupancy Rate	Expected Monthly Rent	Employment Generated	Community Investment
CD 1	20-TFHP-18002	NeighborWorks Lincoln	Lincoln in Lancaster County	New Construction with Homebuyer Assistance	Homebuyer	\$500,000	\$500,000	\$57,100	11%	\$640,000	128%	\$1,197,100	4		N/A	10.7	\$2,278,602
CD 2	20-TFHP-27012	Habitat for Humanity of Omaha, Inc.	Omaha in Douglas County	Purchase Rehab Resale	Homebuyer	\$500,000	\$500,000	\$0	0%	\$1,047,680	210%	\$1,547,680	12		N/A	13.8	\$2,945,909
CD 2	20-TFHO-27016	Habitat for Humanity of Omaha, Inc.	Burt, Cass, Douglas, Sarpy and Washington counties	Rehabilitation	Homeowner	\$500,000	\$500,000	\$40,000	8%	\$0	0%	\$540,000	34		N/A	4.8	\$1,027,855
CD 2	20-TFTA-27017	Habitat for Humanity of Omaha, Inc.	Burt, Douglas and Washington counties	Nonprofit Technical Assistance	Nonprofit Operating	\$40,000	\$40,000	\$40,000	100%	\$0	0%	\$80,000	N/A		N/A	0.7	\$152,275
CD 3	20-TFTA-34028	South Central Economic Development District, Inc.	Statewide	Nonprofit Technical Assistance	Nonprofit Operating	\$40,000	\$40,000	\$4,000	10%	\$0	0%	\$44,000	N/A		N/A	0.4	\$83,751
CD 1	20-TFHP-15001	NeighborWorks Northeast Nebraska	Colfax, Cuming, Madison, Pierce, Platte, Stanton and Wayne counties	Purchase Rehab Resale with Homebuyer Assistance	Homebuyer	\$500,000	\$500,000	\$500,000	100%	\$13,650	3%	\$1,013,650	13		N/A	9.0	\$1,929,417
CD 3	20-TFHO-36019	York County	Benedict, Bradshaw, Gresham, Henderson, Lushton, McCool Junction, Thayer, Waco, and York in York County	Rehabilitation	Homeowner	\$500,000	\$500,000	\$50,000	10%	\$0	0%	\$550,000	18		N/A	4.9	\$1,046,889
CD 1	20-TFTA-16009	Southeast Nebraska Affordable Housing Council (SENAHC)	Cass, Fillmore, Gage, Jefferson, Johnson, Nemaha, Otoe, Pawnee, Polk, Richardson, Saline, Saunders, Seward, Thayer and York counties	Nonprofit Technical Assistance	Nonprofit Operating	\$40,000	\$40,000	\$4,000	10%	\$0	0%	\$44,000	N/A		N/A	0.4	\$83,751
CD 3	20-TFHP-31021	High Plains Community Development Corporation, Inc.	Alliance and Hemingford in Box Butte County; Bayard and Bridgeport in Morrill County; Chadron and Crawford in Dawes County; Gordon, Hayes Springs and Rushville in Sheridan County; Harrison in Sioux County	Homebuyer Assistance	Homebuyer	\$184,500	\$184,500	\$13,000	7%	\$67,970	37%	\$265,470	30		N/A	2.4	\$505,305

Congress- ional District	Application Awarded	Organization Awarded	Project Location	Project Description	Project Summary	Grant Amount Requested	Amount Awarded	Amount of Cash Match	Percent of Cash Match	Amount Leveraged	Percent of Leverage	Total Project Cost	# of Units	Occupancy Rate	Expected Monthly Rent	Employment Generated	Community Investment
CD 1	20-TFRH-18003	South of Downtown Community Development Organization	Lincoln in Lancaster County	New Construction	Rental	\$500,000	\$500,000	\$165,000	33%	\$152,000	30%	\$817,000	4		\$3,100	7.3	\$1,555,107
CD 3	20-TFTA-35030	Wakefield Development Corporation	Antelope, Boone, Burt, Cedar, Cuming, Dakota, Dixon, Dodge, Holt, Knox, Madison, Nance, Pierce, Platte, Stanton, Thurston, Washington and Wayne counties	Nonprofit Technical Assistance	Nonprofit Operating	\$40,000	\$40,000	\$5,500	14%	\$16,000	40%	\$61,500	N/A		N/A	0.5	\$117,061
CD 2	20-TFRH-29011	Northern Ponca Housing Authority	Omaha in Douglas County	Demolition with New Construction	Rental	\$500,000	\$500,000	\$5,000,000	1000%	\$1,351,665	270%	\$6,851,665	20		\$1,765	61.0	\$13,041,701
CD 3	20-TFRH-35023	City of Plainview	Plainview in Pierce County	Acquisition and New Construction	Rental	\$452,000	\$452,000	\$275,000	61%	\$177,533	39%	\$904,533	4		\$4,252	8.0	\$1,721,720
CD 1	20-TFHP-15004	Northeast Economic Development, Inc.	Antelope, Boone, Burt, Cedar, Colfax, Cuming, Dixon, Dodge, Knox, Madison, Nance, Pierce, Platte, Stanton, Thurston and Wayne counties	Homebuyer Assistance	Homebuyer	\$288,000	\$288,000	\$72,000	25%	\$0	0%	\$360,000	10		N/A	3.2	\$685,237
Statewide	20-TFTA-47031	Midwest Housing Development, Inc.	Lyons, Oakland, and Tekamah	Nonprofit Technical Assistance	Nonprofit Operating	\$30,000	\$30,000	\$10,000	33%	\$30,000	100%	\$70,000	N/A		N/A	0.6	\$131,240
CD 1	20-TFTA-17008	Housing Foundation for Sarpy County	Sarpy County	Nonprofit Technical Assistance	Nonprofit Operating	\$40,000	\$40,000	\$35,000	88%	\$26,000	65%	\$101,000	N/A		N/A	0.9	\$192,247
CD 3	20-TFHP-33020	Lincoln County Community Development Corporation	North Platte in Lincoln County	Demolition with New Construction	Homebuyer	\$390,000	\$390,000	\$36,000	9%	\$200,000	51%	\$626,000	3		N/A	5.6	\$1,191,551

Congress- ional District	Application Awarded	Organization Awarded	Project Location	Project Description	Project Summary	Grant Amount Requested	Amount Awarded	Amount of Cash Match	Percent of Cash Match	Amount Leveraged	Percent of Leverage	Total Project Cost	# of Units	Occupancy Rate	Expected Monthly Rent	Employment Generated	Community Investment
CD 1	21-TFHO-16001	Cedar Bluffs Education Foundation	Cedar Bluffs	Rehabilitation	Homeowner	\$567,000	\$567,000	\$0	0%	\$0	0%	\$567,000	18	100%	N/A	3.9	\$977,970
CD 1	21-TFHO-16002	City of Syracuse	Syracuse	Rehabilitation	Homeowner	\$567,000	\$567,000	\$0	0%	\$0	0%	\$567,000	18	100%	N/A	3.9	\$977,970
CD 1	21-TFHP-15007	NeighborWorks Northeast Nebraska	Colfax, Cuming, Madison, Pierce, Platte, Stanton and Wayne counties	Purchase Rehab Resale with Homebuyer Assistance	Homebuyer	\$500,000	\$500,000	\$500,000	100%	\$13,650	3%	\$1,013,650	13	100%	N/A	7.0	\$1,748,359
CD 1	21-TFHP-15009	Three Rivers Housing Development Corporation	Craig, Decatur, Lyons, Oakland, Tekamah, and Burt counties	Purchase Rehab Resale with Homebuyer Assistance	Homebuyer	\$360,000	\$360,000	\$18,000	5%	\$90,000	25%	\$468,000	9	100%	N/A	3.3	\$807,213
CD 1	21-TFHP-17004	Habitat for Humanity of Omaha	Bellevue	Purchase Rehab Resale	Homebuyer	\$300,000	\$300,000	\$300,000	100%		172%	\$1,117,200	5	100%	N/A	7.8	\$1,926,963
CD 1	21-TFHP-18005	NeighborWorks Lincoln	City of Lincoln	Acquisition, Demolition, and New Construction	Homebuyer	\$500,000	\$500,000	\$57,100	11%	\$619,900	124%	\$1,177,000	4	100%	N/A	8.2	\$2,030,107
CD 1	21-TFHP-18006	NeighborWorks Lincoln	City of Lincoln	Homebuyer Assistance with Rehabilitation	Homebuyer	\$500,000	\$500,000	\$52,500	11%	\$0	0%	\$552,500	22	100%	N/A	3.8	\$952,960
CD 1	21-TFRH-18003	Good Neighbor Community Center	City of Lincoln	Site Improvements, Demolition, and New Construction, Rent-up Reserves, Developer Fee	Rental	\$500,000	\$500,000	\$500,000	100%	\$21,500,000	4300%	\$22,500,000	128	93%	\$158,140	156.3	\$38,808,339
CD 1	21-TFTA-15008	Three Rivers Housing Development Corporation	Burt, Cuming, Dodge, and Washington counties	Nonprofit Technical Assistance	Technical Assistance	\$40,000	\$40,000	\$6,000	15%	\$0	0%	\$46,000	N/A	N/A	N/A	0.3	\$79,341
CD 2	21-TFHO-27012	Habitat for Humanity of Omaha, Inc.	Douglas and Sarpy counties	Rehabilitation	Homeowner	\$500,000	\$500,000	\$0	0%	\$149,400	30%	\$649,400	30	100%	N/A	4.5	\$1,120,095
CD 2	21-TFHP-27010	Habitat for Humanity of Omaha, Inc.	Douglas and Sarpy counties	New Construction	Homebuyer	\$500,000	\$500,000	\$100,000	20%	\$1,914,480	383%	\$2,514,480	12	100%	N/A	17.5	\$4,337,013

Congress- ional District	Application Awarded	Organization Awarded	Project Location	Project Description	Project Summary	Grant Amount Requested	Amount Awarded	Amount of Cash Match	Percent of Cash Match	Amount Leveraged	Percent of Leverage	Total Project Cost	# of Units	Occupancy Rate	Expected Monthly Rent	Employment Generated	Community Investment
CD 2	21-TFHP-27011	Habitat for Humanity of Omaha, Inc.	Douglas and Sarpy counties	Purchase Rehab Resale	Homebuyer	\$500,000	\$500,000	\$100,000	20%	\$1,868,251	374%	\$2,468,251	12	100%	N/A	17.1	\$4,257,277
CD 2	21-TFRH-27013	Holy Name Housing Corporation	Douglas County	New Construction	Rental	\$500,000	\$500,000	\$0	0%	\$364,634	73%	\$864,634	3	93%	\$3,000	6.0	\$1,491,334
CD 2	21-TFRH-27014	Holy Name Housing Corporation	Douglas County	New Construction	Rental	\$500,000	\$500,000	\$0	0%	\$364,634	73%	\$864,634	3	93%	\$3,000	6.0	\$1,491,334
CD 2	21-TFTA-27015	Holy Name Housing Corporation	Douglas County	Nonprofit Technical Assistance	Technical Assistance	\$40,000	\$40,000	\$0	0%	\$0	0%	\$40,000	N/A	N/A	N/A	0.3	\$68,993
CD 3	21-TFHO-32020	CORE Development, Inc.	Brunswick, Chambers, Clearwater, Elgin, Ewing, Inman, Neligh, Oakdale, Orchard, Page, Royal	Rehabilitation	Homeowner	\$315,000	\$315,000	\$72,000	23%	\$0	0%	\$387,000	12	100%	N/A	2.7	\$667,503
CD 3	21-TFHO-34022	Housing Development Corporation	Harvard	Rehabilitation with Demolition	Homeowner	\$288,000	\$288,000	\$18,000	6%	\$0	0%	\$306,000	8	100%	N/A	2.1	\$527,793
CD 3	21-TFHO-36016	City of Hebron	Hebron	Rehabilitation	Homeowner	\$567,000	\$567,000	\$0	0%	\$0	0%	\$567,000	18	100%	N/A	3.9	\$977,970
CD 3	21-TFHO-36028	Southeast Nebraska Community Action Partnership, Inc.	Cass, Johnson, Nemaha, Otoe, Pawnee, Richardson, and Sarpy counties	Rehabilitation	Homeowner	\$315,000	\$315,000	\$0	0%	\$5,000	2%	\$320,000	10	100%	N/A	2.2	\$551,941
CD 3	21-TFHP-32019	City of Valentine	Cherry County	Acquisition with New Construction and Homebuyer Assistance, Developer Fee	Homebuyer	\$500,000	\$500,000	\$50,000	10%	\$0	0%	\$550,000	3	100%	N/A	3.8	\$948,648
CD 3	21-TFHP-33031	Southwest Nebraska Community Betterment Corporation	Grant	New Construction with Homebuyer Assistance and Developer Fee	Homebuyer	\$462,200	\$462,200	\$75,000	16%	\$47,000	10%	\$584,200	2	100%	N/A	4.1	\$1,007,637

Congress- ional District	Application Awarded	Organization Awarded	Project Location	Project Description	Project Summary	Grant Amount Requested	Amount Awarded	Amount of Cash Match	Percent of Cash Match	Amount Leveraged	Percent of Leverage	Total Project Cost	# of Units	Occupancy Rate	Expected Monthly Rent	Employment Generated	Community Investment
CD 3	21-TFHP-35018	City of South Sioux City	South Sioux City	Acquisition, Site Improvements and New Construction with Homebuyer Assistance	Homebuyer	\$500,000	\$500,000	\$373,500	75%	\$1,475,150	295%	\$2,348,650	8	100%	N/A	16.3	\$4,050,987
CD 3	21-TFHP-35025	Northeast Housing Initiatives, Inc.	Antelope, Cedar, Dakota, Dixon, Knox, and Pierce counties	Purchase Rehab Resale with Homebuyer Assistance	Homebuyer	\$350,000	\$350,000	\$0	0%	\$100,000	29%	\$450,000	6	100%	N/A	3.1	\$776,167
CD 3	21-TFHP-35032	Village of Clearwater	Clearwater	New Construction with Homebuyer Assistance and Developer Fee	Homebuyer	\$221,000	\$221,000	\$35,000	16%	\$314,453	142%	\$570,453	2	100%	N/A	4.0	\$983,926
CD 3	21-TFHP-36027	Southeast Nebraska Community Action Partnership, Inc.	Cass, Johnson, Nemaha, Otoe, Pawnee, Richardson, and Sarpy counties	Homebuyer Assistance with Rehabilitation	Homebuyer	\$375,000	\$375,000	\$2,500	1%	\$5,000	1%	\$382,500	10	100%	N/A	2.7	\$659,742
CD 3	21-TFRH-33030	Southwest Nebraska Community Betterment Corporation	Grant	Rehabilitation with Operating Reserves and Developer Fee	Rental	\$205,750	\$205,750	\$0	0%	\$127,440	62%	\$333,190	6	93%	\$3,450	2.3	\$574,691
CD 3	21-TFRH-35017	City of Pierce	Pierce	Acquisition with New Construction, Operating Reserves, and Rent-up Reserves	Rental	\$500,000	\$500,000	\$100,000	20%	\$576,992	115%	\$1,176,992	6	93%	\$6	8.2	\$2,030,094
CD 3	21-TFRH-35033	Wakefield Development Corporation	Wakefield	Conversion	Rental	\$500,000	\$500,000	\$0	0%	\$280,403	56%	\$780,403	4	93%	\$3,800	5.4	\$1,346,051
CD 3	21-TFRH-35034	Wakefield Development Corporation	Wakefield	New Construction	Rental	\$500,000	\$500,000	\$0	0%	\$3,843,946	769%	\$4,343,946	30	93%	\$33,702	30.2	\$7,492,504

Congressional District	Application Awarded	Organization Awarded	Project Location	Project Description	Project Summary	Grant Amount Requested	Amount Awarded	Amount of Cash Match	Percent of Cash Match	Amount Leveraged	Percent of Leverage	Total Project Cost	# of Units	Occupancy Rate	Expected Monthly Rent	Employment Generated	Community Investment
CD 3	21-TFRH-36024	Midwest Housing Initiatives, Inc.	Gage County	Site Improvements with New Construction, Operating Reserves, Rent-up Reserves, and Developer Fee	Rental	\$670,000	\$670,000	\$166,484	25%	\$66,484	10%	\$902,968	4	93%	\$2,160	6.3	\$1,557,453
CD 3	21-TFTA-31021	High Plains Community Development Corporation, Inc.	Chadron	Nonprofit Technical Assistance	Technical Assistance	\$40,000	\$40,000	\$3,500	9%	\$7,500	19%	\$51,000	N/A	N/A	N/A	0.4	\$87,966
CD 3	21-TFTA-34023	Housing Development Corporation	Adams, Clay, Hall, Nuckolls, and Webster counties	Nonprofit Technical Assistance	Technical Assistance	\$40,000	\$40,000	\$4,000	10%	\$0	0%	\$44,000	N/A	N/A	N/A	0.3	\$75,892
CD 3	21-TFTA-35026	Northeast Housing Initiatives, Inc.	Antelope, Cedar, Dakota, Dixon, Knox, and Pierce counties	Nonprofit Technical Assistance	Technical Assistance	\$40,000	\$40,000	\$10,000	25%	\$0	0%	\$50,000	N/A	N/A	N/A	0.3	\$86,241
CD 3	21-TFTA-36029	Southeast Nebraska Community Action Partnership, Inc.	Cass, Johnson, Nemaha, Pawnee, Richardson, and Sarpy counties	Nonprofit Technical Assistance	Technical Assistance	\$40,000	\$40,000	\$0	0%	\$0	0%	\$40,000	N/A	N/A	N/A	0.3	\$68,993



Congress- ional District	Application Awarded	Organization Awarded	Project Location	Project Description	Project Summary	Grant Amount Requested	Amount Awarded	Amount of Cash Match	Percent of Cash Match	Amount Leveraged	Percent of Leverage	Total Project Cost	# of Units	Occupancy Rate	Expected Monthly Rent	Employment Generated
CD 1	22-TFHO-16018	City of David City	David City	Rehabilitation	Homeowner	\$578,000	\$575,600	\$60,000	10%	\$0	0%	\$635,600	13	100%	N/A	3.7
CD 2	22-TFHO-27002	Habitat for Humanity of Omaha, Inc.	La Vista, Papillion	Rehabilitation	Homeowner	\$580,000	\$580,000	\$0	0%	\$0	0%	\$580,000	30	100%	N/A	3.4
CD 3	22-TFHO-32013	Central Nebraska Economic Development Inc.	Blaine, Boyd, Brown, Cherry, Custer, Garfield, Greeley, Holt, Keya Paha, Loup, Rock, Sherman, Valley, and Wheeler counties	Rehabilitation	Homeowner	\$599,500	\$599,500	\$0	0%	\$0	0%	\$599,500	13	100%	N/A	3.5
CD 3	22-TFHO-36016	Fillmore County Development Corporation	Fillmore County	Rehabilitation	Homeowner	\$578,000	\$575,600	\$0	0%	\$0	0%	\$575,600	12	100%	N/A	3.3
CD 2	22-TFHP-27001	Habitat for Humanity of Omaha, Inc.	Omaha	New Construction	Homebuyer	\$580,000	\$580,000	\$200,000	34%	\$1,667,600	288%	\$2,447,600	12	100%	N/A	14.2
CD 3	22-TFHP-32012	Central Nebraska Economic Development, Inc.	Blaine, Boyd, Brown, Cherry, Custer, Garfield, Greeley, Holt, Keya Paha, Loup, Rock, Sherman, Valley, and Wheeler counties	Homebuyer Assistance, Rehabilitation	Homebuyer	\$599,500	\$599,500	\$0	0%	\$0	0%	\$599,500	13	100%	N/A	3.5
CD 1	22-TFHP-16010	Seward County Housing Corporation	Seward County	Homebuyer Assistance, Lead Based Paint	Homebuyer	\$610,000	\$610,000	\$0	0%	\$0	0%	\$610,000	20	100%	N/A	3.5
CD 1	22-TFHP-16011	Nebraska Housing Resource	City of Lincoln	New Construction	Homebuyer	\$580,000	\$580,000	\$100,000	17%	\$0	0%	\$680,000	14	100%	N/A	4.0
CD 1	22-TFHP-16023	NeighborWorks Lincoln	City of Lincoln	Rehabilitation, Homebuyer Assistance	Homebuyer	\$512,700	\$512,700	\$0	0%	\$0	0%	\$512,700	19	100%	N/A	3.0
CD 1	22-TFHP-16024	NeighborWorks Lincoln	City of Lincoln	New Construction, Homebuyer Assistance	Homebuyer	\$528,900	\$528,900	\$65,000	12%	\$680,000	129%	\$1,273,900	4	100%	N/A	7.4
CD 1	22-TFHP-16025	NeighborWorks Lincoln	City of Lincoln	New Construction	Homebuyer	\$536,125	\$536,125	\$117,400	22%	\$1,750,000	326%	\$2,403,525	5	100%	N/A	14.0
CD 1	22-TFHP-17003	Habitat for Humanity of Omaha, Inc.	Bellevue, Sarpy counties	Homebuyer Assistance	Homebuyer	\$520,000	\$520,000	\$100,000	19%	\$0	0%	\$620,000	16	100%	N/A	3.6
CD 1	22-TFHP-17007	NeighborWorks Northeast Nebraska	Butler, Colfax, Cuming, Madison, Pierce, Platte, Stanton, and Wayne counties	Purchase Rehab Resale	Homebuyer	\$599,500	\$599,500	\$500,000	83%	\$0	0%	\$1,099,500	13	100%	N/A	6.4
CD 1	22-TFHP-17008	NeighborWorks Northeast Nebraska	Columbus	Homebuyer Assistance, Acquisition	Homebuyer	\$580,000	\$580,000	\$390,000	67%	\$15,750	3%	\$985,750	15	100%	N/A	5.7


Congress- ional District	Application Awarded	Organization Awarded	Project Location	Project Description	Project Summary	Grant Amount Requested	Amount Awarded	Amount of Cash Match	Percent of Cash Match	Amount Leveraged	Percent of Leverage	Total Project Cost	# of Units	Occupancy Rate	Expected Monthly Rent	Employment Generated
CD 2	22-TFHP-27004	Habitat for Humanity of Omaha, Inc.	Burt, Douglas, and Washington counties	Homebuyer Assistance	Homebuyer	\$520,000	\$520,000	\$100,000	19%	\$0	0%	\$620,000	14	100%	N/A	3.6
CD 2	22-TFHP-27009	Project Houseworks	Douglas and Sarpy counties	Purchase Rehab Resale	Homebuyer	\$578,500	\$578,500	\$0	0%	\$50,000	9%	\$628,500	9	100%	N/A	3.7
CD 2	22-TFHP-27017	Seventy Five North Revitalization Corp.	Douglas County	New Construction	Homebuyer	\$500,000	\$500,000	\$0	0%	\$0	0%	\$500,000	2	100%	N/A	2.9
CD 2	22-TFHP-27022	Omaha 100, Inc.	Douglas County	Homebuyer Assistance	Homebuyer	\$580,000	\$580,000	\$250,000	43%	\$0	0%	\$830,000	50	100%	N/A	4.8
CD 3	22-TFHP-31006	High Plains Community Development Corporation, Inc.	Alliance, Chadron, Crawford, Gordon, Harrison, Hay Springs, Hemingford, Rushville, Whitney	Homebuyer Assistance	Homebuyer	\$300,000	\$300,000	\$30,000	10%	\$0	0%	\$330,000	50	100%	N/A	1.9
CD 3	22-TFHP-32019	City of Burwell	Burwell	New Construction, Homebuyer Assistance, Acquisition, Developer Fee	Homebuyer	\$525,650	\$520,650	\$50,000	10%	\$0	0%	\$570,650	2	100%	N/A	3.3
CD 3	22-TFHP-33005	Southwest Nebraska Community Betterment Corporation	Chase, Dundy, Hayes, Hitchcock, Keith, and Perkins counties	Homebuyer Assistance	Homebuyer	\$356,000	\$356,000	\$27,000	8%	\$13,980	4%	\$396,980	20	100%	N/A	2.3
CD 3	22-TFHP-35020	Three Rivers Housing Development Corporation	Oakland	New Construction, Homebuyer Assistance, Developer Fee	Homebuyer	\$523,500	\$523,500	\$24,750	5%	\$300,000	57%	\$848,250	3	100%	N/A	4.9
CD 3	22-TFHP-35021	Three Rivers Housing Development Corporation	Lyons	New Construction, Homebuyer Assistance, Developer Fee	Homebuyer	\$523,500	\$523,500	\$24,750	5%	\$0	0%	\$548,250	3	100%	N/A	3.2
CD 3	22-TFHP-36014	City of Auburn	Auburn	New Construction	Homebuyer	\$540,000	\$530,000	\$50,000	9%	\$0	0%	\$580,000	2	100%	N/A	3.4
CD 3	22-TFHP-36015	Thayer County Economic Development Alliance	Thayer County	New Construction, Acquisition	Homebuyer	\$520,000	\$520,000	\$5,000	1%	\$0	0%	\$525,000	2	100%	N/A	3.1
CD 1	22-TFRH-15032	City of Fremont	Fremont	Rehabilitation- SF	Rental	\$310,500	\$310,500	\$0	0%	\$250,000	81%	\$560,500	7	93%	N/A	3.3
CD 2	22-TFRH-27028	Holy Name Housing SEPX	Douglas County	New Construction	Rental	\$525,000	\$525,000	\$0	0%	\$0	0%	\$525,000	3	93%	N/A	3.1
CD 2	22-TFRH-27029	Holy Name Housing Corporation SEPXI	Douglas County	New Construction	Rental	\$525,000	\$525,000	\$0	0%	\$416,280	79%	\$941,280	3	93%	N/A	5.5

Congress- ional District	Application Awarded	Organization Awarded	Project Location	Project Description	Project Summary	Grant Amount Requested	Amount Awarded	Amount of Cash Match	Percent of Cash Match	Amount Leveraged	Percent of Leverage	Total Project Cost	# of Units	Occupancy Rate	Expected Monthly Rent	Employment Generated
CD 2	22-TFRH-27030	Talented Tenth Group	Douglas County	New Construction, Developer Fee, Rental Reserves	Rental	\$510,000	\$510,000	\$0	0%	\$200,000	39%	\$710,000	3	93%	N/A	4.1
CD 3	22-TFRH-32033	Village of Ewing	Ewing	New Construction, Developer Fee, Acquisition Rental Reserves	Rental	\$431,640	\$431,640	\$100,000	23%	\$1,250	0%	\$532,890	2	93%	N/A	3.1
CD 3	22-TFRH-34027	Hastings Community Redevelopment Authority	Hastings	New Construction	Rental	\$500,000	\$500,000	\$100,000	20%	\$700,000	140%	\$1,300,000	4	93%	N/A	7.6
CD 3	22-TFRH-34031	Village of Bertrand	Phelps County	New Construction	Rental	\$525,000	\$525,000	\$0	0%	\$0	0%	\$525,000	5	93%	N/A	3.1
CD 3	22-TFRH-36026	Midwest Housing Initiatives	Gage County	New Construction, Developer Fee	Rental	\$445,387	\$445,387	\$0	0%	\$97,303	22%	\$542,690	2	93%	N/A	3.2
CD 2	22-TFTA-27034	Mosaic Community Development dba inCOMMON Community Development	Douglas County	Non-Profit Technical Assistance	Technical Assistance	\$40,000	\$40,000	\$40,000	100%	\$150,000	375%	\$230,000	N/A	N/A	N/A	1.3
CD 2	22-TFTA-27035	Habitat for Humanity of Omaha, Inc.	Omaha, Douglas County	Non-Profit Technical Assistance	Technical Assistance	\$40,000	\$40,000	\$0	0%	\$0	0%	\$40,000	N/A	N/A	N/A	0.2
CD 2	22-TFTA-27036	Spark Capital	Douglas and Sarpy counties	Non-Profit Technical Assistance	Technical Assistance	\$40,000	\$40,000	\$0	0%	\$134,830	337%	\$174,830	N/A	N/A	N/A	1.0
CD 2	22-TFTA-27037	Project Houseworks	Douglas and Sarpy counties	Non-Profit Technical Assistance	Technical Assistance	\$40,000	\$40,000	\$0	0%	\$0	0%	\$40,000	N/A	N/A	N/A	0.2
CD 2	22-TFTA-27039	Purpose Transitional Housing Ministries	Douglas County	Non-Profit Technical Assistance	Technical Assistance	\$40,000	\$40,000	\$0	0%	\$0	0%	\$40,000	N/A	N/A	N/A	0.2
CD 2	22-TFTA-27040	Southside Redevelopment Corporation, dba Canopy South	Douglas County	Non-Profit Technical Assistance	Technical Assistance	\$40,000	\$40,000	\$0	0%	\$0	0%	\$40,000	N/A	N/A	N/A	0.2
CD 3	22-TFTA-36038	Fairbury Housing Authority	Fairbury	Non-Profit Technical Assistance	Technical Assistance	\$40,000	\$40,000	\$4,000	10%	\$0	0%	\$44,000	N/A	N/A	N/A	0.3

Congress- ional District	Application Awarded	Organization Awarded	Project Location	Project Description	Project Summary	Grant Amount Requested	Amount Awarded	Amount of Cash Match	Percent of Cash Match	Amount Leveraged	Percent of Leverage	Total Project Cost	# of Units	Occupancy Rate	Expected Monthly Rent	Employment Generated	Community Investment
CD 2	23TFHP27025	Habitat for Humanity of Omaha, Inc.	Omaha	New Construction	Homebuyer	\$820,000	\$820,000	\$300,000	37%	\$0	0%	\$1,120,000	10	100%	N/A	6.5	\$1,933,309
CD 2	23TFHP27026	Habitat for Humanity of Omaha, Inc.	Papillion	New Construction	Homebuyer	\$820,000	\$425,000	\$102,000	24%	\$0	0%	\$527,000	5	100%	N/A	3.1	\$909,691
CD 2	23TFHP27027	Housing Foundation for Sarpy County	Papillion	New Construction	Homebuyer	\$845,000	\$845,000	\$100,000	12%	\$3,173,000	376%	\$4,118,000	15	100%	N/A	24.0	\$7,108,363
CD 2	23TFHO27024	Habitat for Humanity of Omaha, Inc.	Douglas County	Rehabilitation	Homeowner	\$845,000	\$845,000	\$50,000	6%	\$0	0%	\$895,000	40	100%	N/A	5.2	\$1,544,921
CD 2	23TFHO27005	Project Houseworks	Omaha	Rehabilitation	Homeowner	\$890,000	\$890,000	\$0	0%	\$0	0%	\$890,000	30	100%	N/A	5.2	\$1,536,290
CD 1	23TFHP16018	Lincoln/Lancaster County Habitat for Humanity, Inc.	City of Lincoln	New Construction Homebuyer Assistance	Homebuyer	\$800,000	\$800,000	\$150,000	19%	\$240,000	30%	\$1,190,000	6	100%	N/A	6.9	\$2,054,141
CD 1	23TFHP16019	Nebraska Housing Resource	City of Lincoln	Homebuyer Assistance Only	Homebuyer	\$302,500	\$302,500	\$75,000	25%	\$0	0%	\$377,500	15	100%	N/A	2.2	\$651,629
CD 1	23TFHP16020	NeighborWorks Lincoln	City of Lincoln	New Construction Homebuyer Assistance	Homebuyer	\$805,000	\$805,000	\$60,000	7%	\$0	0%	\$865,000	7	100%	N/A	5.0	\$1,493,136
CD 1	23TFHP16021	NeighborWorks Lincoln	City of Lincoln	Homebuyer Assistance Rehabilitation	Homebuyer	\$832,500	\$832,500	\$60,000	7%	\$0	0%	\$892,500	25	100%	N/A	5.2	\$1,540,606
CD 1	23TFHO16022	Village of Beaver Crossing	Beaver Crossing	Rehabilitation	Homeowner	\$485,000	\$287,500	\$0	0%	\$0	0%	\$287,500	6	100%	N/A	1.7	\$496,273
CD 1	23TFHO17017	Habitat for Humanity of Omaha, Inc.	Bellevue	Rehabilitation	Homeowner	\$845,000	\$510,000	\$12,400	2%	\$0	0%	\$522,400	24	100%	N/A	3.0	\$901,751
CD 1	23TFHO16023	City of Milford	Milford	Rehabilitation	Homeowner	\$485,000	\$287,500	\$0	0%	\$0	0%	\$287,500	6	100%	N/A	1.7	\$496,273
CD 3	23TFHP37011	Habitat for Humanity Omaha, Inc.	Blair	New Construction	Homebuyer	\$795,000	\$795,000	\$300,000	38%	\$525,000	66%	\$1,620,000	5	100%	N/A	9.4	\$2,796,393
CD 3	23TFHO36006	Blue Valley Community Action	Butler, Fillmore, Gage, Jefferson, Polk, Saline, Seward, Thayer, and York counties	Rehabilitation	Homeowner	\$661,000	\$661,000	\$10,000	2%	\$0	0%	\$671,000	14	100%	N/A	3.9	\$1,158,259
CD 3	23TFHO33012	Southwest Nebraska Community Betterment Corporation	Chase, Dundy, Hayes, Hitchcock, and Perkins counties	Rehabilitation	Homeowner	\$485,000	\$431,000	\$0	0%	\$46,000	11%	\$477,000	9	100%	N/A	2.8	\$823,382

Congress- ional District	Application Awarded	Organization Awarded	Project Location	Project Description	Project Summary	Grant Amount Requested	Amount Awarded	Amount of Cash Match	Percent of Cash Match	Amount Leveraged	Percent of Leverage	Total Project Cost	# of Units	Occupancy Rate	Expected Monthly Rent	Employment Generated	Community Investment
CD 3	23TFRH34007	Central Nebraska Growth Foundation	Grand Island	New Construction (3 - 5 plex buildings)	Rental	\$845,000	\$845,000	\$200,000	24%	\$2,512,922	297%	\$3,557,922	15	93%	N/A	20.7	\$6,141,573
CD 3	23TFRH34008	City of Kearney	Kearney	New Construction	Rental	\$845,000	\$845,000	\$750,000	89%	\$2,565,000	304%	\$4,160,000	24	93%	N/A	24.2	\$7,180,862
CD 3	23TFRH34009	City of Minden	Minden	Rehabilitation Conversion (Albers)	Rental	\$802,500	\$802,500	\$10,000	1%	\$272,507	34%	\$1,085,007	5	93%	N/A	6.3	\$1,872,905
CD 3	23TFRH34010	City of Wood River	Wood River	Rehabilitation Conversion	Rental	\$565,500	\$565,500	\$167,000	30%	\$0	0%	\$732,500	3	93%	N/A	4.3	\$1,264,419
CD 3	23TFTA33013	Cozad Development Corporation	Cozad	Non-Profit Technical Assistance	Technical Assistance	\$35,000	\$30,000	\$0	0%	\$0	0%	\$30,000	N/A	N/A	N/A	0.2	\$51,785
CD 3	23TFTA34014	Hope Harbor	Grand Island	Non-Profit Technical Assistance	Technical Assistance	\$50,000	\$45,000	\$0	0%	\$0	0%	\$45,000	N/A	N/A	N/A	0.3	\$77,678
CD 3	23TFTA33015	Southwest Nebraska Community Betterment Corporation	Chase, Dundy, Hayes, Hitchcock, and Perkins counties; City of McCook	Non-Profit Technical Assistance	Technical Assistance	\$50,000	\$50,000	\$8,000	16%	\$46,000	92%	\$104,000	N/A	N/A	N/A	0.6	\$179,522
CD 3	23TFTA33016	West Central Nebraska Development District	Arthur, Chase, Dawson, Dundy, Frontier, Furnas, Gosper, Grant, Hayes, Hitchcock, Hooker, Keith, Lincoln, Logan, McPherson, Perkins, Red Willow, and Thomas counties	Non-Profit Technical Assistance	Technical Assistance	\$50,000	\$30,000	\$0	0%	\$0	0%	\$30,000	N/A	N/A	N/A	0.2	\$51,785

Legend: N/A = not applicable; U/N = unavailable









NEBRASKA

Good Life. Great Opportunity.

DEPT. OF ECONOMIC DEVELOPMENT

opportunity.nebraska.gov

