

NEBRASKA

Good Life. Great Mission.

DEPT. OF HEALTH AND HUMAN SERVICES



Pete Ricketts, Governor

October 25, 2018

Patrick O'Donnell, Clerk of the Legislature
State Capitol, Room 2018
P.O. Box 94604
Lincoln, NE 68509

Dear Mr. O'Donnell:

Nebraska Revised Statutes § 81-3133(1)(b) requires the Department of Health and Human Services, Division of Children and Family Services to report in writing beginning with the third calendar quarter of 2012 on its expenditures for each quarter and the outcomes related to such expenditures within 30 days after the quarter to the Appropriations and Health and Human Services committees. Pursuant to this law, we are submitting our report of these expenditures and related outcomes for the quarter beginning July 1, 2018 through September 30, 2018.

Additionally, the statute requires that the report shall identify any changes or movement of funds between subprograms in excess of \$250,000 relating to child welfare in Budget Program 347 or Budget Program 354. There are no changes or movement of funds between subprograms related to child welfare in Budget Program 354 to report this quarter.

Please feel free to contact me if you have any questions.

Respectfully,

A handwritten signature in blue ink, appearing to read "Matthew T. Wallen".

Matthew T. Wallen, Director
Division of Children and Family Services
Department of Health and Human Services

Attachments

REPORT TO: Appropriations & Health and Human Services Committees

REPORT DATE: September 30, 2018

STATUTE: 81-3133 (1)(b)

CONTACT PERSON: Matthew Wallen, CFS Division Director of Finance, 402-471-1878

General Information

Nebraska Revised Statutes § 81-3133(1)(b): "Beginning with the third calendar quarter of 2012, the division shall report electronically its expenditures for each quarter and the outcomes relating to such expenditures within thirty days after the end of the quarter to the Appropriations Committee of the Legislature and the Health and Human Services Committee of the Legislature. Such report shall identify any changes or movement of funds in excess of two hundred fifty thousand dollars relating to child welfare between subprograms within Budget Program 347 and Budget Program 354."

In 2012, Budget Program 354 was established for child welfare.

- Attachment A provides the CFS child welfare expenditures for the period of July 1, 2018 through September 30, 2018.
- Attachments B-1 through B-6 report outcomes relating to expenditures for the period of July 1, 2018 through September 30, 2018.

Progress Summary

This is the expenditure and outcomes report required by 81-3133 for the period of July 1, 2018 through September 30, 2018. The next report as required Neb. Rev. Stat. § 81-3133 will be provided by January 31, 2019.

Outcomes reported are from COMPASS (Children's Outcomes Measured in Protection and Safety Statistics). These measures reflect federal performance measures that DHHS is held accountable for by the federal Administration for Children and Families.

On-going updates of the COMPASS measures are posted on the Department website at http://dhhs.ne.gov/children_family_services/Pages/performancegauges.aspx. Each outcome report identifies the outcome measurement, provides a brief description of the measurement, provides numerical data by month for the State and each of the DHHS Service Areas and provides the federal outcome measurement target. Each outcome report also provides a graph to depict data over time. Measurement definitions and definitions of composite scores are provided as part of Attachment B.

DEPARTMENT OF HEALTH AND HUMAN SERVICES
Attachment A - Child Welfare Expenditures
July 1, 2018 through September 30, 2018

	July 2018 through September 2018 <u>Expenditures</u>
PROGRAM 354	
<u>CHILD WELFARE AID</u>	
16 Predisposition Detention (program 316) GF	\$ - \$ -
17 Post-Adoption Guardianship GF	\$ 389,948.08 \$ 389,948.08
18 Protection & Safety (program 039) GF	\$ 333,326.97 \$ 333,326.97
30 IV-E Foster Care GF CF FF	\$ 3,316,610.19 \$ 1,548,493.36 \$ 53,041.74 \$ 1,715,075.09
31 IV-E Adoption Assistance GF FF	\$ 9,338,464.54 \$ 4,413,587.83 \$ 4,924,876.71
32 IV-E Guardianship GF FF	\$ 67,649.84 \$ 32,271.45 \$ 35,378.39
34 Subsidized Adoption GF	\$ 1,593,352.46 \$ 1,593,352.46
35 Domestic Violence Program GF FF	\$ 850,851.75 \$ 563,052.87 \$ 287,798.88
36 Education Assistance for State Wards GF	\$ 3,325,456.07 \$ 3,325,456.07
48 Child Welfare GF CF FF	\$ 35,968,813.50 \$ 34,155,669.35 \$ 630,569.25 \$ 1,182,574.90
52 Adoption & Safe Families FF	\$ 364,850.96 \$ 364,850.96
61 OJS Transitions LB561 GF FF	\$ 21,535.25 \$ 21,535.25 \$ -
Child Welfare Total GF CF FF	\$ 55,570,859.61 \$ 46,376,693.69 \$ 683,610.99 \$ 8,510,554.93

GF: General Funds
CF: Cash Funds
FF: Federal Funds

COMPASS Measure Definitions

Measure	Definition
Absence of Maltreatment Recurrence	Of all children who were victims of abuse or neglect during the first six months of the reporting year, the percent that were <i>not victims</i> of another maltreatment within a six-month period.
Absence of Maltreatment of Children in Foster Care	Of all children who were in foster care during the reporting year, the percent that were <i>not victims</i> of maltreatment by a foster parent or facility staff member.
Reunification Composite	The Reunification Composite looks at timeliness and permanency of reunifications. The Reunification Composite includes four measures: Reunification in Less Than 12 Months, Median Time to Reunification, Entry Cohort Reunification in Less Than 12 Months, and Permanence of Reunification.
Reunification in Less Than 12 Months	For the reporting year, of all children discharged from foster care to reunification who had been in foster care for eight days or longer, the percent that met either of the following criteria: (1) the child was reunified in less than 12 months from the date of the latest removal from the home, or (2) the child was placed in a trial home visit within 11 months of the date of the latest removal and the child's last placement prior to discharge to reunification was the trial home visit.
Median Time to Reunification	For the reporting year, of all children discharged from foster care to reunification who had been in foster care for eight days or longer, the median length of stay in months from the date of the most recent entry into foster care until either of the following: (1) the date of discharge to reunification; or (2) the date of placement in a trial home visit that exceeded 30 days and was the last placement setting prior to discharge to reunification.
Entry Cohort Reunification in Less Than 12 Months	For the prior reporting year, of all children entering foster care in the second six months of the year who remained in foster care for eight days or longer, the percent who met either of the following criteria: (1) the child was reunified in less than 12 months from the date of entry into foster care, or (2) the child was placed in a trial home visit in less than 11 months from the date of entry into foster care and the trial home visit was the last placement setting prior to discharge to reunification.
Permanence of Reunification	Of all children discharged from foster care to reunification in the year prior to the reporting year, the percent that re-entered foster care in less than 12 months from discharge from a prior episode. A lower score is preferable.
Adoption Composite	The Adoption Composite is concerned with the timeliness of adoptions and includes the following five measures: Adoption in Less Than 24 Months, Median Time to Adoption, Children in Care for 17 Months or Longer Who Are Adopted by the End of the Year,

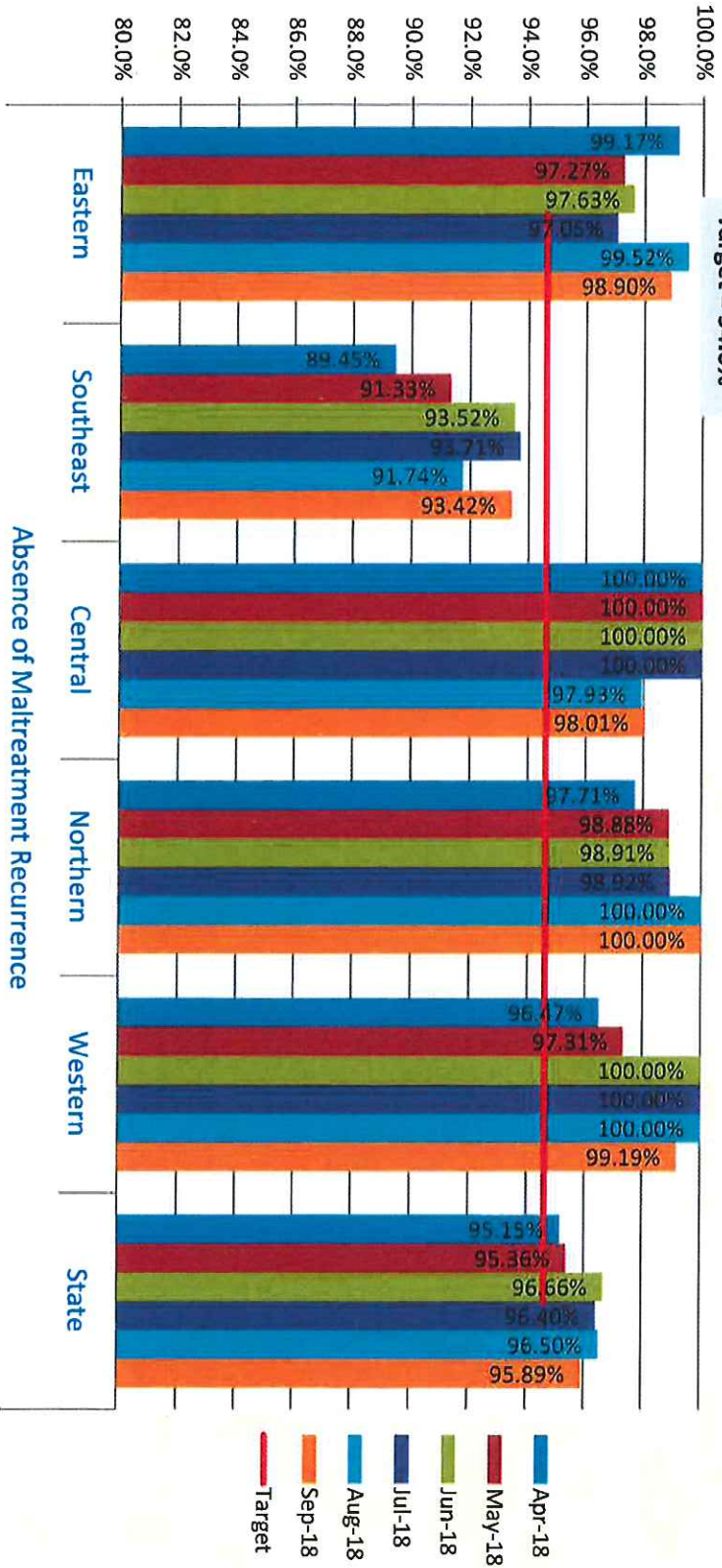
COMPASS Measure Definitions

Measure	Definition
	Children in Care for 17 Months or Longer Who Are Legally Free for Adoption within six Months, and Children Who Are Legally Free for Adoption Who Are Adopted within 12 Months.
Adoption in Less Than 24 Months	For the reporting year, of all children who were discharged from foster care to a finalized adoption during the year, the percent that were discharged in less than 24 months from the date of the latest removal from the home.
Median Time to Adoption	For the reporting year, of all children who were discharged from foster care to a finalized adoption, the median length of stay in foster care (in months) from the date of removal from the home to the date of discharge to adoption.
Children in Care for 17 Months or Longer Who are Adopted by the End of the Year	For the reporting year, of all children in foster care on the first day of the year who were in foster care for 17 continuous months or longer, the percent that was discharged from foster care to a finalized adoption before the end of the fiscal year.
Children in Care for 17 Months or Longer Who Are Legally Free for Adoption within six Months	For the reporting year, of all children in foster care on the first day of the year who were in foster care for 17 continuous months or longer, the percent that became legally free for adoption within six months from the beginning of the reporting year.
Children Who Are Legally Free for Adoption Who Are Adopted within 12 Months	Of all children who became legally free for adoption in the prior reporting year, what percent was discharged from foster care to a finalized adoption in less than 12 months.
Permanency Composite	Exits to Permanency Prior to the Child's 18th Birthday for Children in Care for 24 Months or More, Exits to Permanency for Children Free for Adoption, and Children Emancipated Who Were in Foster Care of three Years or More.
Exits to Permanency Prior to the Child's 18th Birthday for Children in Care for 24 Months or More	Of all children in foster care for 24 months or longer on the first day of the reporting year shown, the percent that were discharged to a permanent home prior to their 18th birthday and by the end of the reporting year. A permanent home is defined as having a discharge reason of adoption, guardianship or reunification.
Exits to Permanency for Children Free for Adoption	Of all children who were discharged from foster care in the year shown, and who were legally free for adoption at time of discharge (there was a parental rights termination date reported to AFCARS for both mother and father), the percent that were discharged to a permanent home prior to their 18th birthday. A permanent home is defined as having a discharge reason of adoption, guardianship, or reunification.
Children Emancipated Who Were in Foster Care for three Years or More	Of all children who during the year shown, either (1) were discharged from foster care prior to age 18 with a discharge reason of emancipation, or (2) reached their 18th birthday while in foster care, the percent that were in foster care for three years

COMPASS Measure Definitions

Measure	Definition
	or longer. A lower score is preferable.
Placement Stability Composite	Two or Fewer Placement Settings for Children in Care for Less Than 12 Months, Two or Fewer Placement Settings for Children in Care for 12 to 24 Months, and Two or Fewer Placement Settings for Children in Care for More Than 24 Months.
Two or Fewer Placement Settings for Children in Care for Less Than 12 Months	Of all children served in foster care during the 12-month target period that were in foster care for at least eight days but less than 12 months, the percent that had two or fewer placement settings.
Two or Fewer Placement Settings for Children in Care for 12 to 24 Months	Of all children served in foster care during the 12-month target period that were in foster care for at least 12 months but less than 24 months, the percent that had two or fewer placement settings.
Two or Fewer Placement Settings for Children in Care for 24 Months or More	Of all children served in foster care during the 12-month target period that were in foster care for at least 24 months, the percent that had two or fewer placement settings.

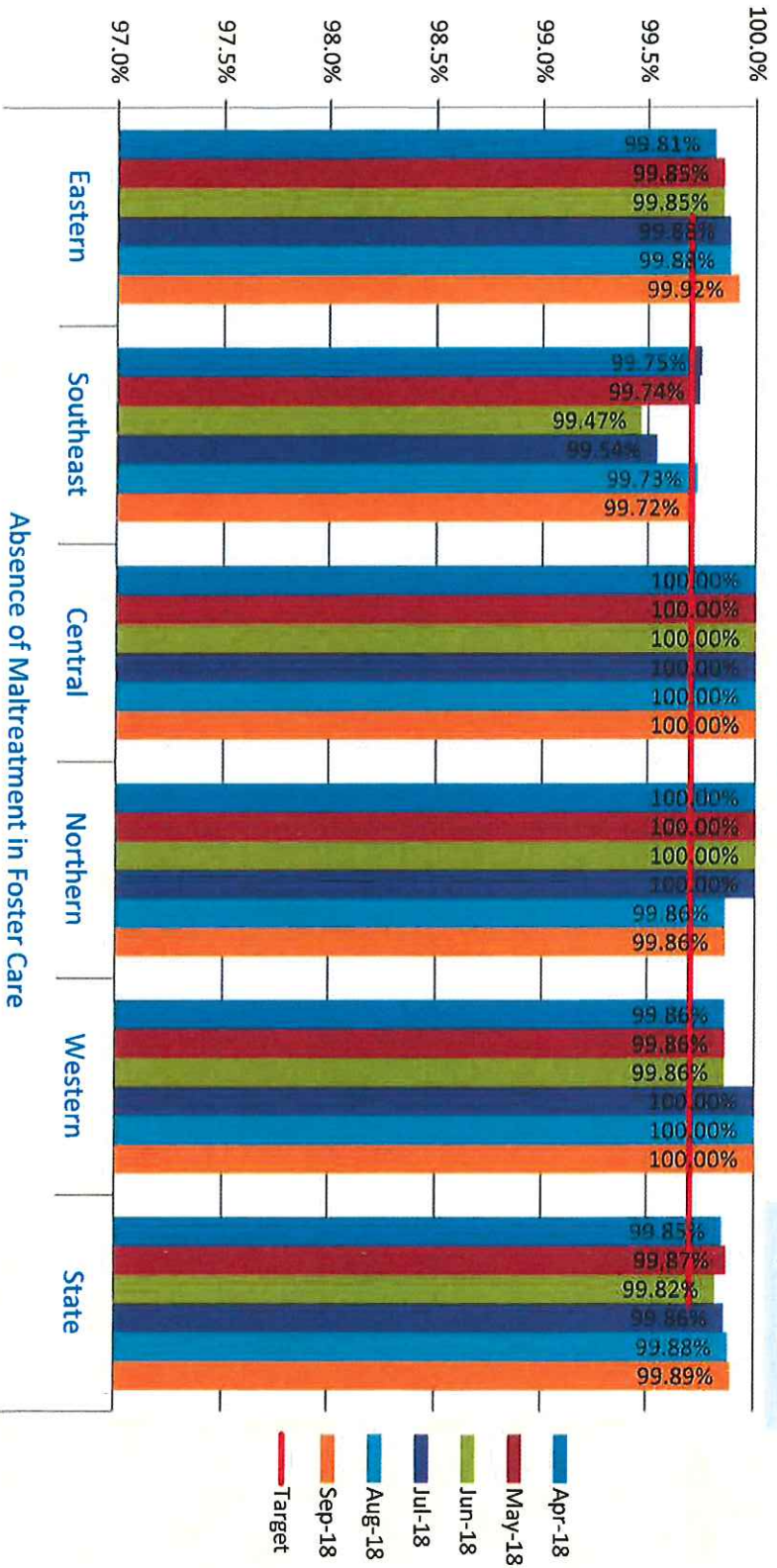
Absence of Maltreatment Recurrence COMPASS Measure Round 2



This is a federal measure that reports on a rolling 12-month period. Data Source: N-FOCUS COMPASS-State Words. The children included in this report were victims of abuse or neglect during the first 6 months of the 12-month period. If the child was a victim of a subsequent abuse or neglect incident within 6 months of the first incident of abuse or neglect, they appear on this report. Victims are defined as children where the court or DHHS has substantiated the allegations of abuse or neglect.

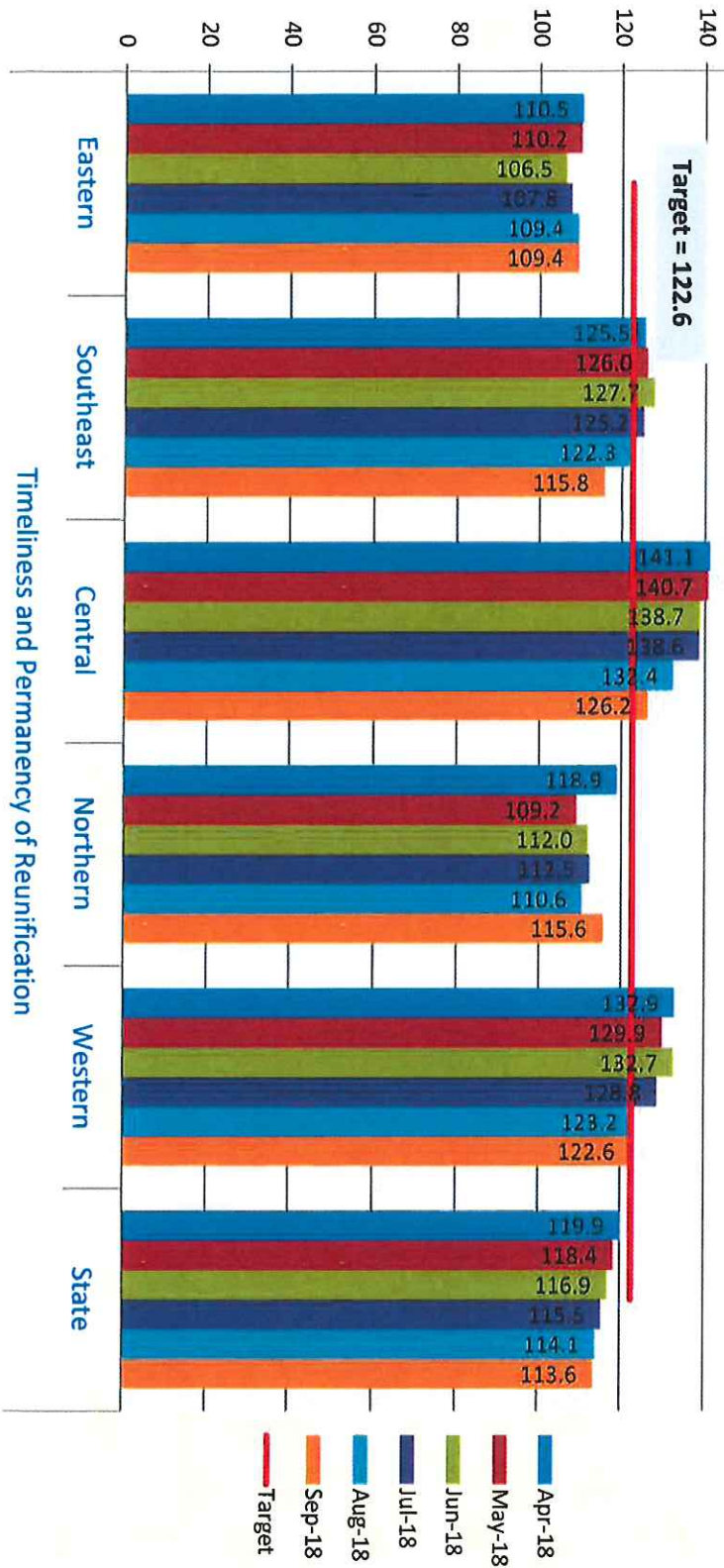
Absence of Maltreatment in Foster Care COMPASS Measure Round 2

Target = 99.68%



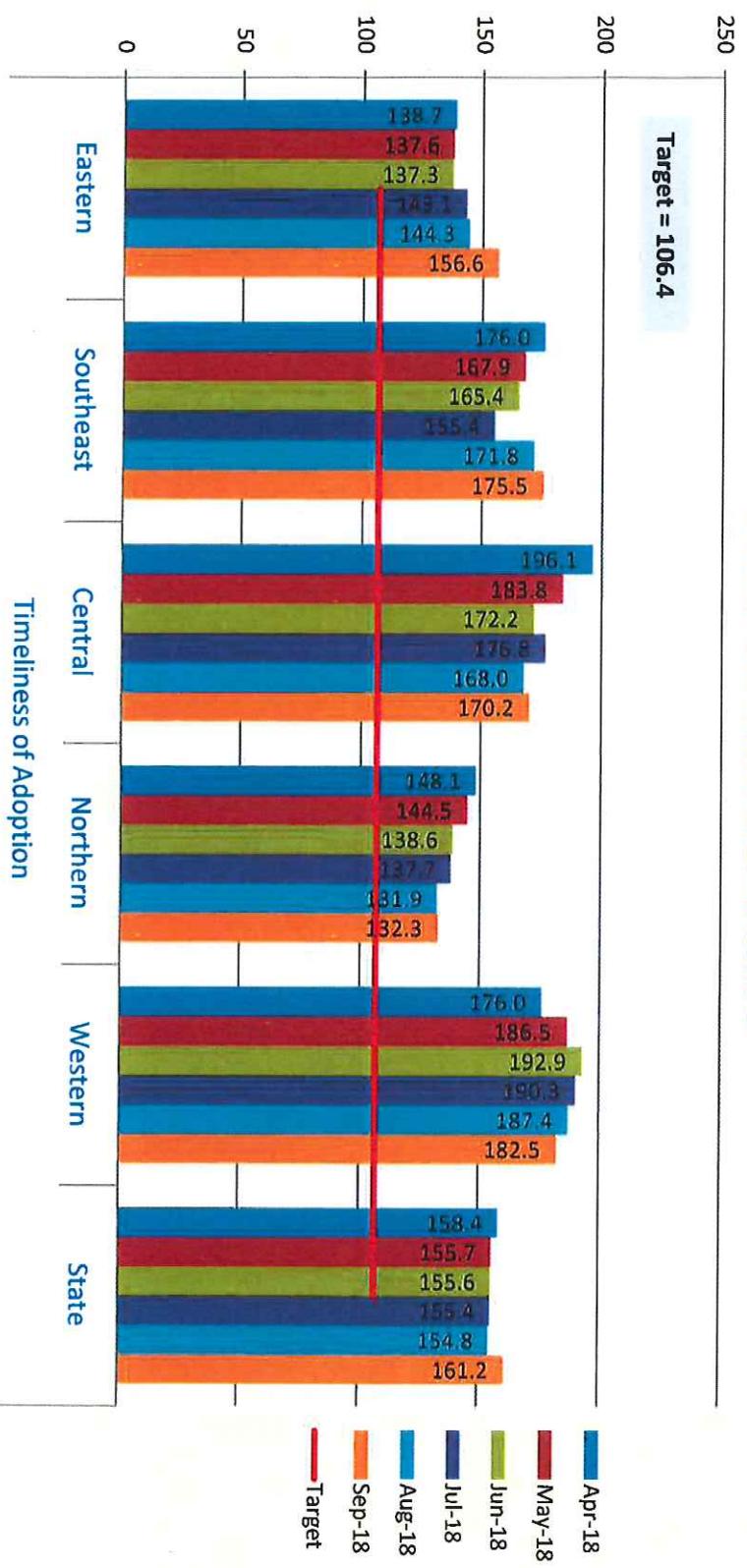
This is a federal measure that reports on a rolling 12-month period. Data Source: N-FOCUS COMPASS-State Wards. This measure is of all children who are placed outside of their parental home either in a foster home or group care, and the percent that were not abused or neglected by either a foster parent or a facility staff member.

Timeliness & Permanency of Reunification COMPASS Measure Round 2



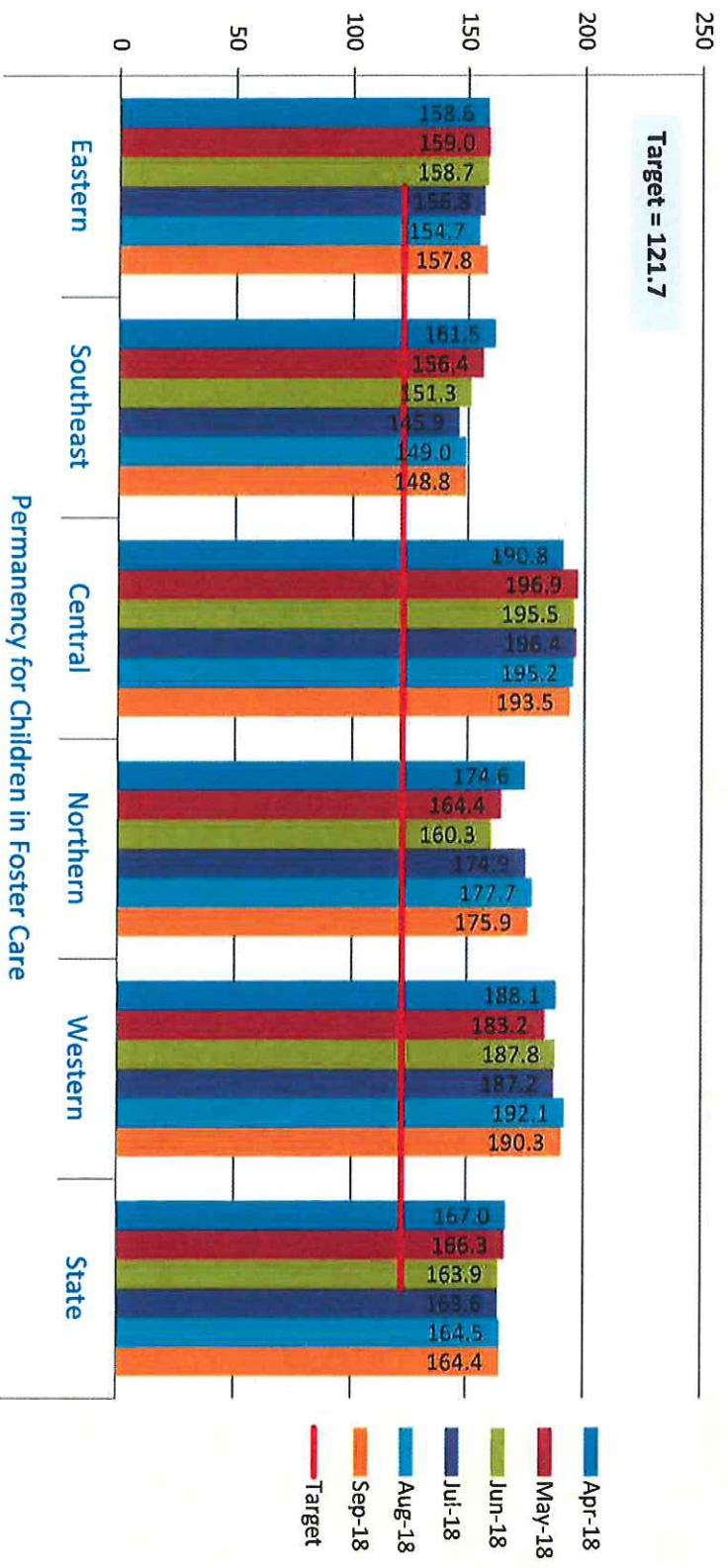
This is a federal composite measure. Data Source: N-FOCUS COMPASS- State Words. This is a federal composite that reports on a rolling 12-month period. The Reunification Composite measures the timeliness of reunification and whether the reunification was permanent over a specific period of time. The Reunification Composite includes four measures: Reunification in Less Than 12 Months, Median Time to Reunification, Entry Cohort Reunification in Less Than 12 Months, and Permanence of Reunification.

Timeliness of Adoption COMPASS Measure Round 2



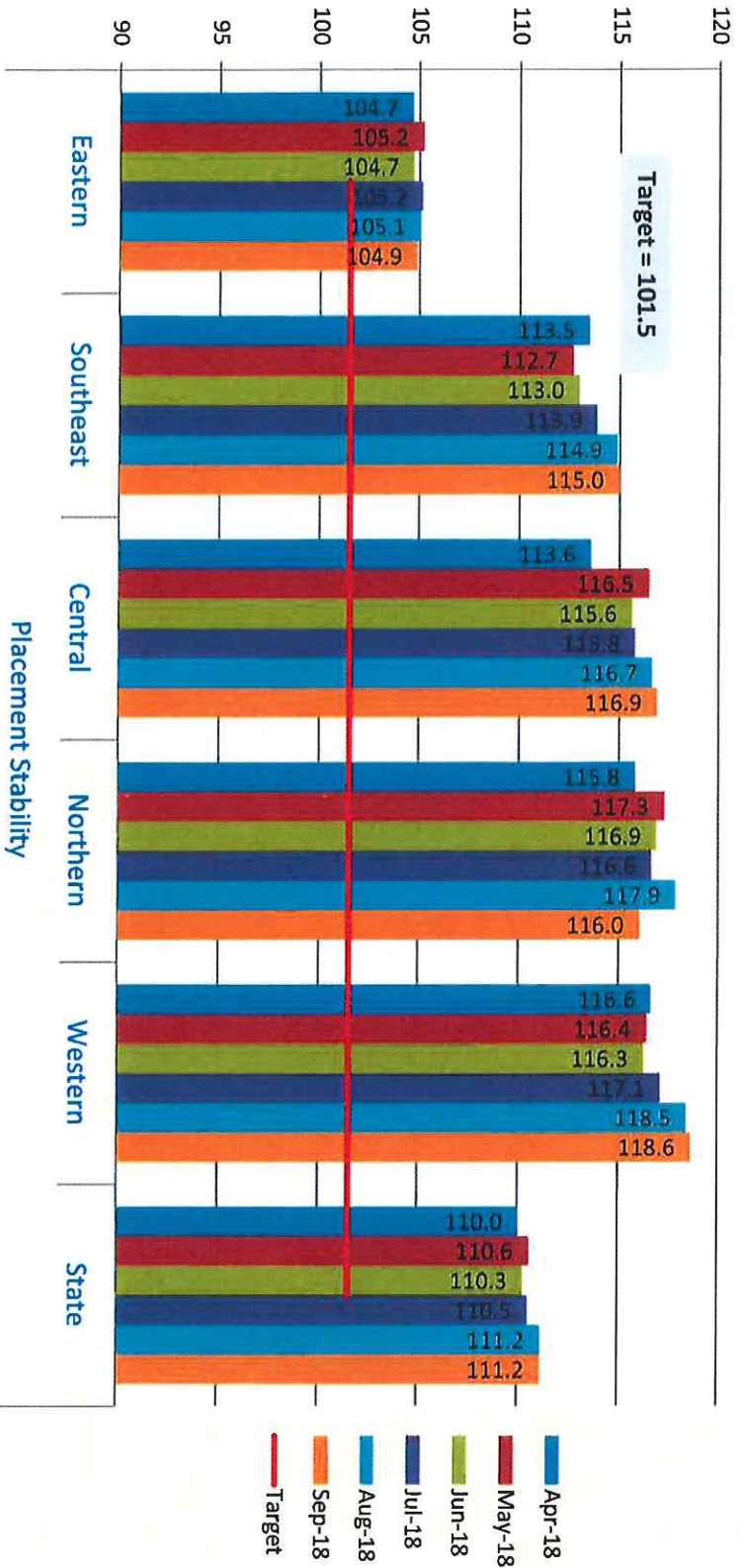
This is a federal composite measure: Data Source: N-FOCUS COMPASS- State Wards. This is a federal measure that reports on a rolling 12-month period. The Adoption Composite measures the timeliness of adoptions and includes the following five measures: Adoption in Less Than 24 Months, Median Time to Adoption, Children in Care for 17 Months or Longer Who Are Adopted by the End of the Year, Children in Care for 17 Months or Longer Who Are Legally Free for Adoption within 6 Months, and Children Who Are Legally Free for Adoption Who Are Adopted within 12 Months.

Permanency for Children in Foster Care COMPASS Measure Round 2



This is a federal composite measure that reports on a rolling 12-month period. Data Source: N-FOCUS COMPASS-State Wards. The Permanency Composite measures the frequency that permanency is achieved for children and youth who have been in care for longer periods of time. Permanency is defined as exiting care to reunification, adoption or guardianship. The composite includes three measures: 1. Exits to Permanency Prior to the Child's 18th Birthday for Children in Care for 24 More Months or More; 2. Exits to Permanency for Children Who Are Free for Adoption; and 3. Children Emancipated Who Were in Foster Care for 3 Years or More.

Placement Stability COMPASS Measure Round 2



This is the federal composite measure on Placement Stability. This is a federal measure that reports on a rolling 12-month period. Data Source: N-FOCUS COMPASS-State Wards. The national standard is 2 or fewer placements over specific periods of time. Placements are not counted for children who experience a brief hospitalization or for children who are on runaway status.