



Nebraska Department of Environmental Quality

**Annual Report to the Legislature
2013**

For more information about the Nebraska Department of Environmental Quality:

The Agency's mailing address:

Nebraska Department of Environmental Quality
1200 N St., Suite 400
P.O. Box 98922
Lincoln, NE 68509-8922

Main phone number: (402) 471-2186

Toll free number: 1-877-253-2603

Air Construction Permit
Hotline (toll free) 1-877-834-0474

Records requests: (402) 471-3557

Assistance Division: (402) 471-6974

Public Information Office: (402) 471-4223

Visit our web site at <http://deg.ne.us> to view the agency's:

- News Releases
- Calendar of Events
- Job Listings
- Topics of Interest
- Newsletters
- Report a Problem
- Rules and Regulations
- Fact Sheets and other Publications
- Program Information
- Public Notices
- Enforcement Resolutions

Front cover photo by Jim Bunstock

Table of Contents

Chapter 1 --	Agency Overview	1
	Agency Goals	3
	Significant Issues	4
	Legislative Summary	4
Chapter 2 --	Administration/Legal/ Management Services	7
	Administration.....	7
	Legal.....	7
	Management Services.....	8
	<i>Includes: Fiscal Services, Human Resources, Records Management, Information Technology, Public Information</i>	
Chapter 3 --	Environmental Quality Council	13
Chapter 4 --	Air Quality Division	16
	Permitting	16
	Compliance	18
	Grants, Planning and Outreach.....	25
Chapter 5 --	Waste Management Division	27
	RCRA Program	27
	Superfund Program	31
	<i>Includes: Superfund Site Assessment, Superfund NPL Management Assistance, Nebraska Voluntary Cleanup Program, Brownfield Assessments</i>	
	Solid Waste Program	36
	<i>Includes: Financial Assurance, Waste Tire Management Program</i>	
	Planning and Aid	39
	<i>Includes: Waste Reduction and Recycling Incentive Grant Program, Litter Reduction and Recycling Grant Program, Illegal Dumpsite Cleanup Program, Landfill Disposal Fee Rebate Program</i>	
Chapter 6 --	Water Quality Division	48
	Petroleum Remediation Program	48
	Agriculture Programs.....	53
	<i>Includes: Inspections, Permitting, Chemigation, Agricultural Chemical Containment</i>	
	Surface Water Assessment Programs.....	59
	<i>Includes: Ambient Stream Monitoring, Basin Rotation Monitoring, Lake Bacteria and Toxic Algae Monitoring, Fish Tissue Monitoring, Stream Biological Monitoring, Fish Kill and Complaint Investigations</i>	

Chapter 6 (continued)

Ground Water Assessment Programs 64
Includes: Groundwater Management Areas, Underground Injection Control, Mineral Exploration, Wellhead Protection

Water Quality Planning..... 67
Includes: Section 401 Water Quality Certification, Impaired Waters and Total Maximum Daily Loads (TMDLs), Nonpoint Source Management, Section 319 grants, Source Water Assessment

Wastewater Permitting and Certification 71
Includes: Onsite Wastewater Treatment Facilities (septic systems and lagoons), Wastewater Facility Operator Certification, Wastewater Construction Permit Program, NPDES Permits, Stormwater Permits Program, Pretreatment Program

State Revolving Loan Fund Programs 81
Includes: Clean Water State Revolving Fund, Drinking Water State Revolving Fund

Chapter 7 -- **Field Services and Assistance Division..... 87**

Field Offices 88

Small Business and Public Assistance Program..... 89

Community Right-To-Know 90

Release Assessment..... 91

Homeland Security 91

Chapter 8 -- **Expenditure and Budget Summary 92**

Chapter 9 -- **Distribution of Aid..... 97**

Chapter 10 -- **Staffing Issues 100**

Chapter 11 – **Financial Assurance Requirements 102**

CHAPTER 1:

Agency Overview

The Nebraska Department of Environmental Quality was created pursuant to passage of the Nebraska Environmental Protection Act in 1971. Although the Department has grown and been given additional responsibilities over the years, its ongoing mission has remained the same — the protection of Nebraska's air, land and water resources. Presently, the Agency is authorized a staffing level of 216 full-time employees.

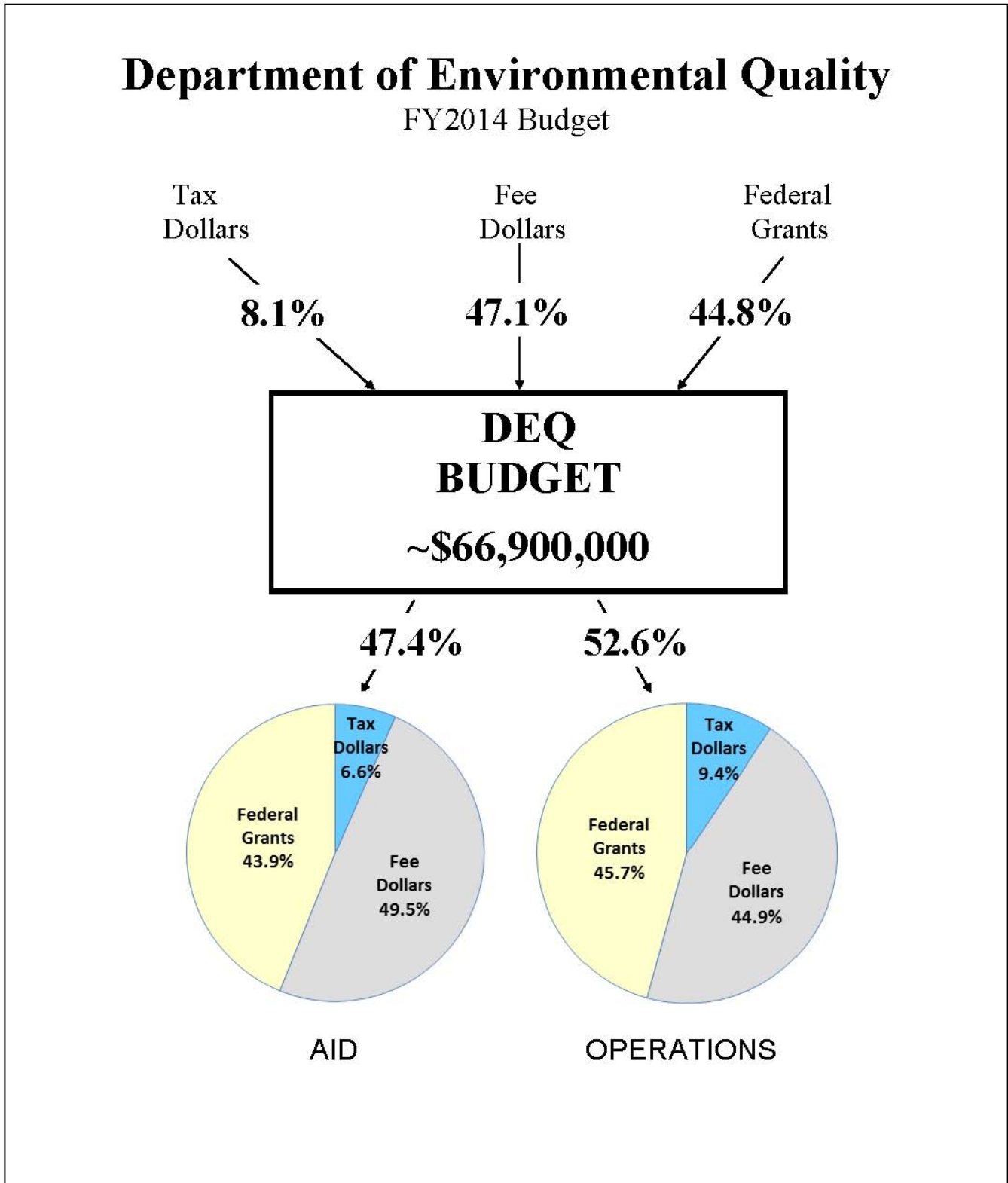
The Department has a total annual budget for FY14 of approximately \$66.9 million. This includes money collected from state taxes, fees and federal grants. Of that amount, \$31.7 million is redistributed to other agencies, organizations and individuals in the form of aid (grants and loans).

On the table below, the columns listed as aid represent the amount of the agency's budget that is redistributed to other entities as grants and loans. The operations columns represent the amounts used for the operation of the agency. However, the operations categories also include contracts where money is used on behalf of others, such as when the agency assigns a private contractor to investigate and clean up a petroleum remediation site.

This funding is derived from several sources. A major source of funding is the federal government. The state also contributes significant funding for Department activities, and certain programs are funded partially or totally by fees. A breakdown of funding by fund type is shown on the following table:

Funding Type	Operations: \$ Amount	Percent of Operations Budget	Aid: \$ Amount	Percent of Aid Budget
Federal Funds (Grants)	\$16.1 million	45.7%	\$13.9 million	43.9%
State General Funds (Tax \$)	\$3.3 million	9.4%	\$2.1 million	6.6%
Cash Funds (Fees)	\$15.8 million	44.9%	\$15.7 million	49.5%
Total	\$35.2 million		\$31.7 million	

The following graphic depicts the department's FY14 budget by funding source and percent anticipated to be expended by fund type and activity (aid or operations).



Several chapters of this report give the reader a more in-depth look at Department responsibilities. Other chapters address financial issues, staffing issues, aid programs, and financial responsibility requirements. Additionally, Chapter 3 lists actions of the Environmental Quality Council during FY13.

This chapter provides: 1) a brief description of agency goals; 2) significant issues in 2013; 3) significant legislation of 2013 and 4) a table that identifies initiatives over the past ten years that have impacted Agency resources.

I. Agency Goals and Related Activities

In recent years, NDEQ Administration has established a list of agency goals. Staff from all programs were asked to identify goals consistent with the agency goals. Through a series of staff meetings, goals were discussed and specific program goals and activities to be reached and reported were identified. These goals meetings have been conducted periodically since the goals were established, to evaluate our progress and develop strategies for the future. These efforts provide greater accountability regarding work that is being accomplished and help programs and management monitor whether we are achieving the identified goals.

The main goals established by the Agency are:

- 1) **Effective work force.** The agency needs to structure and train its employees to be as effective as possible to offset declining resources.
- 2) **Timely permitting process.** Permit review and issuance needs to be streamlined and simplified to meet the needs of both the agency (effective work force) and those in need of a permit.
- 3) **Balanced enforcement.** Enforcement means compliance with the law and a balanced approach between compliance assistance and traditional enforcement tools needs to be reached.
- 4) **Simplify regulations.** Persons and entities affected or protected by our regulations need to be able to understand the requirements with as little difficulty as possible.
- 5) **Community presence and relations.** NDEQ needs to be present in the community that it serves - Nebraska. The agency also needs to open communications and relationships with citizens, those we regulate, and other governmental entities.
- 6) **"Back to the Basics."** We must excel at the fundamental things that the Legislature intends for us to do -- issue permits, inspect, assure compliance, and require remediation where necessary.
- 7) **Assistance.** We need to assist those that we regulate so they can meet or exceed minimum standards. We must make such concepts as pollution prevention and compliance assistance a natural way of doing our job.
- 8) **Measure Environmental Quality.** We need to collect information that enables us to do our job and to measure Nebraska's environmental quality. Information collected by NDEQ must measure any changes in the quality of Nebraska's environment over time and provide the information we need to make sound regulatory decisions.
- 9) **Meaningful Reporting.** NDEQ has a responsibility to the citizens of Nebraska to report our findings in an understandable and useful way.
- 10) **Assess Needs.** Meaningful information about the environment should be used by NDEQ to assess the needs of the citizens and environment of the State. That information, when shared with the public, will provide input opportunities on priority issues.

Through activity tracking and followup meetings with program staff, the agency continually evaluates whether goals are being achieved, and whether they need to be modified.

II. Significant Issues: Proposed Keystone XL Pipeline

In January 2013, NDEQ concluded its role in the evaluation of the proposed Keystone XL Pipeline. TransCanada Keystone Pipeline, LP (Keystone) proposes to construct, operate and maintain the Keystone XL pipeline. The northern portion of the project is an 875 mile long, 36-inch diameter crude oil pipeline that runs from the U.S.-Canadian border to Steele City, Nebraska.

Legislative bills passed in the Special Session of 2011 and in the 2012 Legislative Session provided NDEQ the authority to evaluate proposed oil pipeline routes in Nebraska. In late 2011, NDEQ formed a team of agency staff and hired HDR Engineering, Inc. of Omaha as its consultant in the review of the proposed Keystone XL project. The review was halted in January 2012 when the permit was denied at the federal level.

The state evaluation resumed in April 2012, after LB 1161 was enacted and TransCanada submitted a revised route corridor report to the State of Nebraska. NDEQ conducted four information sessions in May in O'Neill, Neligh, Albion and Central City to discuss Keystone's proposed route corridor and seek public input. In July, NDEQ provided a Feedback Report to Keystone that identified public concerns and agency observations.

Keystone submitted a Supplemental Environmental Report to NDEQ on Sept. 5, 2012, which provided detailed route information and served as the basis for the state's evaluation. On Oct. 30, 2012, NDEQ released its Draft Evaluation Report and announced that a public hearing will be held in Albion on Dec. 4, 2012. Over 100 testified at the hearing, and over 350 submitted written testimony.

After considering all public comment and testimony, NDEQ produced the Final Evaluation Report, which was presented to Gov. Dave Heineman on January 4, 2013. On January 22, 2013, Gov. Heineman issued a letter to President Barak Obama and the Secretary of State, stating that he approved the route reviewed in the final evaluation report. He also requested that Nebraska's evaluation be included in the Department of State's Supplemental Environmental Impact Statement.

III. 2013 Legislative Summary

Three pieces of legislation passed in 2013 had an impact on the agency. The legislation includes:

LB 203 – This legislation amends the definition of solid waste found in the Nebraska Environmental Protection Act. The definition was amended to provide an exemption for slag, a material which is byproduct produced as a result of the steel manufacturing process. New language included in the definition provides an exemption for slag as long as it is managed as an item of value in a controlled manner and not as discarded material.

LB 242 -- This piece of legislation amends the Administrative Procedure Act. Under the Act, state agencies have a specific timeline to adopt or amend rules and regulations when new legislation is passed that requires rule and regulation development or change. The new language adds oversight responsibilities for standing legislative committees with jurisdiction of a subject area to hold a public hearing with a state agency, if that agency has not promulgated rules and regulations within three years of the operative or effective date of authorized legislation. The bill specifically makes this

requirement retroactive as well as prospective. The Administrative Procedure Act was previously amended in 2011 to provide specific timeframes for state agencies to incorporate legislation into rules and regulations.

LB 549 -- This legislation makes changes to the Waste Reduction and Recycling Incentive Act. LB549 increases the portion of the Waste Reduction and Recycling Fund that is available for new scrap tire projects only, and extends the Scrap Tire sunset date. The annual grant target for new scrap tire projects is raised from \$1 million to \$1.5 million, and the sunset date of the Scrap Tire Program is extended another five years, from 2014 to 2019.

IV. State and Federal Actions Affecting Agency Staffing

The following is a breakdown of legislation over the past ten years that has affected staffing requirements at the Nebraska Department of Environmental Quality. The required programs are broken into three categories: 1) programs required by the federal government which did not require additional state legislation to adopt (Federally Mandated); 2) state legislation in response to federal requirements (State Legislation/Federally Mandated); and 3) state legislation which was not federally mandated (State Legislation/ Not Federally Mandated).

2004 (217 FTE)

State Legislation/Federally Mandated

- Livestock Waste Management Act

State Legislation/Not Federally Mandated

- Air Quality Permit Fees

2005 (217 FTE)

State Legislation/Not Federally Mandated

- Air Emission Fees
- Petroleum Release Remedial Action Act

2006 (217 FTE)

State Legislation/Federally Mandated

- Livestock Waste Management Act
- Stormwater Grants
- Emission Trading

2007 (218 FTE)

State Legislation/Not Federally Mandated

- Drinking Water State Revolving Fund
- Livestock Waste Management Act
- Wastewater Treatment Operator Certification
- Private Onsite Wastewater Treatment System Contractors Certification and System Registration Act

2008 (218 FTE)

State Legislation/Not Federally Mandated

- Remedial Action Plan Monitoring Act
- Wastewater Treatment Facilities Construction Act
- Petroleum Release Remedial Action Act

2009 (218 FTE)**State Legislation/Not Federally Mandated**

- Livestock Waste Management Act
- Integrated Solid Waste Management Act (rebate fee schedule)
- Waste Reduction and Recycling Incentive Fund (deconstruction grants)
- Waste Reduction and Recycling Incentive Fund (scrap tire projects)

2010 (215.25 FTE)**State Legislation/Not Federally Mandated**

- LB1 Special Session

2011 (215.25 FTE)**State Legislation/Not Federally Mandated**

- LB28 Nebraska Chemigation Act
- LB29 Emergency Response
- LB30 Integrated Waste Management (Compost)
- LB156 Clean Air Act (Emission Fee)

2012 (216 FTE)**State Legislation/Not Federally Mandated**

- Deficit Funding Bill 1 FTE

2013 (216 FTE)**State Legislation/Not Federally Mandated**

- LB203 Integrated Solid Waste Management Act
- LB242 Administrative Procedures Act
- LB549 Waste Reduction and Recycling Act

CHAPTER 2:

Administration/Legal/ Management Services

The Administration, Management Services and Legal Divisions provide administrative, legal and day-to-day support services to the Agency programs essential to the effective operations of the Department.

I. Administration

The Administration of the Department provides oversight and policy direction in all areas of the Department's activities. The Administrative staff includes the Director, Deputy Directors, Legal Counsel, Assistant Director, Associate Directors, Government Relations Program Manager, Division Administrators and the Administrative support staff. The Director and Deputy Directors are responsible for the overall function and coordination of Department activities. Generally, the Director is responsible for policy and the Deputy Directors for day-to-day management and administration. The Deputy Director of Administration serves as the manager of the Management Services Division. The Deputy Director of Programs, Assistant Director, Division Administrators, Associate Directors and the Program Manager are responsible for management, policy implementation, and coordination of activities in the various sections contained within their respective divisions.

Department Administration is responsible for coordination with other local, state and federal agencies. Staff serve on various committees within the state. The administration is also responsible for coordination and negotiations with the U.S. Environmental Protection Agency. A significant amount of the agency's funding is derived through the EPA, and substantial coordination is required. In addition, the agency coordinates certain activities with the U.S. Department of Defense and the Army Corps of Engineers.

The Director coordinates agency activities with the Governor's Office and the Nebraska Legislature. The Director is responsible for ensuring that the Agency effectively responds to state Legislative activities and actions.

The Deputy Director of Administration is largely responsible for day-to-day administrative activities and Agency operations. The Deputy Director is also given responsibility on a case-by-case basis for coordinating special activities which cross the divisional lines of responsibility.

The Deputy Director of Programs coordinates the various agency programmatic activities.

II. Legal Division

The Legal Division provides legal support to the Director and the Agency. Legal responsibilities of attorneys in the Division include:

- Preparing legal opinions interpreting federal and state laws and regulations,
- Advising the Director and Agency staff on duties and program responsibilities,
- Preparing administrative orders and other enforcement actions for the Agency,
- Representing the Agency in administrative proceedings,
- Preparing judicial referrals to the Attorney General,
- Serving as hearing officers for public and administrative contested case hearings,
- Drafting and reviewing proposed legislation, rules and regulations,

- Drafting and reviewing contracts, leases, and other legal documents,
- Reviewing other Agency documents, and
- Representing the Director and Agency as requested by the Director.

During FY13, the Director issued 14 administrative orders requiring compliance with environmental statutes and regulations. The Attorney General settled 24 civil judicial cases and judgments were entered for a total of \$228,290 in civil penalties with deferments possible in many cases for subsequent compliance. In addition, these judgments included \$51,540 for supplemental environmental projects which were: \$15,000 to City of Fullerton, \$6,000 to Fire Department of Cambridge, \$6,000 to Cambridge Public High School, \$2,250 to Norfolk Fire Department, \$7,290 to Lexington Public Schools, \$1,000 to Roseland Volunteer Fire Department, and \$13,000 to Fillmore County Development, Fillmore County Extension, and Fillmore Central High School, and \$1,000 to Sutton Fire Department.

III. Management Services

The Management Services Division provides administrative and technical support to Department programs. The Deputy Director of Administration heads the division. The division's staff is divided into six areas — Fiscal Services, Human Resources, Records Management, Information Technology, Public Information, and Grant and Contract Coordination.

Fiscal Services

The Fiscal Services Section provides budgeting and finance functions to the Department, and manages Department spending, purchasing, receipting, accounting and auditing responsibilities. The section offers advice and assistance to programs on financial questions and conducts financial reviews of grantees.

This Section is supervised by the agency's Budget Officer. The Budget Officer has direct contact with the State Budget Office in coordinating, compiling and submitting the agency's biennial budget to the Governor. Various reporting mechanisms are monitored throughout each year to keep the agency on track with budgeted expenditures and revenues, and to ensure there is adequate appropriations, grant and cash funding to cover agency expenses in the pursuit of its mission.

The Section provides significant staff assistance and support to the Water Division regarding the State Revolving Fund Loan Program. Assistance includes receipting, collections, payment of loan disbursements, grant activity reconciliation and budgeting. The Fiscal Services Section also coordinates bond activity with NIFA and the Trustee – issuance, retirement and interest payments. The SRF program requires annual Revenue Projection reports and financial statements to be audited. The Fiscal Services Section produces these reports, and coordinates the annual audit requirement.

The Fiscal Services Section serves as the financial liaison regarding grants with the EPA. A significant percentage of staff time is dedicated to meeting complex tracking requirements of the federal government. Given the substantial amount of grant funds the Department distributes, it is essential to dedicate staff time to reviewing financial activities of programs receiving grant funds.

The Fiscal Services Section also assists the Integrated Solid Waste Management and Livestock programs in collecting and reporting all applicable fees. This section is also responsible for tracking receipt of Title V air emission fees, and all other Department fees and permits.

With the advent of American Recovery and Reconstruction Act (ARRA) funding, many fiscal activities were segregated, to provide as much transparency as possible to transactions funded with ARRA money. Heightened federal oversight has caused the Fiscal Services Section increased contact with Federal EPA Region 7, State Auditors and program staff.

Human Resources

The Human Resources team assists supervisors to recruit, hire, develop, retain, and reward a high quality of diverse staff. The team supports agency efforts to provide a working environment that strengthens individual and organizational performance through:

- fiscally responsible compensation and benefits programs;
- progressive human resources policies; and
- targeted career and organizational development initiatives that support the agency's mission of protecting the environment.

Specifically, Human Resources consults with supervisors and employees to: process employee pay and benefits; coordinate hiring; conduct new employee orientation and employee exit interviews; coordinate the agency's medical monitoring program; participate in the Health & Safety Committee; manage the classification and compensation program; and coordinate employee recognition programs. In addition, Human Resources is responsible for monitoring the agency's diversity, monitoring diversity and ensuring equal employment opportunity is an integral part of the daily activities of the agency. Other activities include: providing of technical assistance to supervisors concerning performance management and investigations of conduct complaints; maintaining, communicating and developing agency policies; evaluating reasonable disability accommodations; and coordinating reporting requirements of the conflicts of interest provisions of the Nebraska Political Accountability and Disclosure. The Human Resources Section is responsible for processing the agency's bi-weekly payroll.

Records Management/Database Administration

The Records Management Section is responsible for managing the agency's paper and electronic records. The section also operates the agency's centralized mail handling process and other support functions for the agency. This includes, but is not limited to ordering supplies, staffing the main reception and switchboard area, and providing assistance in special projects or requests as needed.

Incoming mail is scanned and indexed into the Enterprise Content Management (ECM) System utilizing Onbase applications from Hyland Software. Images are routed to agency staff through an electronic workflow process, eliminating the need to route paper documents. Outgoing mail documents are still provided to the Records Section in paper format and then scanned and indexed. Staff can access current facility related documents on their desktop computer through the ECM, the agency Integrated Information System (IIS) Document Tracking System (DTS), or the Agency's webpage. Between July 1, 2012 and June 30, 2013, 65,844 documents were captured and stored in the ECM. Storing document images in the ECM has reduced the number of file folders and file labels purchased, causing a reduction of staff time spent labeling folders and filing documents.

The Records Management Section coordinates responses to requests for information from the public, government agencies, private consultants, and regulated entities that wish to research the history of environmental activities by the agency. These records requests involve a variety of topics such as landfills, leaking underground storage tanks, ethanol plants, wastewater treatment facilities, and hazardous waste sites. The Section responded to approximately 1,300 records requests during FY2013.

All facility-related document images residing in the ECM were made available to the public through the agency's webpage in December 2012. The change in public accessibility to agency documents means staff increasingly fulfill requests for information by providing instructions to access the images from the Internet. Staff spends less time gathering and organizing files for review, disassembling and reassembling files, photocopying documents, and preparing invoices and packages to mail. Overall, the time to respond to public records requests is expected to decline as new documents are scanned into the ECM. Requests for historical images are handled on a case-by-case basis.

In 2012 an application was developed in the Enterprise Content Management (ECM) System to support the records management process of the Supplemental Environmental Impact Statement to the Keystone XL Pipeline project. The final count of public comments and documents captured and stored in the ECM for this project is 2,207. These items are available for public viewing on the agency web site (<https://ecmp.nebraska.gov/deq-seis/>). Utilizing the ECM for the storage and presentation of project documents helped keep the project transparent and provided documents to the public in a timely manner.

Database Administration manages facility data for the agency's Integrated Information System (IIS), resolving discrepancies and providing accurate descriptive and locational information for a database of over 51,000 facilities. A new GIS map application was deployed in late 2012 and is available from the agency web site (<http://deqims2.deq.state.ne.us/deqflex/DEQ.html>). Viewers have the ability to find facilities and to also view facility related documents with this application.

Information Technology

The Information Technology Section provides computer support and information management for all Agency locations. Four professional staff members offer guidance and technical support in the acquisition and maintenance of computer hardware and software. They provide support for about 250 desktop computers, about 20 printers, a midrange AS/400 computer, various network servers, about 30 mobile devices, and software support. They also conduct training and oversee telecommunications for the Agency. Four professional staff design, develop, support, and provide training for computer programs in supporting the Agency's information management needs and the administration of the Agency's computerized databases. One professional staff person is responsible for managing all of the Information Technology staff, maintaining and updating the agency technology plan, and coordinating Information Technology Section activities.

The agency has developed an Integrated Information System (IIS) which is a centralized, shared data base containing descriptive, locational, program specific, and paper file information for all facilities and other items under the agency's jurisdiction. Nationally, NDEQ is among the leaders within state environmental agencies regarding information integration. Over the past decade, the program has implemented EPA grants to improve the network and information systems. These funds have been and continue to be used in efforts to integrate data that is shared among environmental agencies, to provide greater public access to this information, and to build additional information systems. In addition, the agency made available its first web based reporting application at the end of 2003, to replace the more traditional paper based reporting process.

In 2001, the agency successfully completed a pilot project with other states and EPA demonstrating the exchange of federally required information using eXtensible Markup Language (XML). This was the first successful effort to exchange data using this process. The Agency continues to be involved in the EPA/State efforts to build a National Environmental Information Exchange Network (Exchange Network). When completed, the Exchange Network will provide a consistent method for obtaining environmental information from any participating agency or program in the country.

In 2006, the agency, in conjunction with the environmental agencies from Iowa, Kansas, Missouri and EPA Region VII, started work on a Homeland Emergency Response Exchange (HERE) project to share information with each of the respective state Emergency Management Agencies. This project utilizes the technology of the Exchange Network to make information available before a disaster or catastrophic event. The project was operational in November of 2007. Since going operational, the project has expanded to other states in the country and is also being utilized by local planners and emergency response staff. An improved and expanded version of the HERE application was deployed in the original four states in the fall of 2009.

Since late 2010, the agency has been participating in the Enterprise Content Management Shared Services project with Nebraska's Chief Information Officer and other state agencies. The purpose of the project is to create and store electronic images of the agency's documents, to improve management of and access to public records. A Request for Proposals (RFP) was issued, vendors evaluated, a vendor selected, and a contract has been signed. The agency is one of three partners working with the vendor during implementation to demonstrate and accept the requirements of the RFP. As part of the acceptance process, the agency is incorporating the ECM into existing business processes and operations. On April 11, 2011 the agency implemented the first project. This project is covered in more detail in the Records Management portion of the report. As support for the project, about two thirds (160) of the agency PC based computers were replaced between April and September. Additionally, about 170 nineteen inch monitors were installed as a second monitor so agency staff could better utilize the agency ECM application. In early 2013, the agency added the last field office to the state network, which provided staff with better access to the ECM. A project was implemented in the ECM to track public comments and all documents related to the Pipeline Review Project in the first part of 2012.

The application development staff in cooperation with the NPDES water permitting program staff have been designing and developing a permit writing module. When completed, the module will assist permit writers in developing quality permit documents based upon agency rules, standards, and water quality information. This application will also be integrated with the ECM for internal permit reviewing.

Public Information Office

The Public Information Office serves as the Agency's initial source of communication with the public and media. The services of the Public Information Office are used by all divisions of the Agency.

A primary responsibility of this section is to handle questions from the public and media (newspaper, television and radio) regarding the Department's activities. Due to the increasing public awareness of environmental issues, the number of inquiries from both media and the general public has increased significantly in the past several years.

The Public Information Office is responsible for the writing and distribution of news releases on a wide range of environmental topics that are of importance to the public. The Section is also involved in the production of a number of other publications, including this annual report; brochures; Fact Sheets and Guidance Documents. These publications can be obtained by contacting the Public Information Office, or by visiting our web site.

An increasingly important method of communicating with the public is the agency's web site: <http://deq.ne.gov>. The web site has grown considerably in recent years, and an agency-wide effort is on-going to revise the site to make it more accessible and interactive for our customers.

The site provides a wide array of information to the public relating to the agency, including:

Environmental Alerts	NDEQ News	Calendar of Events
Rules and Regulations	Publications	Requests for Proposals
Topics of Interest	Program Information	Public Notices
Enforcement Resolutions	Assistance	Cleanups
Compliance	Financial	Maps and Data
Permits and Authorization	Contact Us/Report a Problem	

An important component of the web site is to promote two-way communication. As part of those efforts, the agency's main e-mail address is provided at numerous locations on our web site. That e-mail address is: NDEQ.moreinfo@nebraska.gov. The Public Information Office coordinates responses to those e-mails. The site also features "Report a Problem," with a link to the e-mail address to report an environmental issue of concern, at NDEQ.problem@nebraska.gov. The site also includes phone information and procedures relating to reporting a spill.

The agency is moving toward more standardized forms, including some that can be filled on-line or submitted electronically.

Grants/Contract Coordination

The Grant and Coordination Office assists with federal grant applications and compliance with grant conditions and requirements, particularly reporting requirements. In addition, the office assists with Requests For Proposals, contract development, tracking, management, and ensures contracts are kept current and contractors meet contract conditions. This office also provides assistance to the Fiscal Services Section.

Funding of Management Services

The Management Services Division provides essential administrative and technical support to the Department. Some activities in Management Services are program specific, but many are not. Funding for the Division is provided by two methods: 1) The majority of the staff salaries and activities are funded through an overhead charge to the Department's various programs; 2) Program specific staff time and activities are charged to those programs.

CHAPTER 3:

Environmental Quality Council

The Environmental Quality Council was established through the Nebraska Environmental Protection Act as the body that adopts rules and regulations which set air, water and land quality standards in order to protect the public health and welfare of the state. They adopt regulations that guide the activities and responsibilities of the Nebraska Department of Environmental Quality. In addition, the Governor appoints the Director of the Department of Environmental Quality based on candidates recommended by the Council.

The Council has 17 members who are appointed by the Governor to four-year terms. Appointments require legislative approval. Council members represent: the food manufacturing industry; conservation interests; the agricultural processing industry; the automobile or petroleum industry; the chemical industry; heavy industry; the power generating industry; crop production; labor; the livestock industry; county government; municipal government (two members, one of which represents cities not of the primary or metropolitan class); a professional engineer; a biologist; a representative of minority interests; and a doctor with knowledge about the human health aspects of air, water and land pollution.

The Council is required by statute to meet at least twice each year. The Department of Environmental Quality publishes notice of these meetings together with an agenda and a description of proposed regulations to be considered. At these meetings, the Council holds public hearings on the proposed regulations. Any interested person may submit written comments on the proposed regulations and/or testify at the public hearing. The Council considers these comments and testimony prior to making a decision on whether to adopt, modify or deny new state environmental regulations and amendments to existing regulations. The Council can also consider rule-making petitions submitted by the public.

Although the Council is responsible for review and adoption of rules and regulations, it does not have involvement or oversight in the administrative functions or day-to-day responsibilities of the agency. The Director of the Department of Environmental Quality is responsible for administration of the department and the rules and regulations adopted by the Council.

Following are two tables. The first lists the council members, the second summarizes Council actions during FY2013.

Council Members

Representing	Council member	Term expires
Agricultural Crop Production	Rod Gangwish Shelton	June 22, 2017
Ag Processing Industry	Douglas Anderson Aurora	June 22, 2015
Automotive/Petroleum Industry	John Dilsaver Ralston	June 22, 2017
Biologist	Mark Czaplewski Grand Island	June 22, 2017
Chemical Industry	Donald E. Williams Orchard	June 22, 2015
Conservation	John C. Turnbull York	June 22, 2015
County Government	Earl McNutt McCook	June 22, 2015
Food Products Manufacturing	Michelle Bucklin Omaha	June 22, 2017
Heavy Industry	John Kinter Norfolk	June 22, 2015
Labor	Robert Hall Wahoo	June 22, 2017
Livestock Industry	Alden Zuhlke Plainview	June 22, 2017
Minority Populations	Mohamed Dahab Lincoln	June 22, 2017
Municipal Government	Vern Powers Hastings	June 22, 2015
Municipal Government	Lance Hedquist South Sioux City	June 22, 2017
Physician	Ronald Sheppard Callaway	June 22, 2015
Power Generating Industry	Joseph Citta, Jr., Columbus	June 22, 2017
Professional Engineer	John T. Baker Scottsbluff	June 22, 2015

**FY 2013
Environmental Quality Council Actions**

Council Meeting Date	Regulation	Action
September 20, 2012	Litter Reduction and Recycling Grant Program Percentage Allocations	Approved
	Amendment of Title 132, Integrated Solid Waste Management Regulations	Approved
	Amendment of Title 129, Nebraska Air Quality Regulations	Denied
April 4, 2013	Amendment of Title 133, Litter Reduction and Recycling Grant Program	Approved
June 20, 2013	Clean Water and Drinking Water State Revolving Funds Intended Use Plan	Approved
	Amendments to Title 129, Air Quality Regulations	Approved
	Litter Percentage and Recycling Grant Program, 2014 Funding Percent Allocations	Approved
	Amendment of Title 133, Litter Reduction and Recycling Grant Program	Approved

CHAPTER 4:

Air Quality Division

The objectives of the Air Quality Division are to achieve and maintain the ambient air quality standards, to protect the quality of the air in the state, including areas that have air cleaner than the standards, and to implement federal and state air quality rules and regulations. Each year, thousands of tons of air pollutants are emitted into the air from industrial and other man-made activities. Many of these air pollutants affect human health, reduce visibility, cause property damage and harm the environment. The air pollutants of most concern are particulate matter, carbon monoxide, nitrogen oxides, sulfur dioxide, ozone, lead, and 187 listed hazardous air pollutants.

The primary air quality programs which help assure healthy air quality are: the construction permit program, operating permit program, emission inventory program, ambient air quality monitoring program, inspection and compliance program, the air toxics program, and planning and development program.

Three local agencies -- Lincoln/Lancaster County Health Department, Omaha Air Quality Control, and Douglas County Health Department -- have accepted through contract with NDEQ and direct delegation from the U.S. Environmental Protection Agency, responsibility for various facets of the air quality program. These responsibilities include air quality monitoring, permitting and enforcement within their areas of jurisdiction.

Permitting Section

During FY13, the NDEQ continued to implement the greenhouse gas rules adopted into Title 129 last fiscal year. This resulted in an increase in major source (Title V) permit applications under the operating permit program, but has had little effect to the construction permit program. Other regulatory actions last year by EPA provided a three year deferral for greenhouse gas emissions (specifically carbon dioxide, CO₂) from bioenergy and other biogenic sources under both permitting programs. During the deferral period, biogenic CO₂ emissions will not count toward permit applicability. The deferral of biogenic CO₂ emissions from permit applicability allowed some sources (particularly smaller ethanol plants) to avoid triggering the major source operating permit program for greenhouse gases since a significant fraction of their total greenhouse gas emissions (CO₂ emissions from fermentation) are now temporarily excluded from permit applicability.

Construction Permit Program

NDEQ has maintained a construction permit program for air contaminant sources since the 1970s. Facilities are required to obtain a construction permit before they construct, reconstruct or modify any air contaminant source or emission unit where there is a net

increase in the potential to emit above specified thresholds. The table below provides information relating to construction permit applications received, processed and pending:

Pending July 1, 2012	Applications Received	Applications Processed	Pending June 30, 2013
52	54	54	52

Nebraska also implements the federal construction permit program, Prevention of Significant Deterioration (PSD). The purpose of the PSD program is to protect areas of the state which are cleaner than the ambient air quality standards, while still allowing industrial and economic growth. The PSD program applies to sources that emit significant levels of certain types of emissions. If a source is regulated under PSD, the NDEQ conducts additional, more rigorous reviews of their construction permit application to ensure that best available control technology will be used. Best available controls are employed to minimize impacts on the environment. Before issuing a permit, the NDEQ must also assure that the source will not cause or contribute significantly to any deterioration of air quality, making the area potentially vulnerable to violations of the ambient air quality standards. The PSD program also ensures that visibility in nearby national parks and wilderness areas is protected. The NDEQ notifies federal land managers of pending PSD decisions. Lastly, the PSD program requires that permitting authorities advise nearby States and Tribes of pending PSD decisions so they may express any concerns they have with potential downwind impacts in their areas.

As a part of its state program, the NDEQ requires significant sources of hazardous air pollutants to control emissions with the best control technology available (Toxics BACT).

During FY06-08, NDEQ received an increasing number of applications from business and industry for air quality construction permits to build new or expand current business ventures across the state, including ethanol plants, power plants, and grain processing facilities. From FY09 through FY12, a slower economy delayed or cancelled many capital projects at sources. In FY13, the number of applications increased by more than 10% over FY12.

	FY09	FY10	FY11	FY12	FY13
Number of Construction Permit Applications Received	53	55	52	54	61

Operating Permit Program

The operating permit program is the result of the Federal Clean Air Act Amendments of 1990 and the passage of LB1257 (1992) by the Nebraska Legislature. The operating permits are reviewed and renewed every five years. Operating permits are issued for both large and small sources of air pollution.

The Nebraska operating permit program offers an innovative alternative for sources who have taken measures to keep their emissions very low. This program is called the low emitter program. NDEQ also has general permits and permits by rule available for certain source categories. The table below provides statistics relating to all applications received, processed and pending under the operating permit program:

Pending June 2012	Operating Permit Applications Received	Operating Permit Applications Processed	Pending June 2013
85	60	40	105

From 2002 through 2004, the operating program was successful in eliminating the majority of the permitting backlog created at the onset of the program. However, this success has caused inconsistency in the amount of permits being received over a five-year time-frame. Because these permits were issued for five year terms, the operating permit program experienced a surge in renewal applications beginning in FY08 through FY10. Renewal applications then dropped significantly in FY11 and FY12. In FY13, another upward trend occurred in operating permit applications received, as sources that had been issued operating permits in FY07 applied for renewal permits.

The following table summarizes the applications received from FY07 through FY13 (applications for all application types, including applications for permit revisions, general permits, permit-by-rule, etc.).

	FY07	FY08	FY09	FY10	FY11	FY12	FY13
Number of Operating Permit Applications Received	58	92	75	61	32	43	60

Compliance Section

Ambient Air Quality Monitoring Program

The State of Nebraska operates an ambient air-monitoring network to determine compliance with the National Ambient Air Quality Standards (NAAQS) and State Ambient Air Quality Standards (SAAQS). In addition, the Nebraska network includes two sites for

monitoring regional haze impacts that are part of a national program to help protect visibility in our National Parks and Monuments.

Three agencies are involved in the day-to-day operation of the network: the Nebraska Department of Environmental Quality, Lincoln/Lancaster County Health Department, and Douglas County Health Department. The Omaha Air Quality Control (part of the Omaha Public Works Department) also provides technical support for network related activities.

National standards have been established by the Environmental Protection Agency for the following six pollutants, to protect both public health and welfare:

- Particulate Matter
 - With a diameter of 10 micrometers or less (PM₁₀)
 - With a diameter of 2.5 micrometers or less (PM_{2.5})
- Sulfur Dioxide (SO₂)
- Nitrogen Dioxide (NO₂)
- Carbon Monoxide (CO)
- Ozone (O₃)
- Lead (Pb)

Nebraska has an additional ambient air quality standard for Total Reduced Sulfur (TRS). The TRS standard was adopted by the Environmental Quality Council in 1997 and is a public health based standard. The Department currently monitors TRS in Dakota City.

NDEQ evaluates the adequacy of its monitoring network in accordance with federal regulations each year. Changes may be made to the network due to monitoring regulation changes, updates to the ambient standards, perceived changes in pollution trends, and/or funding issues. Loss of site access is another consideration that occasionally occurs. The Nebraska monitoring network includes sites at which air quality is monitored to evaluate attainment with the standards and other health and welfare associated priorities.

Most of the sites in the monitoring network evaluate pollutants for which standards are established (i.e., PM_{2.5}, PM₁₀, CO, SO₂, Lead, Ozone or TRS). There are two additional types of sites in the network: Interagency Monitoring of Protected Visual Environments (IMPROVE), and National Atmospheric Deposition Program/National Trends Network (NADP/NTN) sites.

IMPROVE monitors provide information for studying regional haze that may impact the visibility in listed federal Class I National Park and Wilderness Areas. There are two IMPROVE monitoring sites in Nebraska at Halsey National Forest and Crescent Lake National Wildlife Refuge. These sites provide data on pollution trends and transport. The National Trends Network (NTN) of the National Atmospheric Deposition Program (NADP) is a nationwide network of sites that monitor for deposition constituents in precipitation. The deposition constituents examined include acidity, sulfates, nitrates, ammonium chloride, and base-cations (e.g., calcium, magnesium, potassium and sodium). There are two NADP/NTN sites in Nebraska: one near Mead and one near North Platte. Both have been operational for over 20 years. These sites are operated by the University of Nebraska, with analytical and data development support from the NADP. The Mead site was upgraded to include mercury (Hg)

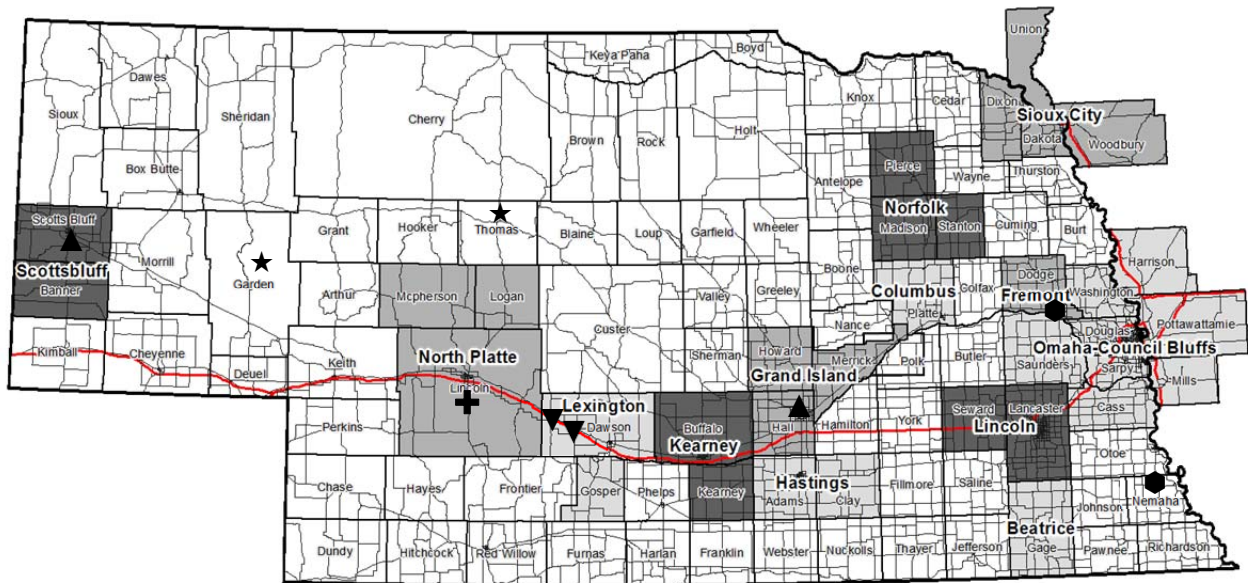
deposition monitoring and was part of the NADP/Mercury Deposition Network (MDN). Both sites maintain the NADP monitoring. The monitoring in Mead is made possible through cooperative efforts of the NDEQ and the University of Nebraska. Additional information about the NADP/NTN can be found at: <http://nadp.sws.uiuc.edu/NADP/>

Monitoring Information On-Line

Ozone and continuous PM2.5 data from Lincoln and Omaha is reported hourly to the EPA AirNow system, which makes contemporaneous air quality information available to the public on web at <http://www.airnow.gov/>. The Douglas County Health Department also participates in the ENVIROFLASH program that allows members of the public to sign-up to receive air quality alerts via email.

Both the Douglas County Health Department and the Lincoln/Lancaster County Health Department also report daily Air Quality Index (AQI) evaluations on the Omaha and Lincoln web sites. The AQI is a numeric rating of the current air quality in each city, and provides the public with a quick and simple means to evaluate current air quality in each metro area.

Nebraska Monitoring Sites not in a Metropolitan Statistical Area



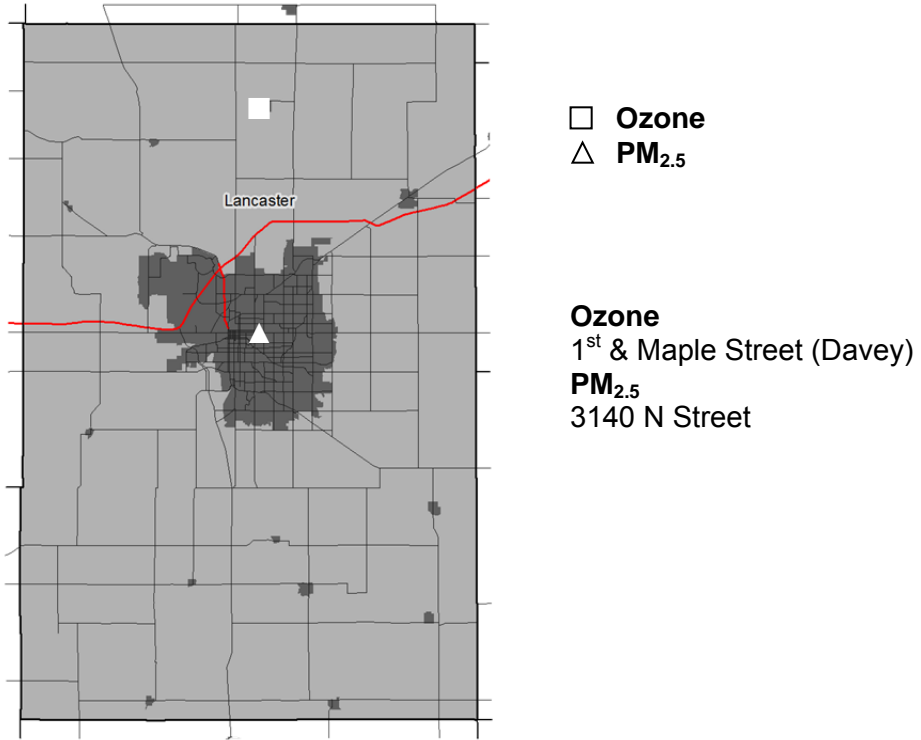
- ▲ **PM_{2.5}**
- ▼ **PM₁₀**
- **Lead**
- ★ **IMPROVE**
- ✚ **NADP/NTN**

- PM_{2.5}**
Grand Island, 2124 North Lafayette Avenue
- PM₁₀**
Scottsbluff, Highway 26 & 5th Avenue
- PM₁₀**
Cozad, 215 West 8th Street
- PM₁₀**
Gothenburg, 9th Street
- NADP/NTN**
Maxwell, North Platte Agricultural Experiment Station

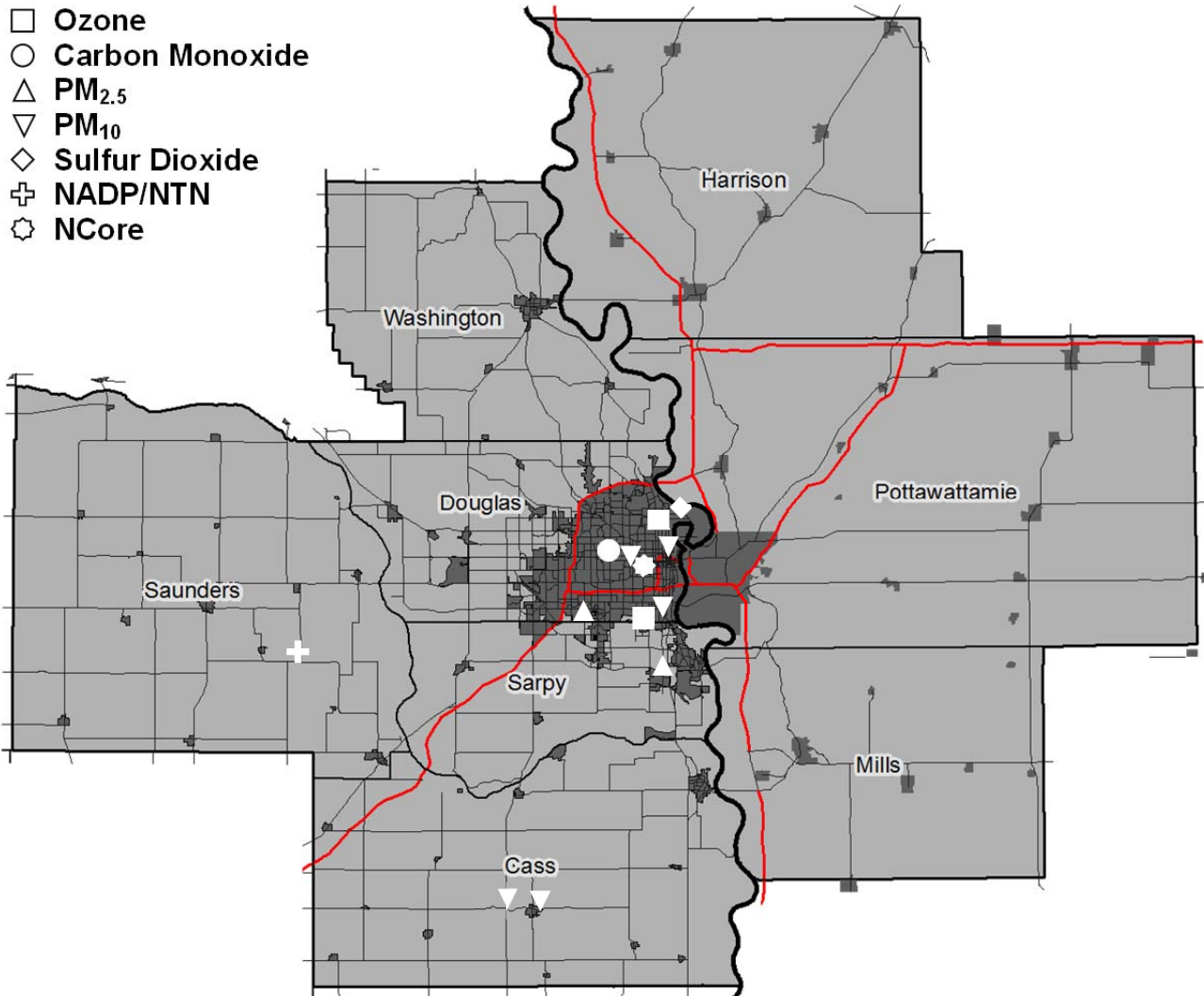
- IMPROVE**
Garden County, Crescent Lake Wildlife Refuge
- Lead**
Thomas County, Nebraska National Forest
- Lead**
Fremont
- Lead**
Auburn

The map above shows monitoring sites that are in non-metropolitan areas. Maps on the next three pages show monitoring sites in the metropolitan areas of Lancaster County, Omaha-Council Bluffs, and South Sioux City (the Omaha and South Sioux City maps also include adjoining counties in Iowa that are part of the region).

Lancaster County Monitor Locations



Omaha-Council Bluffs Metropolitan Area Monitor Locations



Carbon Monoxide

4102 Woolworth Avenue (NCore Trace Monitor)
7747 Dodge Street, Omaha

Sulfur Dioxide

4102 Woolworth Avenue (NCore Trace Monitor)
1616 Whitmore Street

NADP/NTN

Mead, Saunders County

PM_{2.5}

4102 Woolworth Avenue (NCore)
9225 Berry Street
2912 Coffey Avenue (Bellevue, NE)
2242 Wright Street (Blair, NE)

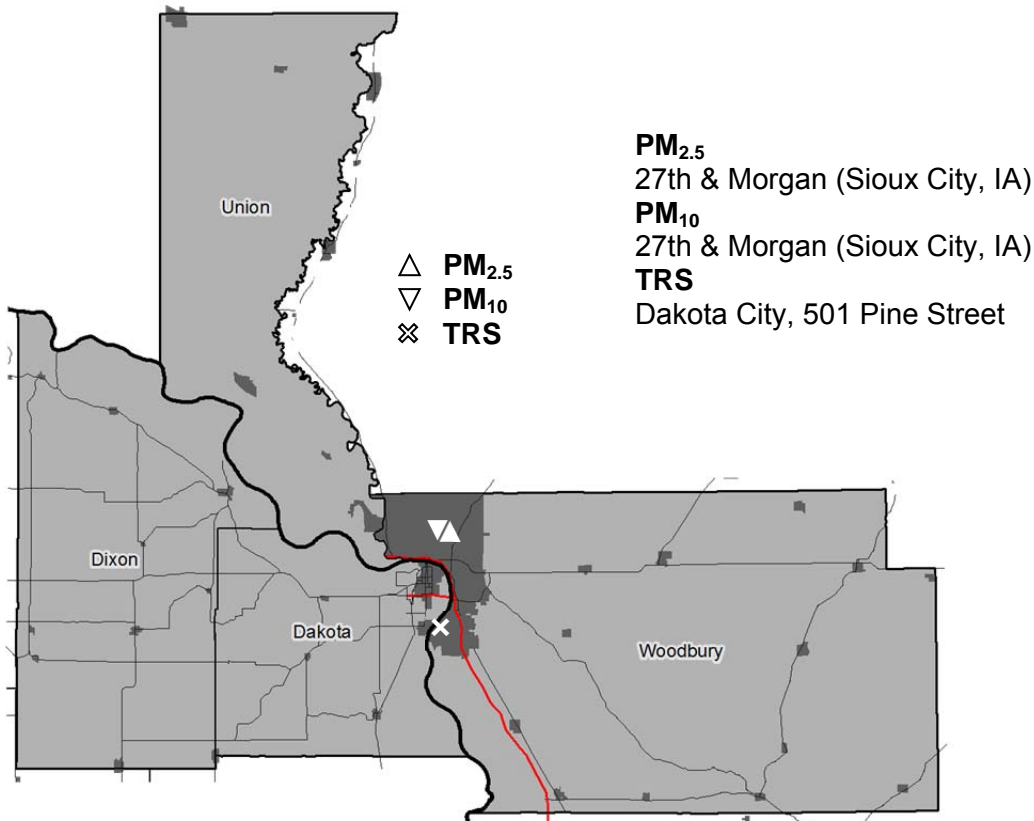
Ozone

4102 Woolworth Avenue (NCore)
30th & Fort Streets
2411 O Street

PM₁₀

4102 Woolworth Avenue (NCore)
19th & Burt Streets
46th & Farnam Streets
2411 O Street
102 P Street (Weeping Water, NE)
5102 Highway 2 (Weeping Water, NE)

Sioux City Metropolitan Statistical Area Monitor Locations



Renewable Powered Monitoring Sites

The NDEQ operates two sites that are powered totally through renewable energy sources: a solar-powered site near Weeping Water, and a solar/wind turbine-powered site at the Scottsbluff High School. Both sites have successfully operated on renewable energy and are examples of energy conservation. The Scottsbluff site was designed to be portable so that it could be easily set up in any location within the state where sufficient solar and/or wind resources exist. The Scottsbluff site also allows an opportunity for NDEQ to partner with the local high school to educate the students about air quality and renewable energy.

Inspections and Facility Compliance

The Compliance Program is responsible for conducting compliance inspections of air pollution sources, responding to citizen complaints, observing and evaluating emission tests, and the acid rain program.

Consistent with the Nebraska Environmental Protection Act, the Air Division attempts to obtain compliance with environmental regulations first through voluntary efforts. Voluntary compliance has helped bring about a better working relationship with the regulated community without sacrificing environmental quality. However, enforcement actions are pursued by the Agency when compliance issues are serious, chronic, or cannot otherwise be resolved. To further the Department's goals to protect and enhance public health and the environment, in certain instances, environmentally beneficial projects, or Supplemental Environmental Projects, may be part of an enforcement settlement.

Compliance Activity Summary

Compliance Activity	NDEQ	LLCHD	OACC
On-site Inspections	90	33	41
Facility Stack Tests Reviewed	102	2	0
On site observations conducted	61	1	0
Continuous Emission Monitoring Audits Reviewed	32	0	0
On-site observations conducted	15	0	0
Complaints Received	142	2	81
Burn Permits Issued	138	20	56
Burn Permits Denied	0	0	0

LLCHD – Lincoln Lancaster County Health Department; OACC – Omaha Air Quality Control

Grants, Planning, and Outreach Unit

The Air Quality Division's Grants, Planning, and Outreach Unit provides support and training to permitting and compliance staff, provides outreach and training to the regulated and general public, and provides information and analyses to the Department and other policy makers. The Unit includes the air dispersion modeling and emissions inventory functions for the Air Division. It is also responsible for maintaining state air quality regulations, updating the state implementation plan, providing expert information on National Emissions Standards for Hazardous Air Pollutants (NESHAPS, also known as air toxics), New Source Performance Standards and National Ambient Air Quality Standards. The Unit coordinates local agency activities, as well as negotiates work plans with the EPA. The Unit also administers the Nebraska Clean Diesel Grant Program.

The Air Toxics Notebook and the New Source Performance Standards Notebook continue to be maintained as valuable online resources for staff and regulated sources. The Grants, Planning, and Outreach Unit has also maintained the AirNews Page (<http://deq.ne.gov/AirDates.nsf/AirNewsMain.xsp>), which is designed to provide easy access to information about the NDEQ Air Division, including important dates and deadlines, access to the AirNews Listserv archive, and links to other important forms and documents on the NDEQ website.

Emission Inventory and Emission Fees

Each year, the Department conducts an inventory of emissions from major industrial sources and a representative sample of lower-emitting, minor industrial sources. Every three years, the Department assists the EPA to prepare a comprehensive national inventory of emissions. The emissions inventory is used to support the planning efforts for national rulemaking and to assess trends in emissions. Emission inventories are due on March 31st each year. The NDEQ also uses emission inventory to support the assessment of annual emission fees. Major sources of air pollution are required to pay emission fees for each ton of pollutant actually emitted during the calendar year. The maximum emission for which a fee is assessed is 4,000 tons per pollutant. For electrical generating facilities with a capacity of between 75 and 115 megawatts, the maximum emission is 400 tons per pollutant. The fees generated are used to support the administration of the permitting program.

The Department attempts to set the fee rate at the minimal level needed to pay reasonable direct and indirect costs of developing and administering the air quality permit program. An analysis detailing how the Department arrived at the fee rate is made available to fee payers and is on the NDEQ's website. The rate for 2012 emissions was \$65 per ton; the 2011 emissions fee was \$64 per ton.

Future Air Issues for Nebraska

Under the federal Clean Air Act, the EPA issues National Ambient Air Quality Standards (NAAQS) for "criteria pollutants." These standards are intended to protect public health and the environment. States must determine whether they are in attainment of these standards and take corrective action if needed. The standards are reviewed and revised periodically, based on the most recent scientific information available.

Nebraska is currently in attainment of all the National Ambient Air Quality Standards. In December, 2012, the EPA lowered the fine particulate matter (PM_{2.5}) primary standard from 15 µg/m³ to 12 µg/m³. At this time all of Nebraska is in attainment with the new standard, but some metropolitan areas are approaching the standard. The sulfur dioxide (SO₂) standard was changed from a 24-hour and annual primary standard to a 1-hour standard in 2010. To determine attainment with the new standard, the EPA is developing an attainment demonstration that is expected to include monitoring and modeling exercises around large SO₂ emitters. This may require modeling or monitoring around several sources in Nebraska. Guidance is expected for the attainment demonstration in early 2014. Finally, the EPA is currently reviewing the ozone standard and is expected to issue a proposed revision to the standard in early 2014. It is expected that the EPA may lower the standard from the current level of 75 parts per billion to a level between 60-70 parts per billion. Depending upon the standard and the 3-year ozone design value, portions of Nebraska may exceed the standard.

For more information about the Nebraska air quality program, please refer to the annual Air Quality Reports and the Ambient Air Monitoring Network Plan, both of which are available on the agency's website at <http://deq.ne.gov/> under "Focus on Air."

CHAPTER 5:

Waste Management Division

The Waste Management Division is comprised of two sections and one unit: the Waste Management Section, the Remediation Section, and the Planning and Aid Unit. Both Waste Management and Remediation sections share responsibilities for hazardous waste (RCRA), Superfund, voluntary remediation, and integrated waste management programs. Several waste-related grant programs are administered by the Planning and Aid Unit. Following is a summary of Waste Management Division programs.

Resource Conservation and Recovery Act (RCRA) Program

NDEQ was authorized in 1985 by EPA to administer portions of the Resource Conservation and Recovery Act (RCRA) program. RCRA regulations are incorporated in NDEQ Title 128 - Nebraska Hazardous Waste Regulations, which is updated as the Federal RCRA regulations change. There were no regulatory changes made in fiscal year 2013 to the Title 128 regulations.

The purpose of the RCRA program is to ensure proper management of hazardous wastes from the point of generation until final disposal. Activities performed under the RCRA program include:

- helping hazardous waste generators maintain compliance through a Compliance Assistance Program,
- performing compliance inspections and enforcement actions,
- investigating complaints,
- reviewing groundwater contamination monitoring and remediation systems,
- reviewing permit applications and determining whether permits should be issued for proposed treatment, storage, and disposal (TSD) facilities,
- reviewing/approving closure and post-closure plans for hazardous waste storage areas and disposal sites,
- maintaining data systems to support decision-making and making information available to the public.

The Compliance Assistance Program helps Nebraska businesses, governmental entities, and private citizens comply with RCRA regulations in a non-enforcement mode. This program works with the regulated community in a partnership promoting hazardous waste minimization and pollution prevention to help waste generators actually reduce the amount of hazardous waste being generated in the state. An additional product of these efforts is ultimately reducing the amount of regulatory requirements on our industries by helping to bring hazardous waste generators into lower RCRA threshold levels.

Compliance and enforcement activities include investigating complaints and the inspection of hazardous waste generators and transporters, hazardous waste treatment, storage and disposal (TSD) facilities, and used oil marketers and burners. Other compliance and enforcement activities include conducting comprehensive groundwater monitoring evaluations and operation and maintenance inspections of sampling and analysis procedures at RCRA sites to ensure that useful and representative data is being collected.

The RCRA program also conducts extensive permitting and closure activities to minimize and eliminate the release of hazardous material into the environment. Closure actions are required for treatment, storage or disposal (TSD) facilities that are discontinuing operations or that have operated without a permit. Permits are required for operating TSD facilities. Post-closure permits are required for TSD facilities that have gone through closure and have remaining contamination.

There is one operating hazardous waste storage and treatment facility in Nebraska: the Clean Harbors Environmental Services, Inc. incinerator near Kimball. This facility has undergone annual performance test burns to demonstrate proper operation since hazardous waste treatment began in 1994. Operational and physical changes at the Clean Harbors incinerator have resulted in numerous permit modifications. These changes were made to improve the performance of the facility and ensure compliance with applicable regulations. In addition, Nebraska oversees two active hazardous waste storage facilities which do not treat hazardous waste.

Corrective action is an important part of the RCRA program that addresses past and present activities at RCRA facilities that resulted in hazardous waste and hazardous constituents being released into soil, groundwater, surface water, and air. Corrective action requires investigation and remediation of the release from regulated facilities. These regulations can make the former owner of a property responsible for mismanagement of hazardous waste if the current owner could not reasonably be expected to have actual knowledge of the presence of hazardous waste at the site. EPA presently operates the corrective action program in Nebraska, and is responsible for regulating cleanups at Nebraska facilities.

Program Funding

Funding for RCRA program activities is provided by an EPA grant, which requires a 25% state match.

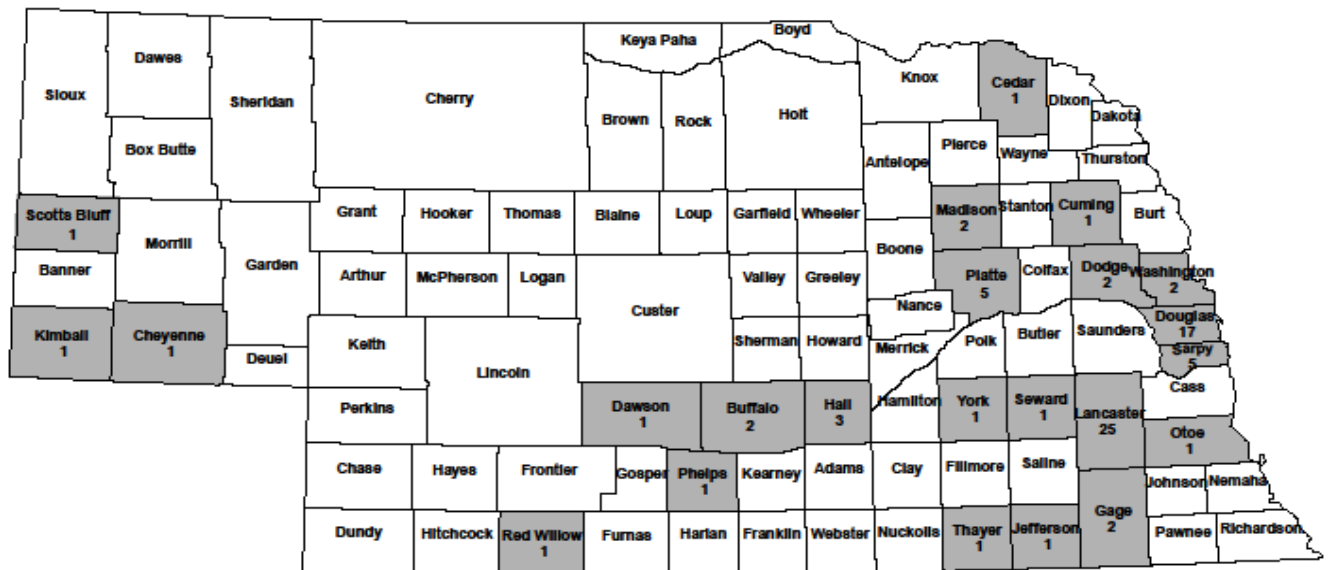
Additionally, the Department can charge proposed commercial hazardous waste management facilities a fee to cover expenses for facility siting committee activities. No new facilities have been proposed in Nebraska since 1994, and that is the last time this fee was collected. There were no new facilities proposed in FY13.

The RCRA program collects a yearly fee from commercial hazardous waste treatment and disposal facilities. Currently, one facility in Nebraska performs hazardous waste treatment and disposal. The fees are based on the total yearly volume or weight of hazardous waste treated or disposed. Fees are due March 1, and are remitted to the state general fund.

Currently, the RCRA Program oversees:

- 78 Large Quantity Generators (greater than 2200 pounds of hazardous waste generated per month) See map below.
- 414 Small Quantity Generators (between 220 and 2200 pounds generated per month)
- 1303 Conditionally Exempt Small Quantity Generators (less than 220 pounds generated per month)
- 1 Hazardous Waste Incinerator Facility
- 32 Treatment/Storage/Disposal Facilities (active and inactive)
- 15 Hazardous Waste Transporters

Location of Large Quantity Generators in Nebraska Regulated Under RCRA



Summary of FY2013 RCRA Activities		
Activity	State	EPA
Compliance Assistance		
On-site Visits	0	0
Direct Assistance Contacts	326	*
Public Outreach Presentations (total 223 in attendance)	3	*
Inspections		
Land Treatment Facilities	0	0
Treatment and Storage Facilities	1	3
Comprehensive Groundwater Monitoring Evaluations	0	0
Operation and Maintenance Inspections	3	0
Facility Self-Disclosure	0	0
Large Quantity Generator	10	3
Small Quantity Generator	4	7
Conditionally Exempt Small Quantity Generators	20	2
Transporters	0	0
Permitting		
Closure Plans Finalized	2	0
Permits Issued/Renewed	1	1
Modifications	6	0
EPA Corrective Action Orders	N/A	0
Record Reviews		
Financial Assurance	21	1
*Data not available		

Superfund Program

The Comprehensive Environmental Response, Compensation and Liability Act (CERCLA) became federal law in 1980. CERCLA established what has commonly become known as Superfund to deal with known or suspected contamination at inactive commercial/industrial/military facilities or so called "uncontrolled hazardous waste or abandoned sites." The nation's most contaminated sites are listed on the National Priorities List (NPL). Nebraska currently has thirteen sites on the National Priorities List. One site, the Waverly Groundwater Contamination Site, was removed from the NPL on November 20, 2006 as the cleanup goals for the site have been achieved. Twelve of the sites are in the cleanup phase and one site (West Highway 6 & 281 in Hastings) is relatively new to the National Priority List and is in the site study stage. Numerous other non-National Priorities List sites with known or suspected releases of hazardous substances exist in the state, but are not being addressed through the federal Superfund process.

The investigation and remediation of contaminated sites are the primary responsibility of the EPA and other federal agencies. NDEQ participates in the Superfund process by serving as a technical support agency to the EPA and as the environmental representative for the State of Nebraska. Activities in the Superfund Program include:

Site Assessment — The Superfund Site Assessment program identifies, assesses and characterizes sites where hazardous substances are known or suspected to pose a threat to public health and/or the environment. Currently, the sites investigated in Nebraska consist primarily of areas where groundwater contamination has been detected in municipal and private drinking water supply wells or where there is a significant potential for groundwater contamination.

The first site assessment step is called a pre-screening assessment. This step is a review of existing information on a potential site to determine whether a release has occurred that should be evaluated further through the Superfund process. The next site assessment step is called an abbreviated preliminary assessment. This step involves the collection of background information such as property ownership, operational history, geology/hydrogeology, and performing a site reconnaissance. The third step is called a site investigation, which involves sampling environmental media, such as soil, soil gas and groundwater and evaluating vapor intrusion into indoor air of building structures. In some situations, the preliminary assessment step and the site investigation step are combined. For large and/or complex sites, an expanded site investigation may also be performed to collect additional soil and groundwater samples to further define the extent of contamination. In addition, some sites that have been investigated in the past may be reassessed if new information is obtained that indicates that a threat to public health and/or the environment may exist.

During the past year, the Department has performed work on two pre-screening assessments, ten abbreviated preliminary assessments, two site investigations, one vapor intrusion evaluation, one expanded site investigation and one site reassessment. One of the site investigations was performed at the Former Northwestern Metals site at 900 T Street in Lincoln that historically operated a lead smelter at the property. The investigation involved sampling of 20 residential yards in the North Bottoms neighborhood for lead in soil from smelter air emissions. Based on the results of this sampling, the Department requested federal action by the EPA Region 7 Superfund program to perform additional residential yard sampling and determine the need for removal of lead contaminated soils at the residential properties. This work is anticipated to be initiated in November, 2013. In addition, the Department reviewed numerous site assessments conducted by EPA in the state and provided recommendations on the need for follow up action.

NPL Site Management Assistance — The Superfund Management Assistance program provides management and technical support to the EPA at priority sites in Nebraska. This assistance includes reviewing technical documents and participating in the Superfund remedy selection process. As the

most heavily contaminated sites in the nation, Superfund National Priority List sites are generally large and complex, because they often involve more than one contaminated media and have multiple sub-units with varying contaminants. The investigation and cleanup activities at these sites are organized into several phases, including remedial investigations, groundwater modeling, baseline risk assessments, feasibility studies/engineering cost evaluations, field-scale pilot studies, remedy design/construction, and remedy operation and maintenance. The Department also participates in public meetings with citizens and local officials in the development of cleanup plans. Below is a list of the 13 active NPL sites. Below each name is an EPA web address that provides more detailed information about the site. The first 12 sites listed below are currently in the cleanup phase. The West Highway 6 and 281 site in Hastings is currently in the removal action and site studies phases.

Active NPL Sites in Nebraska

- Cornhusker Army Ammo Plant (Grand Island)
http://www.epa.gov/region07/cleanup/npl_files/ne2213820234.pdf
- Hastings Groundwater Contamination (Hastings)
http://www.epa.gov/region07/cleanup/npl_files/ned980862668.pdf
- Lindsay Manufacturing Co. (Lindsay)
http://www.epa.gov/region07/cleanup/npl_files/ned068645696.pdf
- Nebraska Ordnance Plant (Mead)
http://www.epa.gov/region07/cleanup/npl_files/ne6211890011.pdf
- 10th Street Site (Columbus)
http://www.epa.gov/region07/cleanup/npl_files/ned981713837.pdf
- Cleburn Street (Grand Island)
http://www.epa.gov/region07/cleanup/npl_files/ned981499312.pdf
- Ogallala Groundwater Contamination Site (Ogallala)
http://www.epa.gov/region07/cleanup/npl_files/ned986369247.pdf
- Bruno Coop Association (Bruno)
http://www.epa.gov/region07/cleanup/npl_files/ned981713829.pdf
- Sherwood Medical (Norfolk)
http://www.epa.gov/region07/cleanup/npl_files/ned084626100.pdf
- Omaha Lead Site (Omaha)
http://www.epa.gov/region07/cleanup/npl_files/nesfn0703481.pdf
- Parkview Well Site (Grand Island)
http://www.epa.gov/region07/cleanup/npl_files/nen000704456.pdf
- Garvey Elevator (Hastings)
http://www.epa.gov/region07/cleanup/npl_files/nen000704351.pdf
- West Highway 6 & 281 (Hastings)
http://www.epa.gov/region07/cleanup/npl_files/nen000704738.pdf

Federal Facilities — The Superfund Federal Facilities program provides technical assistance and regulatory oversight to the U.S. Army Corps of Engineers in support of site assessment and cleanup activities and military munitions response activities at Department of Defense active facilities and formerly used sites. Active Federal installations include Offutt Air Force Base in Bellevue and Cornhusker Army Ammunition Plant in Grand Island. One hundred known formerly used defense sites exist in Nebraska that include small former defensive surface-to-air missile sites, bomber target sites, radar and communications sites and other formerly occupied Department of Defense properties.

Under the current Defense-State Memorandum of Agreement, investigation and cleanup activities are being performed or planned to be performed at three active sites and 13 formerly used defense sites. Military munitions response activities are being performed at five sites. A military munitions response site is a site that may have the potential for unexploded ordnance, discarded military munitions, or munitions constituents in soil and groundwater that may pose an explosive hazard or threat to the environment.

Nebraska Voluntary Cleanup Program

The Remedial Action Plan Monitoring Act (RAPMA), initially created in 1995, established the Nebraska Voluntary Cleanup Program (VCP). The Voluntary Cleanup Program provides property owners and parties responsible for contamination with a mechanism for developing voluntary environmental cleanup plans that are reviewed and approved by the Department. The voluntary cleanup program provides an avenue for businesses to proceed with cleanup of property and an opportunity for regulatory review and oversight that may not be available at the federal level. In addition, the program serves as an alternative cleanup program to the more traditional federal cleanup programs like Superfund or RCRA.

The Department has a Memorandum of Agreement (MOA) with EPA Region VII, which provides federal approval of voluntary cleanup programs. Under this agreement, any site that joins the voluntary cleanup program and successfully completes the cleanup action is assured that EPA will not pursue federal enforcement under CERCLA.

To date, 43 sites have entered the voluntary cleanup program. Currently, 20 sites are active in the voluntary cleanup program. Two sites have been deferred to the EPA Superfund program. Four sites withdrew from the program. Five sites have been terminated from the program due to lack of activity in completing the investigation and/or cleanup. Twelve sites have successfully completed cleanup requirements and have received "No Further Action" letters from the Department.

The Department has seen a significant increase in applications to the voluntary cleanup program over the last several years. New applicants include the Nebraska Machine Products in Omaha, the City of Omaha and Metropolitan Utilities District on the Lynch Park former manufactured gas plant (FMGP) site, and Appleton Electric in Columbus. One former EPA brownfield grantee (Former PCS Nitrogen site in Sarpy County) is likely to apply to the program in the near future. Significant cleanup activities are ongoing at the West Haymarket Redevelopment Site South, the former Nebraska Solvents Company site in Grand Island, the former Pfizer facility in Omaha, the Archer Daniels Midland facility in Lincoln, and Hoover Manufacturing in Beatrice. Cleanup activities are anticipated to be completed next year at Magnolia Metal Corporation in Auburn, CVS Pharmacy in south Lincoln, Plaza North Station LLC in Omaha, and the two former FMGP sites in Blair and Plattsmouth. Cleanup activities are also anticipated to commence next year at Vishay Dale Electronics in Norfolk.

The application fee to participate in the program is \$2,000, and the initial deposit to pay for state oversight costs is \$3,000.

Brownfield Assessments and Cleanups — A brownfield site is a vacant or under-used industrial or commercial property where expansion or redevelopment is complicated by unresolved contamination concerns. The voluntary cleanup program performs assessments and cleanups at brownfield sites in Nebraska. These assessments and cleanups are performed by NDEQ, typically with federal funds, at no cost to interested parties in Nebraska communities. A brownfield assessment is a preliminary investigation to evaluate the environmental conditions at a property, similar to a Phase I and Phase II Environmental Site Assessment. The brownfield assessment can also include surveys of existing building structures on the property for the presence of lead-based paint or asbestos. Cleanups can involve a variety of measures that are implemented to contain and reduce contamination at a site. During the past year, the Department has performed 17 Phase I assessments, five Phase II

assessments, one lead-based paint survey, and four asbestos surveys. One of the Phase II assessments, conducted at Rhylander Park in Plattsmouth, identified the presence of lead in soil associated with the former operations of a Burlington Northern-Sante Fe Rail yard. Supplemental investigation conducted by the Department indicated the need for removal of lead contaminated soil from a wooded area immediately adjacent to the park. This soil removal work was recently completed.

Voluntary Cleanup Program Sites and Status

Site	Location	Status	Date of Entry into RAPMA Program
KN Energy	Holdrege	Completed 5/01/97	4/3/95
Garvey Elevator	Hastings-West	Deferred to EPA Superfund	4/13/95
ASARCO	Omaha-Riverfront	Completed 10/11/01	1/8/96
BNSFRR	Lincoln-N. Havelock	Terminated 12/4/06	1/17/96
Union Pacific RR	Omaha-N. Downtown	Withdrawn 3/7/03	1/17/96
Farmland Industries	Scottsbluff	Completed 7/2/09	2/26/96
Lincoln Journal Star	Lincoln-Downtown	Terminated 1/28/09	2/26/97
Farmland Industries	Hastings-East	Completed 9/2/03	6/25/97
Hastings Area wide	Hastings	Withdrawn 6/23/00	12/17/97
Lincoln Plating Co.	Lincoln	Completed 7/26/12	8/17/98
Witco Corporation	Omaha-North	Completed 6/29/99	1/20/99
BNSFRR	Lincoln-Lot 9 Havelock	Completed 2/20/01	4/28/99
Dana Corporation	Hastings-West	Deferred to EPA Superfund	9/27/99
Ballpark Complex	Lincoln-Haymarket	Completed 9/1/06	11/9/99
Progress Rail Services	Sidney-North	Completed 1/3/06	11/22/99
Brownie Manufacturing	Waverly-Highway 6	Withdrawn 7/19/01	4/25/00
BNSFRR	Lincoln-Havelock Yards	Terminated 12/4/06	10/26/00
New Holland	Grand Island-Southwest	Active	11/9/00
Owen Parkway East	Omaha-Abbott Drive	Withdrawn 11/26/02	12/13/00
Omaha Riverfront Redevelopment - 3 parcels	Omaha-Riverfront	Completed 6/18/03, 12/9/03, 11/9/04	5/18/01
Sanford & Son	Lincoln-North	Terminated 4/18/07	1/22/02
Union Pacific RR Child Development Center	Omaha-N. Downtown	Completed 1/13/12	3/5/04
Vishay Dale Electronics	Norfolk	Terminated 4/20/09	11/13/06
Union Pacific RR Nebraska Solvent Site	Grand Island	Active	2/23/07
Archer Daniels Midland	Lincoln	Active	11/3/08

Site	Location	Status	Date of Entry into RAPMA Program
Plaza North Station LLC	Omaha	Active	7/14/09
Former Pfizer Facility	Omaha	Active	7/28/09
CVS Pharmacy	Lincoln	Active	10/13/10
West Haymarket Redevelopment Site North	Lincoln	Active	10/27/10
Izaak Walton Trap Range	Fremont	Completed 4/6/12	10/28/10
Magnolia Metal Corporation	Auburn	Active	3/9/11
Dettmer Lease Property	Auburn	Active	4/7/11
Hoover Manufacturing	Beatrice	Active	5/27/11
Blair FMGP	Blair	Active	6/28/11
Plattsmouth FMGP	Plattsmouth	Active	6/28/11
Former USDA CCC Grain Bin Sites	Multiple Sites	Active	3/16/12
Vishay Dale Electronics	Norfolk	Active	4/2/12
Lewis and Clark Landing	Omaha	Active	4/20/12
West Haymarket Redevelopment Site South	Lincoln	Active	6/11/12
Quality Analytical Services	Omaha	Active	8/2/12
Nebraska Machine Products	Omaha	Active	9/18/12
Lynch Park FMGP	Omaha	Active	11/20/12
Appleton Electric	Columbus	Active	3/1/13

Solid Waste Program

Solid Waste regulations are incorporated in NDEQ *Title 132 - Integrated Solid Waste Management Regulations*. The purpose of the program is to ensure proper management of solid waste. Solid waste includes municipal solid waste typically collected and disposed in municipal landfills, and other non-hazardous waste. The regulations provide technical criteria for land disposal areas and solid waste processing facilities.

Duties assigned to this program include: 1) Permit issuance, renewal and modification; 2) Response to inquiries related to facility operations; 3) Compliance inspections and enforcement actions; 4) Investigation of citizen complaints; 5) Alternate waste management method approvals; 6) Groundwater investigations and groundwater/soil remediation projects for permitted and non-permitted facilities; 7) Gas emissions monitoring related to landfills and other permitted sites; 8) Closure inspections and monitoring of closure and post-closure activities; 9) Conducting public information sessions and hearings related to permits; 10) Financial assurance review and monitoring compliance; and 11) Assisting regulated facilities and the general public in recycling, re-use and proper management of waste-like materials.

The program regulates municipal solid waste disposal areas (landfills), construction and demolition disposal sites, fossil fuel combustion ash disposal sites, industrial and delisted hazardous waste sites, and land application sites for repeated disposal or treatment of special wastes. In addition, solid waste processing facilities, such as compost sites, material recovery facilities, and transfer stations, are regulated by this program.

Permit modification requests are regularly submitted by permitted facilities. Response to the modification requests are particularly time critical since the facility may need to expand or construct new cells in order to meet their disposal capacity needs and continue operations.

The waste management program coordinates with other department divisions to ensure that permits issued include adequate protection of all environmental media. The requirements in solid waste permits include protection against excessive emissions of landfill gas to the atmosphere, storm water runoff controls, and restrictions on accepting hazardous waste for disposal at a landfill.

Currently, the Solid Waste Program oversees the following facilities, by type:

Total Permitted Facilities in FY 2013	
Municipal Solid Waste Disposal Areas (Landfills)	23
Industrial Waste	0
Solid Waste Compost Sites	8
Transfer Stations	39
Materials Recovery Facilities	5
Construction & Demolition Waste Disposal Areas	30
Delisted Waste Disposal Areas	1
Processing Facility	1
Fossil Fuel Combustion Ash Disposal Areas	8
Total	114

The following chart indicates the number of inspections, complaints and permitting-related activities that the program was involved with in FY2013:

Summary of Activities: FY2013	
Compliance	
Facility Inspections (General)	132
Facility Inspections (Construction)	2
Complaints Received	174
Complaints Investigated	160
Complaints Closed	160
Permitting	
New Permits Issued	3
Permit Renewals	13
Major Permit Modifications	6
Transferred Permits	1
Public Hearings	1
Financial Assurance Reviews	180
Facilities Closed	3

Assessment Monitoring and Remedial Measures

All solid waste landfills accepting municipal solid waste, industrial waste, delisted hazardous waste and fossil fuel combustion ash are required to conduct groundwater monitoring. The purpose of the groundwater monitoring is to detect any release of contaminants from the facility that may impact groundwater quality. A phased approach is used from the initial detection of a potential release to making decisions on cleanup actions after groundwater contamination has been fully investigated.

The first phase is detection monitoring. During this phase, a landfill will monitor for a discrete number of contaminants that would be indicative of a potential release from the facility. If one or more of the parameters being monitored exceed background levels, the facility then begins assessment monitoring. In FY2013, nine active municipal solid waste disposal areas and four closed municipal solid waste disposal areas conducted assessment monitoring.

During assessment monitoring, a landfill will monitor for a more extensive list of contaminants. If during the assessment monitoring phase contaminant concentrations are detected above a groundwater protection standard, the landfill may then be required to assess potential remedial measures. In FY2013, three closed municipal solid waste disposal areas assessed remedial measures.

Following the assessment of remedial measures, a landfill may be required to conduct additional groundwater investigation, to include the installation of additional wells, and cleanup actions. In FY2013, remedial investigations or cleanup actions were conducted at 12 sites.

Financial Assurance and Fees

All permitted solid waste landfills are required to provide financial assurance for closure and post-closure maintenance and monitoring. All privately-owned permitted solid waste processing facilities are required to provide financial assurance for closure.

Program Funding

The Waste Management Section collects permit fees and annual operating fees for all solid waste management facilities. Quarterly disposal fees based on cubic yards or tonnage are collected at all municipal solid waste landfills and transfer stations moving waste for disposal out of state. Fifty percent of the quarterly disposal fees are redistributed as grants and for administration of the Waste Reduction and Recycling Incentives Grants Program and fifty percent of the quarterly disposal fees are utilized for costs of administering the solid waste program and for investigation and remediation of contamination from solid waste facilities and for other statutorily authorized activities.

Waste Tire Management Program

The Department also administers the waste tire management program. Approved beneficial uses of waste tires are outlined in Department regulations. Waste tire haulers are required to obtain individual permits annually and are required to post financial assurance. Financial assurance is designed to provide adequate funds to clean up any waste tires that are illegally disposed by the transporter.

Waste tire management facilities (except tire dealers) are allowed to accumulate up to 500 tires without further requirements, other than mosquito control and fire prevention measures. Speculative accumulation of more than 500 waste tires is prohibited.

Compliance assistance is an important aspect of this program. Program activities include responding to telephone inquiries, letters, and contacts from other states, developing guidance documents, conducting site visits and providing technical advice. The Department has developed guidance documents to explain the proper use of waste tires for blow-out and bank stabilization. Direct financial assistance is also available through the Waste Reduction and Recycling Incentives Grant program, which is described later in this chapter.

Waste Tire Permit Totals, FY2013	
Permitting	
Renewed Hauler Permits	22
New Permits Issued	1

The waste tire compliance assurance program includes facility inspections, complaint investigations and appropriate enforcement actions. Compliance activities are included in the summary of activities for the Solid Waste Program.

Planning and Aid

Waste Planning and Aid includes the following programs: the Waste Reduction and Recycling Incentive Grants Program; the Litter Reduction and Recycling Grant Program; the Illegal Dumpsite Cleanup Program; and the Landfill Disposal Fee Rebate Program.

Main responsibilities of the Planning and Aid Unit include:

- Oversight and review – The Unit reviews grants submissions; performs compliance inspections; monitors the activities, budgets and equipment purchases of grantees; and conducts quarterly performance reviews.
- Outreach – The Unit promotes the availability of grant funding, coordinates the ranking process with the Citizen Advisory Committee, announces grant awards, provides integrated waste management information to the public, and contributes to the development of the Nebraska Recycling Resource Directory, which is located at DEQ's web site at <http://deq.ne.gov>, under "Assistance."

Review Process

The Litter Reduction and Recycling Grant Program and the Waste Reduction and Recycling Grants Incentive Program both utilize a Program Priority System to rank applications received annually by the Department. Applications for funding assistance are prioritized by evaluating the following factors:

- Program Design and Implementation
- Program Impact
- Demonstrated Ability
- Matching Contributions

Each year, grant requests exceed the available funding. The NDEQ Director created the 24-member Citizen Advisory Committee to review all grant applications and rank them according to the Program Priority System. The Citizen Advisory Committee's rankings are provided to the Director for consideration when making grant awards.

Expected Service Life

The Planning and Aid Unit grant programs utilize an expected service life procedure for grant-funded equipment. The expected service life determines how long the grantee is responsible for equipment status reports to the Department and how long the Department maintains an interest in the equipment.

An expected service life is assigned to all equipment purchased with grant funds (in whole or in part) that has a value of \$1,000 or more per item. Equipment costing less than \$1,000 can be assigned an expected service life on a case-by-case basis. Purchase of equipment is documented at the time of purchase. When the grant is closed out, the grantee is provided a sticker to properly identify the equipment and is notified of the length of the expected service life.

Waste Reduction and Recycling Incentive Grants Program

In 1990, the Nebraska Legislature passed Legislative Bill 163, the Waste Reduction and Recycling Act, which created the Waste Reduction and Recycling Incentive Grants Program.

There are three sources of revenue for this program:

- A business fee on sales of tangible personal property, which generates about \$500,000 annually.
- A \$1 per tire fee on the retail sale of new tires in Nebraska, which generates about \$1.9 million annually;
- Fifty percent of the \$1.25 per ton disposal fee on solid waste disposed of in permitted landfills, which generates approximately \$1.2 million annually for grant awards.

The Waste Reduction and Recycling Incentive Fund provides grants to assist in financing sound integrated waste management programs and projects. These programs and projects may include but are not limited to: recycling systems; market development for recyclable materials; intermediate processing facilities and facilities using recyclable materials in new products; yard waste composting and composting with sewage sludge; waste reduction and waste exchange; household hazardous waste programs; the consolidation of solid waste disposal facilities and use of transfer stations; and incineration for energy recovery. A portion of the grants is also obligated to fund scrap tire recycling or reduction projects and a portion of the grants are available to smaller cities and counties for abandoned building deconstruction.

Fund Summary

Waste Reduction and Recycling Fund

July 1, 2012 - June 30, 2013

Fund Balance June 30, 2012	\$	4,146,283
Revenues:		
New Tire Fees		1,911,380
Business Fees		459,686
Solid Waste Disposal Fee		1,297,439
Interest, Grant Returns		116,599
Net Collections for Year	\$	3,785,104
Expenditures:		
Administration		271,302
Grant Funds Expended*		2,514,139
Total Expenditures FY 2013	\$	2,785,441
Fund Balance June 30, 2013	\$	5,145,946

* Because grants funds are expended on a reimbursement basis, total grant funds expended in a fiscal year will differ from the amount of grants awarded in that fiscal year.

Summary of Activities - For FY2013, the Department awarded \$3,588,727 for Waste Reduction and Recycling Incentive Grants to 137 projects. Twenty of these grants were awarded from the Business Fee category (\$549,524), 10 were awarded from the Disposal Fee category (\$816,990), 104 received grants from the funds prioritized for scrap tire projects (\$1,930,713) and 3 were awarded from the Deconstruction Grants category (\$291,500). The following lists indicate the locations across Nebraska that received funds.

Waste Reduction & Recycling Grants for FY2013

Business Fee	\$ 549,524	20 grants, including, 2 statewide
Disposal Fee	\$ 816,990	10 grants, including, 3 regional

Business Fee	
Ainsworth	Plainview
Alliance	Schuyler
Chadron	Scottsbluff
Fremont	Disposal Fees
Grand Island	Kearney
Kimball	Lexington
Lincoln – 4 grants	Lincoln – 5 grants
Lyons	McCook
Oakland – 2 grants	Norfolk
Ogallala	Tecumseh
Omaha – 3 grants	

Deconstruction Grants for FY2013

3 Deconstruction Grants for a total of \$291,500

- Lyons – 2
- Wymore – 1

Scrap Tire Grant Awards for FY 2013

101 local grants and 3 regional grants for an award total of \$1,930,713

City	Grants	County	Regional Grants	City	Grants	County	Regional Grants
Ainsworth	1	Brown		McCook	2	Red Willow	1
Albion	1	Boone		Mullen	2	Hooker	
Alliance	1	Box Butte		Murray	1	Cass	
Arnold	2	Custer		Nelson	1	Nuckolls	
Arlington	1	Washington	1	Odell	1	Gage	
Auburn	1	Nemaha		Omaha	15	Douglas	
Bertrand	1	Phelps		Ord	1	Valley	1
Bridgeport	1	Morrill		Oshkosh	1	Garden	
Broken Bow	1	Custer		Overton	1	Dawson	
Central City	1	Merrick		Oxford	1	Furnas	
Ceresco	1	Saunders		Papillion	1	Sarpy	
Columbus	1	Platte		Platte Center	1	Platte	
Cook	1	Johnson		Plattsmouth	1	Cass	
Deschler	1	Thayer		Ponca	1	Dixon	
DeWitt	1	Saline		Ralston	2	Douglas	
Elm Creek	1	Buffalo		St. Paul	1	Howard	
Fairbury	1	Jefferson		Sidney	2	Cheyenne	
Genoa	2	Nance		S. Sioux City	1	Dakota	
Gering	2	Scotts Bluff		Spencer	1	Boyd	
Gordon	1	Sheridan		Stockville	1	Frontier	
Grand Island	2	Hall		Superior	1	Nuckolls	
Guide Rock	1	Webster		Syracuse	2	Otoe	
Harrisburg	1	Banner		Tecumseh	1	Johnson	
Hastings	2	Adams		Tekamah	3	Burt	
Holdrege	1	Phelps		Thedford	1	Thomas	
Johnson	1	Nemaha		Valley	1	Douglas	
Kearney	1	Buffalo		Wahoo	1	Saunders	
Kimball	1	Kimball		Wakefield	2	Wayne	
Lexington	1	Dawson		Walthill	1	Thurston	
Lincoln	9	Lancaster		Wilber	1	Saline	
Loup City	2	Sherman		Wilcox	1	Kearney	
Lyons	1	Burt		Wolbach	1	Greeley	
Madison	1	Madison					

Litter Reduction and Recycling Grant Program

The Litter Reduction and Recycling Grant Program has been in existence since 1979. Its purpose is to provide funds to support programs to reduce litter, provide education, and promote recycling in Nebraska.

Funds from this program are provided from an annual fee assessed to manufacturers, wholesalers, and retailers having gross receipts of at least \$100,000, on products that commonly contribute to litter. For manufacturers, the annual litter fee is equal to \$175 for each million dollars of products manufactured. The annual litter fee for wholesalers and retailers is equal to \$175 for each million dollars of sales made in the state. Approximately \$1.8 million is received annually.

The annual litter fee is imposed on products in the following categories:

- Food for human consumption, beverages, soft drinks, carbonated water, liquor, wine, beer, and other malt beverages, unless sold by retailers solely for consumption indoors on the retailer's premises;
- Food for pet consumption;
- Cigarettes and other tobacco products;
- Household paper and household paper products;
- Cleaning agents; and
- Kitchen supplies.

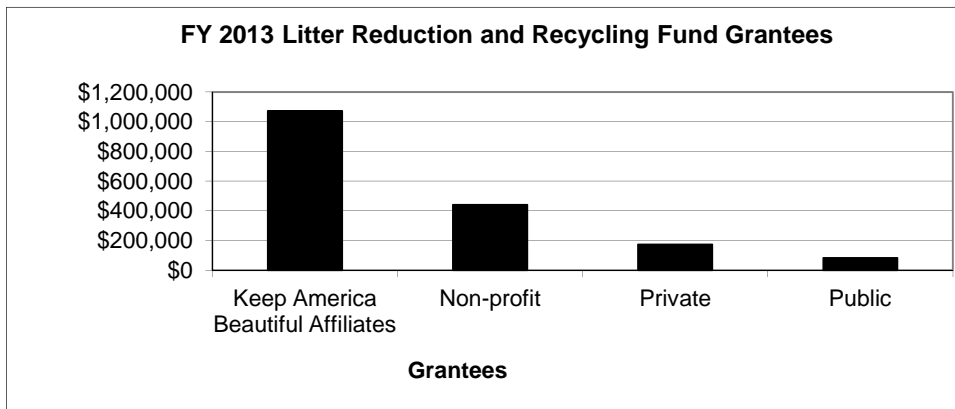
Fund Summary

Litter Reduction and Recycling Fund

July 1, 2012 - June 30, 2013

Fund Balance June 30, 2012	\$	489,120
Revenues:		
Litter Taxes Collected		2,165,347
Interest, Grant Returns		78,558
Net Collections for Year	\$	2,243,905
Expenditures:		
Department of Environmental Quality Administration		256,403
Grant Funds Expended		1,711,067
Total Expenditures FY 2013	\$	1,967,470
Fund Balance June 30, 2013	\$	765,555

In FY2013, \$1,682,588 was awarded from the Litter Reduction and Recycling Grant Program. Grant funding is awarded to several types of programs, including non-profit groups, public and private entities, and over 20 Keep America Beautiful affiliates. Many of these programs utilize the Litter Reduction and Recycling Grant Program funds to leverage additional dollars for a comprehensive, statewide approach to litter reduction and recycling. Below is a chart reflecting FY2013 grantees.



FY 2013 Grant Allocations

Litter Reduction and Recycling Fund

In FY2013, the Department gave 54 Litter Reduction and Recycling Grant Program awards to organizations in Nebraska. The breakdown is as follows:

Public Education	(39%)	21 grants	\$ 751,559
Cleanup	(20%)	11 grants	\$ 109,937
Recycling	(41%)	22 grants	<u>\$ 821,092</u>
Totals	(100%)	54 Grants	\$1,682,588

Public Education

In FY2013, 21 grants totaling \$751,559 were awarded under the category of Public Education. The Public Education programs educate citizens in the areas of litter reduction, cleanup, and recycling through a variety of individual and community activities. The citizens of Nebraska are cultivating a greater awareness of their impact on the environment through their purchasing and disposal actions. The educational programs are an excellent means of providing information on proper waste disposal, recycling, and available products that contain recycled material. Priority is given to programs that promote markets for recycled materials or purchasing products made from recycled materials. The following list indicates the locations that received funds.

FY 2013 Public Education Grant Awards

Total Awarded - \$751,559
4 Regional Grant Awards

21 total grants
1 Statewide Grant Award

Alliance	Norfolk
Beatrice	North Platte / Lincoln County
Cass County / Plattsmouth	Ogallala / Keith County
Chadron	Omaha
Fremont	Ord (Loup Basin, 9 Counties)Columbus
Grand Island	Schuyler
Kimball	Scottsbluff
Lexington	Sidney
Kimball	S. Sioux City (Keep Northeast Nebraska Beautiful, 11 Counties)
Lincoln (2)	

Cleanup

In FY2013, 11 grants totaling \$109,937 were awarded under the category of Cleanup. The cleanup programs utilize Nebraska residents of all ages to pick up litter and debris along Nebraska's highways, waterways, recreation lands, urban areas, and other public use areas within the state. Not only are the public areas improved through the removal of litter and debris, but also much of the material collected during the cleanups is recycled. The recycling proceeds are often utilized to benefit the respective programs. The following list indicates the locations that received funds.

FY 2013 Cleanup Grant Awards

Total Awarded - \$109,937
2 Regional Grant Awards

11 total grants
0 Statewide Grant Award

Beatrice	Omaha
Chadron	Scottsbluff
Columbus	Schuyler
Lincoln	Steinauer
North Platte	Wakefield
<i>Ogallala</i>	

Recycling

In FY2013, 22 grants totaling \$821,092 were awarded under the category of Recycling. The recycling programs provide an alternative to the disposal of solid waste in Nebraska's landfills. The programs recycle more than just aluminum, paper, glass, and plastic. Materials such as electronic computer components, paint, aerosol cans, fertilizer, pesticides, and household hazardous waste are collected and either reprocessed to be used again or are disposed of in an environmentally friendly manner. Recycling conserves our natural resources, landfill space, and energy. Jobs are created and revenue is generated through the opportunities that recycling provides. Recycling efforts that promote the purchase of recycled content products continue to receive priority for funding. This support helps to "close the loop" and enhance the recycling efforts in Nebraska. The following list indicates the locations that received funds.

FY 2013 Recycling Grant Awards

Total Awarded - \$821,092	22 total grants
4 Regional Grant Awards	4 Statewide Grant Awards
Alliance	North Platte
Beatrice	Ogallala
Chadron – 2 grants	Omaha - 2 grants
Columbus	Plattsmouth
Imperial	Schuyler
Kimball	Scottsbluff
Lexington	Theadford
Lincoln, 6 grants	

Illegal Dumpsite Cleanup Program

The Illegal Dumpsite Cleanup Program, established in 1997, is a cleanup program that provides funding assistance to political subdivisions for the cleanup of solid waste disposed of along public roadways or ditches. Through this program, items such as household waste, white goods, construction and demolition waste, and furniture, are removed from the illegal site and disposed in a permitted facility or recycled.

Funding for this program is limited to five percent of the total revenue from the disposal fee collected from landfills in the preceding fiscal year. Approximately \$140,000 is available annually. The Department is encouraging municipalities, counties, and other political subdivisions to submit applications for the reimbursement of cleanup efforts. In FY2013, the program provided \$44,840 to 10 different recipients. In FY13 the Department provided information to all of the counties in Nebraska in an effort to make the program known statewide and to utilize more of the available funds. In FY2013, funds were provided to:

Adams County	Omaha
Butler County	Otoe County
Beatrice	Saunders County
Gage County	Scottsbluff
Lincoln	Walthill

Landfill Disposal Fee Rebate Program

The Landfill Disposal Fee Rebate Program was created as an incentive to political subdivisions to support and encourage the purchasing of products, materials, or supplies that are manufactured or produced from recycled material. Funding for the program is drawn from the Waste Reduction and Recycling Incentive Fund.

Under the program, which was created in 1994, any municipality or county may apply for a rebate if they have a written purchasing policy in effect requiring a preference for purchasing products, materials or supplies that are manufactured or produced from recycled material. If the policy is approved by NDEQ, the applicant may receive a 10-cent rebate from the \$1.25 per ton disposal fee. Rebates are provided no more than quarterly and no less than annually.

In FY2013, the program provided \$108,168 to five counties and six cities participating in the program. In FY2013, the Department offered to provide letters and forms to the participants through email instead of the postal service. Eight of the 11 participants chose this option furthering our waste reduction efforts and increasing efficiency.

David City	\$ 179.91	Jefferson County	\$ 1,128.53
Lincoln	27,853.18	Seward County	1,356.30
Omaha	62,189.14	Saline County	2,217.56
Grant	108.10	Buffalo County	4,109.90
South Sioux City	473.27	Butler County	4,557.70
North Platte	3994.93		

CHAPTER 6:

Water Quality Division

The goal of the Water Quality Division is to protect the surface and groundwater resources in Nebraska. This chapter describes the programs administered by the Water Quality Division, including: petroleum remediation programs, agriculture programs, surface water and groundwater monitoring and assessment programs, wastewater permitting and certification programs, and financial assistance programs.

Petroleum Remediation Program

NDEQ's activities regarding the Petroleum Remediation Program involve two interrelated program areas:

1. overseeing the **investigation and cleanup** of petroleum contamination resulting from leaking above-ground and underground storage tanks; and
2. administering a **financial assistance program** for persons responsible for investigation and cleanup costs due to petroleum releases from tanks.

Investigation and Cleanup

The first step in the Petroleum Remediation Program is the review of tank removal assessment reports or other documentation to determine whether potential contamination exists. After some initial indication that there may be petroleum contamination at a site, NDEQ decides whether more investigation and cleanup is required. The agency also determines whether parties who caused the contamination are available and financially capable of assuming responsibility.

In the event these reports indicate a threat to health, safety, or the environment, NDEQ requires a detailed study of the affected groundwater and soil to discover the severity of the contamination, direction of groundwater flow, and potential water supplies or points of exposure that may be impacted. Program staff review these reports to determine if cleanup requirements are needed and issue a public notice of their decision. Staff review remedial actions throughout the project and determine when sufficient cleanup has been accomplished.

The program has developed risk-based corrective action (RBCA) regulations and accompanying guidance. The RBCA process allows evaluation of all petroleum release sites based on the risk they pose to human health and the environment. Those that pose no significant risk are closed; those that pose significant risk are prioritized for further work. In recent years, the program has been initiating many new investigations to collect information needed for Tier 1, the first step in the RBCA process. The plan is to continue investigating additional sites until eventually the information necessary for a RBCA Tier 1 evaluation has been collected at all sites. Sites that fail Tier 1 are activated for Tier 2, which is a more detailed investigation and the next step in the RBCA process. If sites fail Tier 2, they are normally scheduled for cleanup.

Financial Assistance – Petroleum Release Remedial Action Reimbursement Fund

When contamination has been found at a site, and the NDEQ has determined that more investigation and/or cleanup are required, the agency will also determine the "responsible person(s)." This term refers primarily to those who owned or operated the site when the leak

occurred. Those who are determined to be the responsible persons may be eligible for reimbursement through the Petroleum Release Remedial Action Reimbursement Fund.

This fund helps pay for investigation and cleanup costs for owners/operators of facilities that have leaking petroleum tanks. Costs for both underground and above ground tank releases are eligible for reimbursement. The program's activities in this area include receiving and processing applications for reimbursement from the fund and subsequently initiating reimbursements for eligible costs. To assist applicants, the program developed guidelines entitled "Reasonable Rates Schedule and Reimbursement Guidance Manual."

"Orphan" Sites

In situations involving "orphan" sites (sites where the person or business that caused the contamination either cannot be identified or located or does not have the resources to pay for their share of cleanup costs), investigation and remediation costs are paid with federal and/or state funds. In FY13, two orphan sites were activated for investigation and/or cleanup. As of August 31, 2013, there were 550 orphan sites waiting on the inactive list.

Pay for Performance

Some orphan sites are selected by the state to be cleaned up through a different process known as "Pay for Performance." Under the Pay for Performance program, pre-qualified contractors are invited to submit bids to clean up specific petroleum-contaminated sites. NDEQ has signed 36 Pay for Performance contracts since the program's inception. Of these projects, 10 have been successfully completed, 16 were terminated prior to completion, and 10 are still in the cleanup phase. This program saves the state time and money in getting these sites cleaned up.

Program Statistics

Since June 1999, through June 30, 2013, 2,540 Tier 1 site investigations have been initiated. Of the 2,315 Tier 1 field investigations completed, 1,429 (62%) were closed, and 886 (38%) were determined to need a more detailed Tier 2 investigation. Since April 2002, 750 Tier 2 investigations have been completed; 535 (71%) of these sites have been closed. Of all the sites that have completed a Tier 1 or Tier 2 investigation, 314 (14%) have reported finding the contaminant methyl tert-butyl ether (MTBE) in groundwater.

The revenue going into the cleanup fund in FY13 was about \$11.5 million. As of June 30, 2013, a total of \$181,451,121 has been disbursed since the program began. During FY13, NDEQ reimbursed \$5,592,705 to responsible persons (or their designees) for work done at 240 different sites.

The 36 sites listed on the next page are all currently active sites that have received a total reimbursement of more than \$600,000 each. Once the statutory limit is reached (either \$975,000 or \$985,000, depending on the applicable deductible/co-payment amount), the responsibility of funding the remainder of cleanup necessary reverts to the responsible person. Some closed sites have also reached the statutory limit.

Responsible Person	City	Reimbursed amount as of June 30, 2013	Has Statutory Limit Been Reached?*
BURLINGTON NORTHERN & SFR	ALLIANCE	\$975,000	yes
BURLINGTON NORTHERN & SFR	MC COOK	\$975,000	yes
KONECKY OIL	MEAD	\$975,000	yes
BURLINGTON NORTHERN & SFR	LINCOLN	\$974,300	yes
BURLINGTON NORTHERN & SFR	ALLIANCE	\$973,682	yes
BURLINGTON NORTHERN & SFR	ALLIANCE	\$972,579	yes
ELKHORN VALLEY COOP	SNYDER	\$970,689	no
COBB MOTORS INC	STUART	\$954,766	no
MAGERS SERVICE	NORTH PLATTE	\$947,670	no
WESTERN COOPERATIVE CO.	ALLIANCE	\$945,448	no
AG VALLEY COOP	BARTLEY	\$941,705	no
CONOCO PHILLIPS	SIDNEY	\$923,416	no
UNOCAL CORPORATION	OGALLALA	\$909,946	no
WORTMAN MOTOR CO.	DONIPHAN	\$906,564	no
BURLINGTON NORTHERN & SFR	ALLIANCE	\$879,752	no
NEITZEL OIL CO.	SPRINGFIELD	\$851,687	no
IBP ATV(AT THE VERTICALS)	DAKOTA CITY	\$841,012	no
FOOTE OIL COMPANY	HASTINGS	\$806,421	no
FARMERS COOP GRAIN SUPPLY	TRENTON	\$779,372	no
COASTAL REFINING & MARKET	CHESTER	\$736,105	no
FLYING J INC	GRETNA	\$730,669	no
CITY OF LINCOLN	LINCOLN	\$730,542	no
WYMORE OIL CO	WYMORE	\$727,403	no
LEIGH OIL CO	LEIGH	\$724,199	no
AG VALLEY COOP	CURTIS	\$723,722	no
WHITEHEAD OIL 33RD A	LINCOLN	\$698,725	no
ROESENER OIL CO	COOK	\$697,319	no
SINCLAIR OIL CORP.	GRAND ISLAND	\$696,503	no
LOHR PETROLEUM CO	COLUMBUS	\$695,910	no
WESTERN COOPERATIVE CO.	ALLIANCE	\$672,076	no
SANDHILL OIL	THEDFORD	\$654,115	no
SHOEMAKER TRUCK STATION	LINCOLN	\$617,964	no
LEXINGTON COOP OIL	EDDYVILLE	\$617,882	no
I-90 TRUCK HAVEN	NORFOLK	\$609,087	no
KWIK STOP PLUS INC	NORTH PLATTE	\$607,457	no
FORMER FARMERS COOP	CEDAR BLUFFS	\$607,092	no

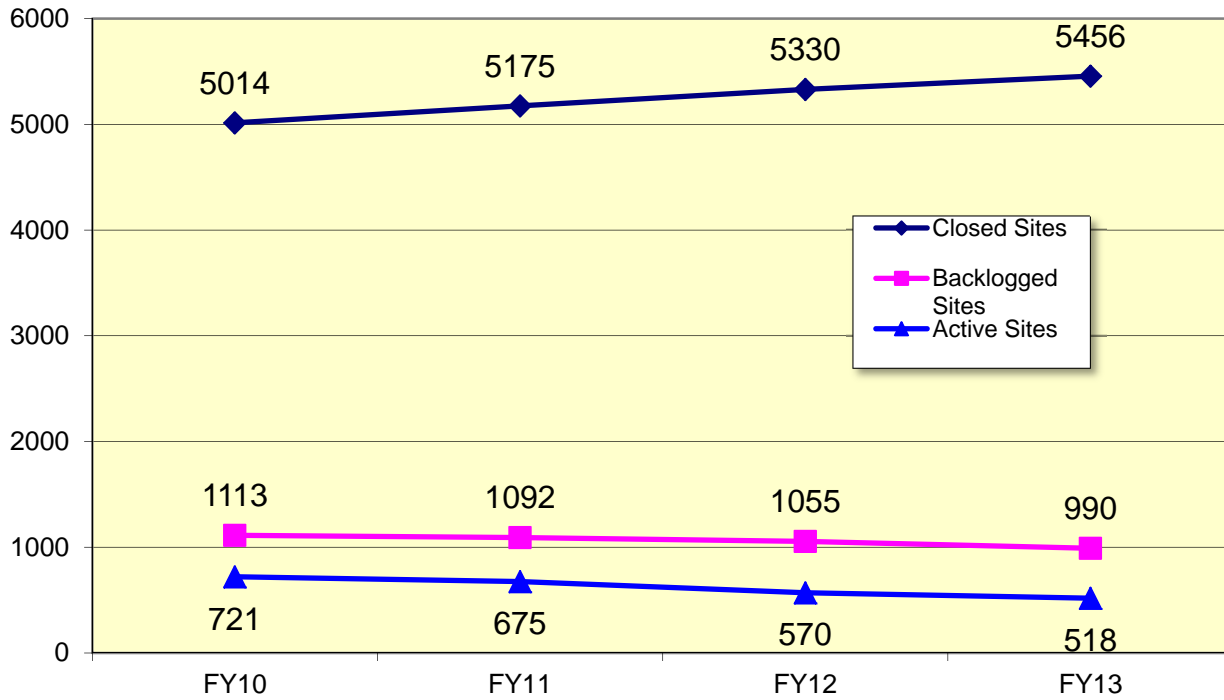
* Those with a yes indicate that the statutory limit was reached prior to June 30, 2013. The total reimbursed amount may have been reduced due to noncompliance.

Responsible persons are able to perform voluntary remedial action prior to NDEQ's approval of their plans and still be eligible for reimbursement consideration in the future. This allows sites to move forward on their own initiative. 217 suspended or backlogged leaking underground storage tank sites have been closed based on voluntary submittals.

The following is a chart of end of year totals for the past four years relating to Petroleum Remediation sites in Nebraska. The chart provides information relating to:

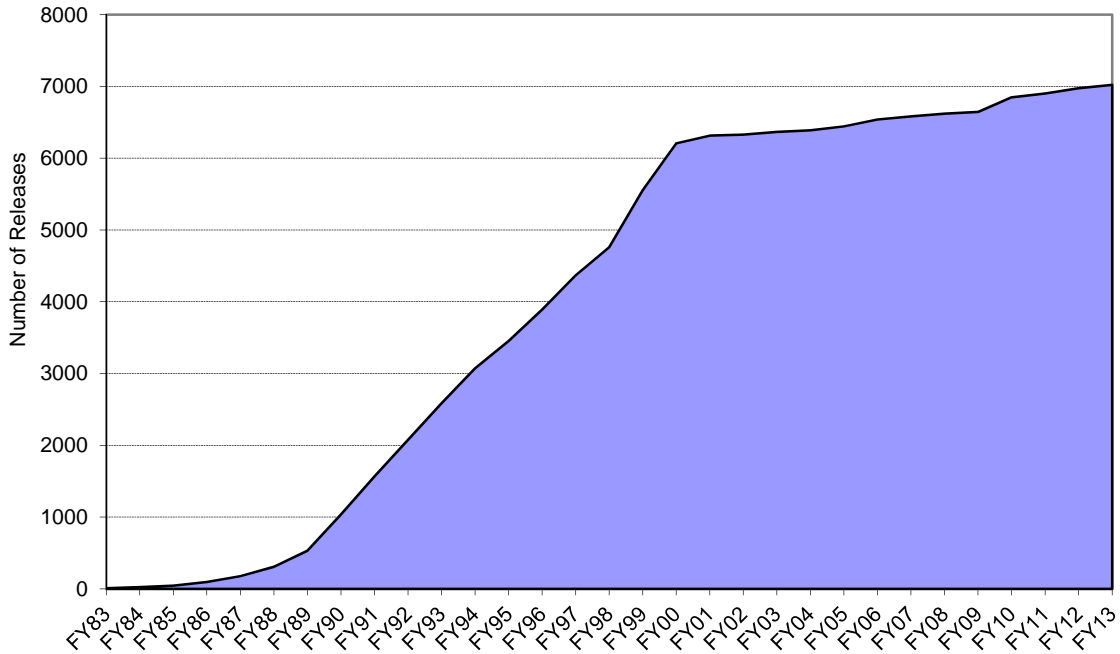
- **Closed Sites:** Sites that have been closed either because they have been cleaned up or it has been determined that no cleanup is necessary
- **Backlogged Sites:** Sites identified as potentially needing cleanup, but are on a waiting list for further investigation
- **Active Sites:** Sites that are currently being actively investigated or remediated

**Petroleum Remediation Trends:
End-of-Year Totals, FY10-FY13**

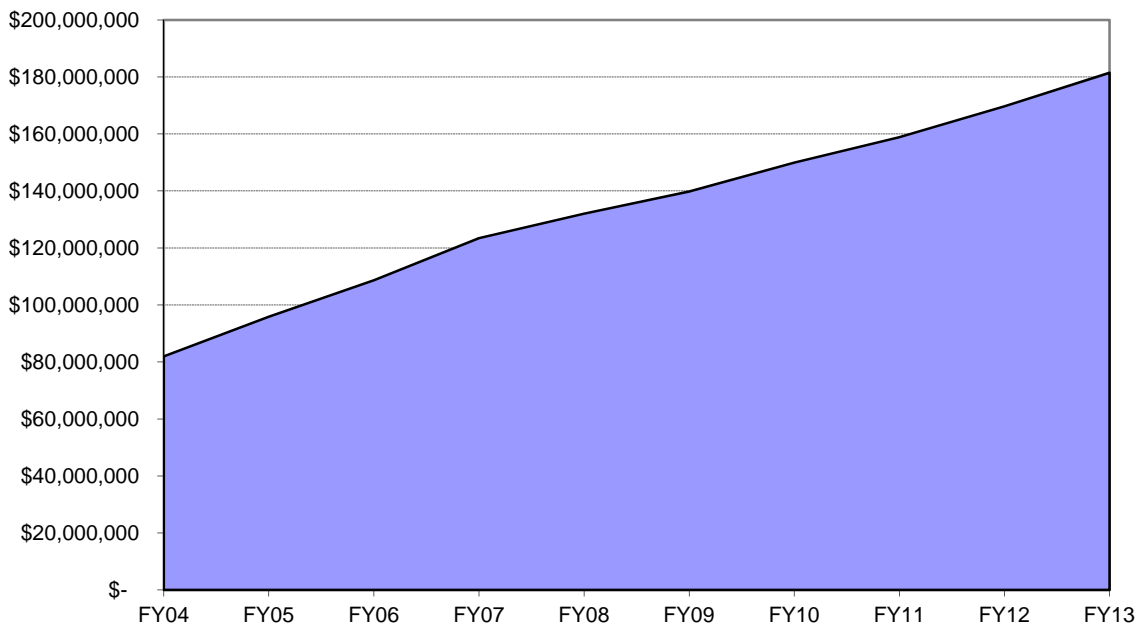


The chart below shows the cumulative number of sites that have had releases identified. The second chart shows the cumulative amount that the program has spent on investigation and cleanup in the past several years.

Cumulative Release Totals (Through FY13)



Cumulative Title 200 Disbursements (Last 10 years)



Agriculture Section

The Agriculture Section programs consist of the Livestock Waste Control Program, the Chemigation Program, and the Agricultural Chemical Containment Program.

LIVESTOCK WASTE CONTROL PROGRAM


Overview

The Livestock Waste Control Program (LWC) is charged with the overall responsibility to protect Nebraska’s surface water and groundwater from discharge of livestock waste from any of the thousands of Animal Feeding Operations (AFOs) in Nebraska.

To accomplish this responsibility, the program administers *Title 130 - Livestock Waste Control Regulations*. The LWC program primarily focuses on the 757 active large Concentrated Animal Feeding Operations (CAFOs) required to have permits, but also works with approximately 2,000 Medium AFOs. The LWC Program uses inspections, permitting, and periodic monitoring to fulfill this responsibility. The permitting includes administering the National Pollutant Discharge Elimination System (NPDES) program for CAFOs.

Amendments to Title 130 became effective October 4, 2011 to reflect changes in the U.S. Environmental Protection Agency (EPA) CAFO Rule for NPDES permitting, which primarily involved who needs to apply for NPDES permit coverage. The changes were necessary to ensure the Department would continue to administer the NPDES permit program for EPA. As a result, only CAFOs that discharge are required to apply for NPDES permit coverage.

Inspections



The LWC Program staff conducted a total of 1,512 livestock waste control inspections and investigations in FY2013 (including complaint and discharge investigations). The chart above illustrates the breakdown by type of inspection or investigation. A concerted effort was made during the fiscal year to revisit many medium sized operations to ensure that they were in

compliance with Title 130 and the EPA CAFO Rule. As a result, there were more compliance status inspections and less routine compliance inspections.

A short description of each type of inspection and investigation follows:

Initial Inspection. Before constructing a new operation or expanding an existing operation, all medium and large AFOs – whether or not the operation currently is permitted -- must request an initial inspection by LWC Program staff. The reason for this inspection is to determine if livestock waste control facilities (LWCF) must be constructed, expanded, or modified to prevent a discharge and to properly manage the livestock waste generated by the operation.

Post Construction Inspection. Upon completion of any required construction of a LWCF, program staff conduct a post-construction inspection to verify the waste control facility was constructed as approved by the Department.

Routine Inspections. Once a CAFO or an AFO has received a permit, and the Department has approved operation of the LWCF, program staff will conduct periodic, routine inspections to monitor operation of the livestock waste control facilities, management of the operation's livestock waste, and the records these CAFOs and AFOs are required to maintain. Routine inspections are regularly scheduled inspections of an AFO, involving a detailed, extensive inspection of the LWCF, recordkeeping, and waste management at the operation.

Follow-up Inspections. These are conducted in response to some specific activity, situation, or request by the operation. Follow-up inspections could be prompted by an operation's request for a "second opinion" on a requirement; or to monitor the AFO's progress on completing a construction or repair project; or to follow up after a complaint inspection or enforcement action, for example.

Compliance Status Inspections. Generally conducted to verify the AFO's operating status or level of compliance with a specific requirement; these inspections are usually less urgent, non-emergency situations.

Discharge Investigations. Discharge investigations are conducted when discharges of livestock waste from livestock waste control facilities are reported. Sometimes these discharges are not recorded as complaints because the AFO does self-reporting, as required by the regulations.

Complaint Investigations. When a complaint is received, LWC Program staff will investigate the complaint and may conduct an on-site complaint investigation.

Secondary Inspections. Secondary Inspections are primarily conducted for training purposes and to assist the primary inspector in evaluating unusual or atypical AFOs.

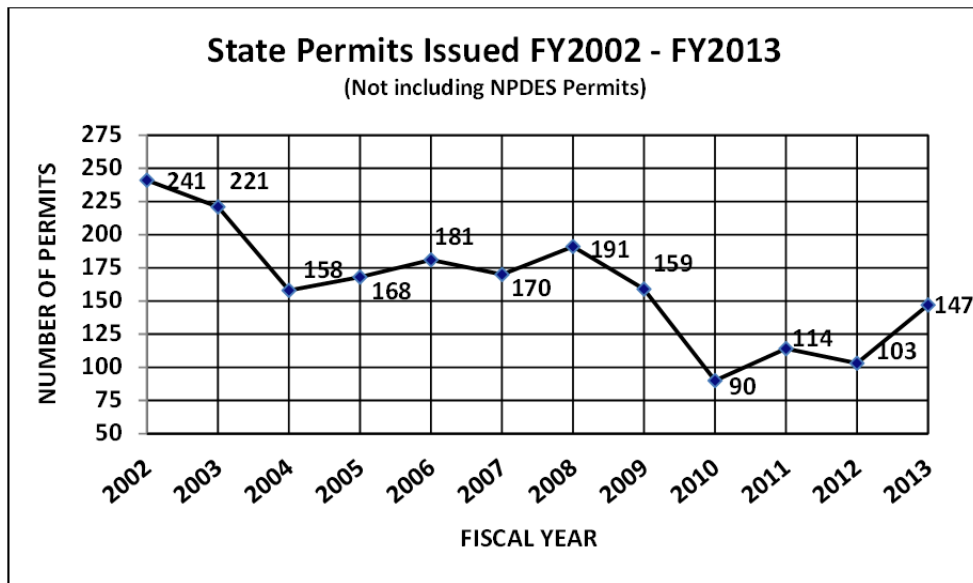
State Permitting

After conducting an initial inspection, the Department may require the AFO to submit an application for a Construction and Operating Permit – the state permitting process for livestock waste control facilities – prior to construction of livestock waste control facilities.

The Department received a total of 101 permit applications and issued 147 permits during FY2013, as shown in the table to the right.

Construction and Operating Permits – FY2013		
Type of Application or Permit	Applications Received	Permits Issued
New permits	44	80
Modified permits	37	47
Transfer permits	20	20
TOTAL	101	147

The totals do not include applications received or permits issued for any NPDES permits. The chart below shows the total number of state permits issued annually for livestock waste control facilities since FY2002. There were more Construction and Operating Permits issued than applications received because the Department updated some existing Construction Permits, Construction Approvals and Operating Permits to Construction and Operating Permits if the AFOs updated their nutrient management plans to current Title 130 standards. The updates were mainly in conjunction with NPDES Permit renewals or transferred permits.



Once a permitted AFO has completed its construction project, the Department conducts a post-construction inspection. If the post-construction inspection shows the construction was completed as approved, the Department notifies the AFO that operation of the new livestock waste control facility is approved. In FY2013, the Department gave approval to 144 AFOs for operation of their new or expanded LWC facilities.

National Pollutant Discharge Elimination System (NPDES) Permit

The LWC Program also oversees the NPDES permitting process for livestock, issuing coverage under individual NPDES permits to CAFOs, as well as coverage under a NPDES General Permit for Open-Lot Cattle Operations. Both permits expire every five years, and permittees are required to submit a reissuance application to continue NPDES permit coverage.

The table below summarizes the number of NPDES applications received and permits issued for livestock waste control facilities in FY2013.

The NPDES general permit issued April 1, 2008 expired on March 31, 2013. Individuals with coverage under the general permit were required to apply for reissuance by October 1, 2012. In preparation for the receipt of hundreds of applications for reissuance, the section drafted four new NPDES general permits for cattle operations. The content of each permit is the same except for the expiration date. The permits expire in 2, 3, 4, and 5 years after issuance. The intent was to distribute the permits so all do not expire at the same time. The permits were signed on July 26, 2012 so individuals could apply for coverage under the new permits prior to the October 1, 2012 reapplication date. The effective date of each permit is April 1, 2013. Individual permits will continue to expire five years from the date of issuance.

NPDES PERMITS – FY2013		
Type of NPDES Application/Permit	Applications Received	Permits Issued
GENERAL PERMIT FOR OPEN LOTS		
New Coverage		
NEG011000 (expired 3/31/13)	0	4
NEG012000 (expires 3/31/15)	89	50
NEG013000 (expires 3/31/16)	91	28
NEG014000 (expires 3/31/17)	99	37
NEG015000 (expires 3/31/18)	91	23
Modified or Transferred		
NEG011000 (expired 3/31/13)	5	12
NEG012000 (expires 3/31/15)	1	0
NEG013000 (expires 3/31/16)	0	0
NEG014000 (expires 3/31/17)	0	0
NEG015000 (expires 3/31/18)	0	0
Reissued	0	0
SUBTOTAL GENERAL PERMIT:	376	154
INDIVIDUAL PERMITS		
New Coverage	2	3
Modified or Transferred	5	3
Reissued	5	7
SUBTOTAL INDIVIDUAL PERMIT:	12	13
NPDES TOTALS:	388	167

Fees

The annual fee is assessed on all permitted Large CAFOs and all CAFOs covered under an NPDES permit. The fee is determined based upon the number of head of livestock for which the

operation has a permit. The fees provide 20% of the Department's costs to administer the livestock waste control program, as required by statute. The Department received \$230,432 in annual permit fees from 690 permitted large AFOs. In addition, the Department received \$24,200 in initial inspection fees (72 inspections), \$84,500 in permit application fees (425 applications), and \$1,850 in late payment fees (two operations, for a total of \$340,982 in fees).

General information about the Livestock Waste Control Program, including applications, fact sheets, forms, guidance documents, copies of the NPDES General Permit and the four new general permits, Title 130 regulations, and public notices of permit issuance or denial, can all be found on the Department's website at: <http://deq.ne.gov>.

CHEMIGATION PROGRAM

The Chemigation program, which functions in cooperation with Nebraska's 23 Natural Resources Districts (NRDs), works to make sure that users of irrigation systems applying fertilizers and pesticides do not contaminate the sources of irrigation water. These regulations are contained in *Title 195 – Chemigation Regulations*.

The NRDs inspect systems and issue site permits for specific safety equipment that is required to be installed on irrigation systems that chemigate. Chemigation permits for chemigation sites are issued annually, and are reported to the Department on a calendar year basis, rather than by fiscal year. Since permitting began in 1987, the total number of annual permits issued initially followed an upward trend, but leveled off in recent years. In 2012, the NRDs issued 22,300 chemigation permits, slightly more than the 21,479 permits issued in 2011.

A chemigation applicator initially must be certified by the Department, and re-certified every four years. To receive certification, an applicator must complete training and testing, which is provided under contract with the University of Nebraska Cooperative Extension. Applicator certifications also are reported on a calendar-year basis. The application form for the Chemigation Applicator Certification includes the United States Citizenship Attestation Form required of individuals that receive State benefits.

In 2013, 1,144 applicators have been trained, tested and certified, bringing the current number of certified chemigation applicators to 5,002 applicators. Information about chemigation applicator training dates and certified applicators is available after the first of each year on the Department's web site, <http://deq.ne.gov>.

An intergovernmental agreement with the University of Nebraska to implement the chemigation annual training program for applicator certification for the 2013 through 2015 calendar years was finalized.

AGRICULTURAL CHEMICAL CONTAINMENT PROGRAM

The Agricultural Chemical Containment program regulates the construction and use of commercial and private facilities for the storage, loading, and rinsing activities of bulk liquid fertilizers and bulk liquid and dry pesticides. These regulations are contained in *Title 198 - "Rules and Regulations Pertaining to Agricultural Chemical Containment."*

The regulations administered by this program provide specific requirements for design by a Nebraska Registered Professional Engineer, construction materials, containment capacities and

maintenance. Although no permit or registration is required, the operation must have a construction plan for the facility and a management program.

The Department and the Nebraska Department of Agriculture have a cooperative agreement that outlines the procedure for coordinating inspection activities between the two agencies. The agreement enhances the communication between the agencies and provides specific protocols to be followed when investigating Agricultural Chemical Containment complaints. In FY2013, Agriculture Section staff conducted a total of five complaint investigations of suspected releases related to agricultural chemical containment systems. Activities related related to Agricultural Chemical Containment are funded from the Performance Partnership Grant.

Water Quality Monitoring and Assessment Programs

Surface Water Assessment Programs

In 2001, NDEQ completed a comprehensive study on water quality monitoring in response to LB 1234, and began implementing comprehensive, integrated surface water monitoring programs throughout the state by working with additional monitoring partners to collect water samples. These programs use contractual and voluntary monitoring relationships to collect samples, which has significantly improved the efficiency and effectiveness of NDEQ's statewide monitoring networks. Current monitoring partners include the Natural Resources Districts (NRDs), Nebraska Public Power District (NPPD), U.S. Army Corps of Engineers (USACE), Nebraska Game and Parks Commission, University of Nebraska-Lincoln, Central District Health Department, the City of Carter Lake, and U.S. Geological Survey.

The Surface Water Monitoring and Assessment programs collect physical, chemical and biological water quality samples from streams and lakes, implements surface water improvement projects, and prepares surface water quality reports. Several monitoring programs collect stream and lake samples throughout the state; however, most monitoring is focused in one to three river basins each year in conjunction with a rotating basin monitoring strategy.

Brief descriptions of the basin monitoring strategy, as well as other water quality monitoring programs are provided below. Additionally, a more detailed overview of the programs are provided in the agency's annual publication Water Quality Monitoring Report:

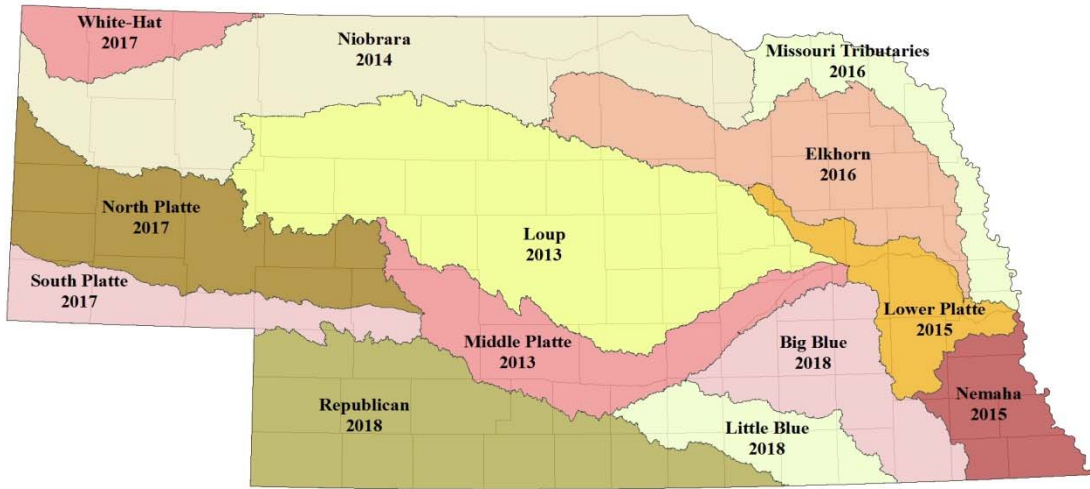
<http://deq.ne.gov/Publications/Pages/WAT196>

Basin Rotation Monitoring Program — The Basin Rotation Monitoring Program targets one to three river basins each year for intensive monitoring. Targeting resources in this manner improves NDEQ's ability to identify and remediate water quality problems and allows resources to be focused where they can produce the greatest environmental results. During a six-year cycle, all 13 major river basins in the state are intensively monitored (see map on the next page for details). Monitoring data are used to document existing water quality conditions, assess the support of beneficial uses (such as aquatic life, recreation, and public drinking water supply), and prioritize water quality problems. The current six-year basin rotation monitoring cycle is:

- 2013 -- Middle Platte and Loup River basins;
- 2014 -- Niobrara River basin;
- 2015 -- Lower Platte and Nemaha River basins;
- 2016 -- Elkhorn and Missouri Tributaries River basins;
- 2017 -- White River-Hat Creek, North Platte and South Platte River basins; and
- 2018 -- Big Blue, Little Blue and Republican River basins.

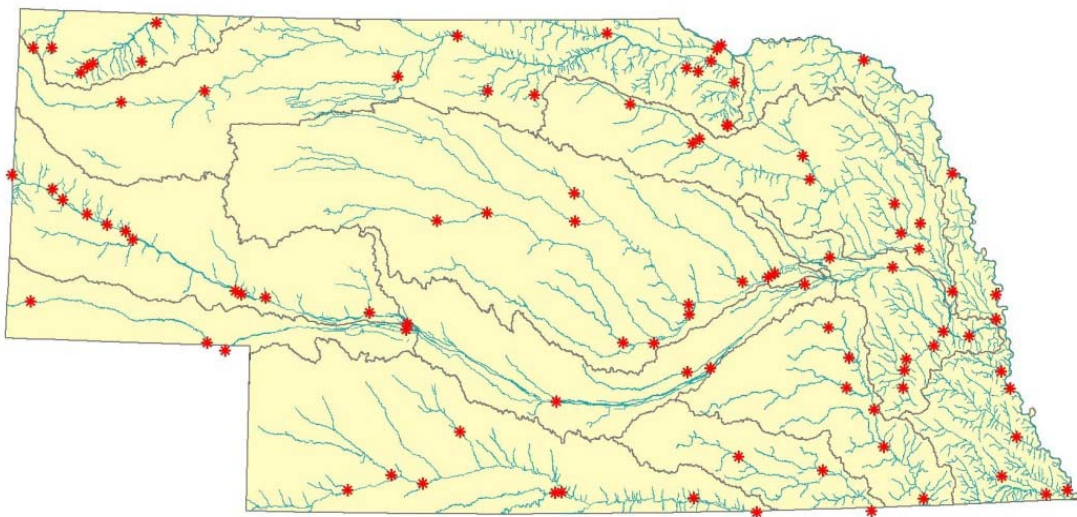
In 2013, a total of 29 stream and 21 lake sites in the Middle Platte and Loup River basins were sampled weekly from May through September. The lake sites were sampled for *E. coli* bacteria and field measurements including temperature, pH, oxygen, conductivity and turbidity while the stream sites also analyzed for physical/chemical parameters including the nutrients, total suspended solids, chlorides and select pesticides. The data is used to document existing water quality conditions, identify water quality problems, identify pollutant(s) of concern and their sources and estimate pollutant loadings. During 2013, 638 stream samples plus 462 lake samples were collected for a total of 1,100 samples.

Six-year basin rotation monitoring schedule



Ambient Stream Monitoring Program — This program has a network of 97 fixed stations located on main stem and tributary streams across the state (see map below for details). The primary objectives are to provide information on the status and trends of water quality in streams within each of the state's 13 river basins and link assessments of status and trends with natural and human factors that affect water quality. Fifty-eight of the 97 sites are located on main stem streams. Ecoregion and land use considerations were used in selecting many of the stream locations. Samples are collected monthly and analyzed for traditional chemical and physical parameters and include some herbicides and heavy metals. During 2013, approximately 1,160 water samples were collected for this program.

Locations of NDEQ ambient stream monitoring sites



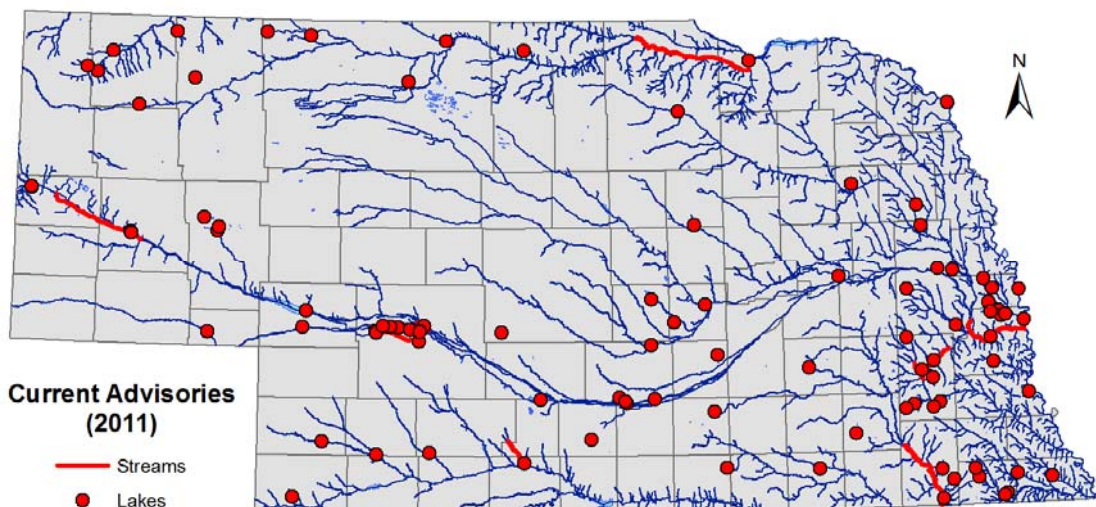
Lake Beach Bacteria and Toxic Algae Monitoring — *E. coli* bacteria and toxic blue-green algae (microcystin toxin) were monitored weekly during 2013 at 53 beaches on 50 different lakes during the recreation season from May through September. Over 1,200 samples were assessed for

each parameter. Especially targeted were the major public lakes with designated swimming beaches. The microcystin toxin was added to the existing beach bacteria program in 2004 following the deaths of several dogs after they drank water from lakes with blue-green algae blooms. Microcystins are the most common toxins released by blue-green algae. Several monitoring partners assisted NDEQ in collecting these samples including NRDs, NPPD, the Central District Health Department, the City of Carter Lake, and U.S. Army Corps of Engineers. The analysis procedures provide a quick-turnaround time, allowing the samples collected on Monday to be posted on the NDEQ website by Thursday afternoon, and prior to each weekend's recreation activities. Levels of microcystin above 20 ppb resulted in public health alerts to be issued and signs posted recommending full body contact activities in the water be avoided. During 2013, health alerts were issued on six different lakes and the amount of time the lakes were on alert ranged from two to five weeks. Results and health alerts are listed weekly during the recreational season on the NDEQ's website <http://deq.ne.gov>.

Fish Tissue Monitoring Program — The NDEQ has been sampling and assessing toxins in fish tissue annually since 1978. In 2013, a total of 83 fish tissue samples were collected from five streams and 55 lakes across Nebraska for analysis of pollutants. This information is used to assess pollutant trends, identify potential problem areas and to inform the public about health risk concerns identified through fish consumption advisories. Nebraska began issuing fish consumption advisories in 1990. The data is received from the EPA lab approximately one year after collections and therefore, the final report on the 2012 data is expected to be completed by the end of 2013 and the 2013 data report is anticipated in the spring of 2014.

The report “Regional Ambient Fish Tissue Program – 2013 Annual Report” and current list of advisory sites can be found at DEQ’s website, <http://deq.ne.gov>. The report and advisories are based on data collected through 2011. The report is located at Publications/Surface Water Monitoring/Reports. The direct URL is: <http://deq.ne.gov/Publications/SurfaceWaterMonitoring/Reports>. A summary of fish advisory information is located at DEQ’s website by going to the Topics of Interest category and selecting Fish Consumption Advisories; the direct URL is: <http://deq.ne.gov/TopicsofInterest/FishConsumptionAdvisories>.

Currently, Nebraska has 94 state-issued advisories. The primary contaminants of concern in fish tissue in Nebraska and most other states are mercury and polychlorinated biphenyl compounds (PCBs). See map below for current advisory locations.



The NDEQ's Policy for Issuing Fish Consumption Advisories uses an 8-oz weekly meal portion combined with a consumer body weight of 70 kg (154 lbs.), an absorption factor of 1.0 and an exposure period of 30 years for calculating health risks. Carcinogenic effects are still averaged over a lifetime of 70 years because it is assumed cancer can develop at any time during one's lifetime, even after the exposure to the carcinogen has ended. Health advisories are not intended to discourage people from eating fish in moderation. Actually, fish are a high quality protein, low in saturated fat, and high in omega-3 fatty acid. It is a primary goal of the program to ensure that the public have as much information as possible regarding the water bodies that they use for fishing. An immediate health risk is unlikely from an occasional meal of fish from waters where fish consumption advisories have been issued; however, in order to reduce health risks that may result from long-term consumption, it is recommended that eating fish from advisory waters not exceed an average of eight ounces of fish per week.

Stream Biological Monitoring Program — This program is used to evaluate the health of streams by evaluating the composition and numbers of resident aquatic macroinvertebrate and fish communities. In 1997, the Department added a probabilistic monitoring design that involved the sampling of randomly selected sites in order to address statewide and regional questions about water quality. Assessments are made by comparing the biological communities of "reference condition" streams where there are no significant disturbances, to the communities collected from randomly selected stream sites. During 2013, a total of 34 stream sites were sampled in the Middle Platte and Loup River basins.

Sampling is conducted in conjunction with the basin rotation monitoring strategy. Data from 2010 and 2011 were recently assessed and used to verify the biological criteria used in evaluating the health of aquatic life populations in Nebraska streams. The current approach allows evaluations of aquatic life health to be made with greater confidence even though fewer samples are collected.

Lake Monitoring Program — Lake monitoring is currently conducted on approximately 28 lakes across the state. Monitoring involves the collection of monthly water samples from May through September. These data are used to document existing water quality conditions, evaluate long-term trends, design watershed and lake restoration/protection projects, and evaluate project effectiveness. Monitoring focuses on nutrients, sediment, pesticides, heavy metals, dissolved oxygen, pH, temperature, conductivity and water clarity. In 2013, approximately 140 samples were collected at deep water locations with additional profiles collected from mid-lake locations. In addition, some inlet streams are sampled during periods of significant precipitation to provide information on nutrient, sediment and pesticide loadings to lakes during runoff events.

Fish Kill and Citizen Complaint Investigations — The surface water unit responds to reports of fish kills and other environmental concerns of citizens related to surface water. Onsite investigations are conducted, as needed, to document existing water quality conditions, surface water quality standards violations and identify pollution sources and responsible parties. A total of 19 fish kills were reported between July 1, 2012 and June 30, 2013. This compares to 25 during the same time period the year before. Eight of the fish kills were attributed to low dissolved oxygen levels within the waterbody. Four of the reported fish kills were a result of drought conditions along the Platte River, two resulted from thermal stress, one was from fish being trapped in remnant pools, three were from unknown causes, and one was investigated as possible illegal dumping upstream.

Between July 1, 2012 and June 30, 2013, the surface water unit received 30 notifications of complaints concerning surface water issues. This compares to 53 notifications during the same time period the year before. While many of these cases were referred to other agency programs that more closely relate to the problem, when determined necessary, the surface water unit would assist by providing observations or samples to help document conditions.

Integrated Report — Beginning in 2004, and every two years thereafter, states are required to prepare a biennial water quality report called the Integrated Report, which is a combination of the Section 305(b) and Section 303(d) reporting requirements of the Clean Water Act. The Integrated Report provides a comprehensive summary of the status and trends of surface water quality in Nebraska and includes a list of impaired surface waters that do not support their assigned beneficial uses. The 2012 Integrated Report, which was approved by the EPA in April 2012, is available on NDEQ's website <http://deq.ne.gov>, by selecting Publications, then selecting Water Quality, or at <http://deq.ne.gov/Publications/Pages/WAT184>

Nebraska Water Monitoring Programs Report — A report summarizing the monitoring programs performed or required by NDEQ called the “Nebraska Water Monitoring Programs Report” was prepared again in 2012. This report describes the numerous monitoring programs NDEQ is involved with, its partners, and several highlights of recent monitoring efforts. Future enhancements to this report will include more in-depth examinations of what our monitoring programs are telling us, how we are using them to manage and improve water quality, and to inform the public of the trends observed. The 2012 Nebraska Water Monitoring Programs Report is available on the NDEQ's website <http://deq.ne.gov>, by selecting Publications, then selecting Water Quality, or at <http://deq.ne.gov/Publications/Pages/WAT196>.

Groundwater Assessment Programs

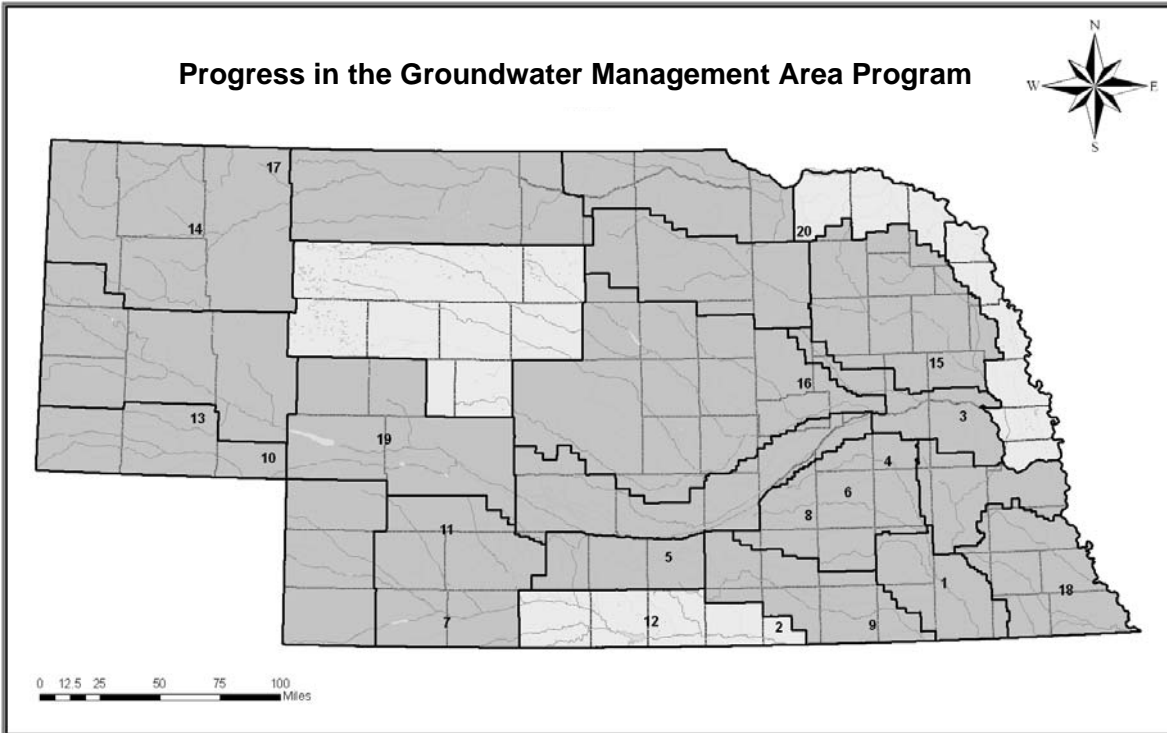
Groundwater Quality Monitoring Report — Legislation passed in 2001 directed NDEQ to issue an annual report to the Legislature concerning the quality of the groundwater in Nebraska. The first of these reports was issued December 1, 2001. These reports summarize the water quality monitoring efforts of the Natural Resources Districts, NDEQ, and other state, local and federal agencies, and can be found on the agency's web site, <http://deq.ne.gov>. (Select Publications, then select Water Quality, then select 2012 Groundwater Quality Monitoring Report. Or, the direct URL is: <http://deq.ne.gov/Publica.nsf/pages/WAT194>.) Statistics and maps showing nitrate-nitrogen groundwater monitoring results as well as four of the 106 agricultural chemicals in the state are presented. The report uses data from the Quality-Assessed Agrichemical Contaminant Database for Nebraska Groundwater, developed cooperatively by the Nebraska Department of Agriculture, University of Nebraska-Lincoln, and Nebraska Department of Environmental Quality using federal funding. These data are accessible to the public on the Nebraska Department of Natural Resources web site, <http://dnr.ne.gov>.

Hydrogeologic Studies and Reviews —The Groundwater Unit is responsible for hydrogeologic review of various Department projects and programs to determine possible effects on groundwater quality and to recommend possible courses of action. Programs for which this review is performed include leaking underground storage tanks, surface spills, underground injection control, wastewater treatment facilities, septic systems, NPDES permits, livestock waste control facilities, the Natural Resources Districts' Groundwater Management Plans and others.

In addition, the Groundwater Unit performs reviews and oversees remediation if a situation does not fall under another agency program and is of environmental significance. Unit personnel continue to take responsibility under *Title 118 — Groundwater Quality Standards and Use Classification* for many site investigations, and have sampled and supervised site cleanups.

Groundwater Management Areas — The Groundwater Management Area (GWMA) program focuses on assessing areas where groundwater problems from nonpoint source contaminants (such as agricultural chemicals) exist or are likely to exist. The Agency carries out detailed field studies to collect groundwater data, assesses the data, and determines whether a correlation exists between land use practices and any nonpoint contamination trends. The Department's conclusions and recommendations are presented at public hearings during which public comments on the study are also obtained. The Director makes a determination on whether or not to designate the study area as a Groundwater Management Area. The staff works closely with the Natural Resources District (NRD) within whose boundary the area is located throughout the investigation, designation and implementation stages. The NRDs are responsible for implementation of many aspects of this program. In fact, NRDs can designate Groundwater Management Areas acting on their own authority. In addition to the three NDEQ-designated areas, 20 NRDs have designated GWMA's within their jurisdiction. However, if an NRD does not implement a Groundwater Management Area, the Department has the responsibility of implementation. The Department reviews and comments on all proposed GWMA rules and regulations prior to public notice. The following map shows NDEQ study areas (numbers) and

existing GWMA (shaded areas).



NDEQ GWMA Studies

- | | |
|-----------------------------------|--------------------------------------|
| 1. Beatrice/DeWitt, 1988 | 11. N. Middle Republican, 1995 |
| 2. Superior, 1988 | 12. Lower Republican, 1996 - 97 |
| 3. Fremont, 1988 | 13. E. Cheyenne Co., 1996 |
| 4. E. Upper Big Blue, 1989 | 14. Box Butte Co./Mirage Flats, 1998 |
| 5. Wilcox/Hildreth, 1989 | 15. S. Lower Elkhorn, 1999 |
| 6. York/Polk Co., 1990 | 16. E. Lower Loup, 2000 |
| 7. Red Willow/Hitchcock Co., 1990 | 17. E. Sheridan Co., 2001 |
| 8. W. Upper Big Blue, 1991 | 18. Humboldt, 2001 |
| 9. E. Little Blue, 1992 - 1994 | 19. Keith-Lincoln Co., 2002 - 2003 |
| 10. Deuel Co., 1992 | 20. Bazile Triangle, 2004 |

Underground Injection Control (UIC) — The Underground Injection Control (UIC) program reviews and issues permits, conducts inspections and performs compliance reviews for wells used to inject fluids into the subsurface. The program must ensure that injection activities are in compliance with state and federal regulations, and that groundwater is protected from potential contamination sources. Injection wells are classified by activity. Most wells are Class I, II, III, and V wells. Class II wells are associated with oil and gas production, and are regulated by the Nebraska Oil and Gas Conservation Commission. NDEQ has authority over and manages Class I, III and V wells. Class IV wells are illegal and have never been allowed in Nebraska.

Three Class I injection wells are currently permitted within the state. The permits are issued for injection of wastewater below the lowermost underground source of drinking water. Two Class I wells are issued to the Crow Butte Resources uranium mine near Crawford and the other to the City of McCook.

Class III wells are used to inject fluids for the purpose of extracting minerals. The only Class III wells in the state are at the Crow Butte Resources uranium facility near Crawford. Crow Butte Resources operates over 4,500 Class III wells as of October 1, 2013.

Injection wells not included in the other specific classes are considered to be Class V wells. Common examples of Class V wells include: open-loop heat pump systems, large capacity septic systems and sub-surface drip irrigation systems.

Mineral Exploration Program — The Mineral Exploration program issues and reviews permits, conducts inspections, and performs compliance reviews for holes drilled, driven, bored, or dug for the purpose of mineral exploration. These permits are issued to persons exploring for potential mineral resources such as consolidated rock; sand and gravel; or material commingled, in solution, or otherwise occurring beneath the surface or in waters of the State, and are regulated under Title 135 – Rules and Regulations for Mineral Exploration Holes. This type of exploration specifically excludes oil and gas exploration, which is regulated by the Nebraska Oil and Gas Conservation Commission.

Wells that are drilled for the production of mineral resources are regulated as Class III injection wells, and are governed by Title 122 – Rules & Regulations for Underground Injection and Mineral Production Wells.

Wellhead Protection — The State Wellhead Protection program is a voluntary program, which assists communities and other public water suppliers in preventing contamination of their water supplies. State Wellhead Protection Program activities include delineating the zones of influence which may impact public supply wells, training communities on how to inventory all potential sources of pollution within these vulnerable zones, working with the local officials to identify options to manage these potential pollution sources, working on monitoring plans, and helping develop contingency plans to provide alternate water supplies and site new wells. All community public water supplies have a Wellhead Protection Area map as of October 1, 2009. The Nebraska Legislature passed LB 1161 in 1998 (Neb. Rev. Stat. §46-1501 - 46-1509), authorizing the Wellhead Protection Area Act. This Act sets up a process for public water supply systems to use if they choose to implement a local Wellhead Protection plan. Ninety-nine community water supplies have approved Wellhead Protection Plans as of October 1, 2013.

Water Quality Planning

Surface Water Quality Standards

NDEQ develops water quality standards that designate the beneficial uses to be made of surface waters and the water quality criteria to protect these assigned uses. Title 117 - Nebraska Surface Water Quality Standards forms the basis of water quality protection for all surface water quality programs conducted by the Department. The federal Clean Water Act specifies that States review their water quality standards and revise where appropriate once every three years. NDEQ's latest triennial review was completed in FY2012. Governor Heinemann approved these revisions and they became the official surface water quality standards regulation for the State of Nebraska on April 1, 2012. These revised Standards were submitted to EPA Region VII for approval under the Clean Water Act.

EPA notified NDEQ on June 22, 2012 that the majority of the FY2012 Water Quality Standards revision package was approved under the Clean Water Act. The revisions involved numerous criteria changes for toxic pollutants to protect the Aquatic Life and Public Drinking Water Supply beneficial uses. In addition, nutrient criteria for lakes and reservoirs were adopted and approved to replace criteria adopted in 2006 that EPA would not approve. These nutrient criteria consist of three parameters; total nitrogen, total phosphorus, and chlorophyll α . The one item that EPA would not approve in the 2012 submittal was a nutrient criteria provision that would have disregarded total nitrogen or total phosphorus values that exceeded criteria if the chlorophyll α values met the established criterion. As approved by EPA, each of the three parameters (total nitrogen, total phosphorus, and chlorophyll α) must be assessed and met independently for the nutrient criteria to be met.

The standards are available on the department's web page at <http://deq.ne.gov>. In addition to developing the standards, the Planning Unit develops and implements procedures for applying the standards to surface water quality programs, such as NPDES permits.

Section 401 Water Quality Certification

The Planning Unit administers the Water Quality Certification Program in accordance with Section 401 of the Clean Water Act. This program evaluates applications for federal permits and licenses that involve a discharge to waters of the state and determines whether the proposed activity complies with Nebraska Surface Water Quality Standards. If the activity is likely to violate the standards, conditions for complying with the standards will be issued with the certification, or certification will be denied. The U.S. Army Corps of Engineers Section 404 Dredge and Fill Permits and Federal Energy Regulatory Commission licenses are examples of federal regulatory programs that require State Water Quality Certification before federal permits or licenses can be issued. The Department reviewed 493 Section 404 permit applications during FY2013.

On January 9, 2001 the U.S. Supreme Court issued a decision in the matter of Solid Waste Agency of Northern Cook County (SWANCC) v. U.S. Army Corps of Engineers, No. 99-1178. The court decision eliminated the Corp's regulatory jurisdiction over isolated, non-navigable intrastate waters where the only link to interstate commerce was the use of the waters by migratory birds. Therefore no permit or other authorization by the Corps of Engineers is required for projects that might impact waters meeting those criteria. Following the SWANCC decision in 2001, the Supreme Court handed down a decision in *Rapanos et ux., et al. v. United States* on June 19, 2006 that further limits the Corps of Engineers jurisdiction over waters of the U.S. This had the effect of further reducing the number of projects that needed a Corps 404 permit. However, these waters of

the state are still under the authority of the Department of Environmental Quality, because isolated wetlands are regulated by Nebraska Surface Water Quality Standards.

Although the department has no permitting mechanism to authorize projects in advance of their implementation, procedures have been developed to assist project sponsors who wish to avoid violating state water quality standards and potential enforcement actions. To maintain consistency between how NDEQ treats projects involving wetlands impacted by the court ruling and those proposed for jurisdictional wetlands, a series of checklists was developed. The checklists enable project sponsors to know what information they must provide, and allow NDEQ to deliver timely and consistent decisions on these wetlands. The checklists also provide documentation of the decision-making process for each project. Project sponsors are encouraged to contact NDEQ before implementing their project so that the plans can be discussed in light of requirements of *Title 117 - Nebraska Surface Water Quality Standards*.

Impaired Waters and Total Maximum Daily Loads (TMDLs)

The Federal Clean Water Act, Section 303(d) requires states to prepare a list of impaired surface waters. These are waters that do not support the assigned beneficial uses as listed in Nebraska Surface Water Quality Standards. From this list, states are to prepare TMDLs that include the pollution control goals and strategies necessary to improve the quality of these waters and remove the identified impairments so that these waters may meet the beneficial uses assigned to them via Nebraska Surface Water Quality Standards. As in previous years, the Department has opted to combine the required CWA Section 303(d) list with the Section 305(b) report on the general status of water quality in the state. This combination is referred to as the Integrated Report. The 2012 Integrated Report is available on NDEQ's web site <http://deq.ne.gov>, by selecting Publications, then selecting Water Quality. Or, the report's direct URL is: <http://deq.ne.gov/Publica.nsf/Pages/WAT184>. The 2012 Integrated Report was submitted to EPA Region 7 in April 1, 2012 and was approved by EPA April 16, 2012.

Several TMDLs were prepared, submitted, and approved throughout the year. The table below summarizes NDEQ's work in this area.

TMDL Name	# of Segments	Pollutant	Status
Big Blue River Basin			
Big Blue River Basin	10	<i>E. Coli</i>	At EPA for Approval
Big Blue River Basin	13	<i>Atrazine</i>	At EPA for Approval
Little Blue River Basin			
Little Blue River Basin	6	<i>E. Coli</i>	Approved by EPA on 2/5/2013
Little Blue River Basin	4	<i>Atrazine</i>	Approved by EPA on 2/5/2013
Lower Platte River Basin			
Fremont State Lakes	8	<i>Phosphorous</i>	Approved by EPA on 1/23/2013
Conestoga Reservoir	1	<i>Phosphorous</i>	Under Draft Review
Conestoga Reservoir	1	<i>Sedimentation</i>	Under Draft Review
Nemaha River Basin			
Buck and Duck Creeks	3	<i>E. Coli</i>	Under Draft Review

Nonpoint Source Management Program

The Nebraska Nonpoint Source Management Program is an integrated statewide effort to protect and improve water quality impacted by nonpoint source pollution. The program is of particular significance because nonpoint source pollution is the most prevalent, widespread cause of water quality degradation in Nebraska. Nonpoint source pollutants of particular concern in Nebraska include those associated with runoff and percolation from agricultural and urban areas. Initiated in 1990, the program is largely funded by the Environmental Protection Agency (EPA) through Section 319 of the federal Clean Water Act (CWA) and involves a multitude of federal, state and local agencies and organizations.

Through this program, the Department initiated major shifts in program activities, including increased emphasis on watershed and groundwater management area planning, targeting of 303(d)-listed impaired waters, community participation in project development and implementation, and installation of management practices in smaller areas of manageable size. Because of the program changes, it was necessary to reduce financial support for local awareness and demonstration projects. Prioritization of eligible projects and activities will be refined.

Major components of the nonpoint source management program include program administration, nonpoint source monitoring and assessment, and implementation of nonpoint source pollution management projects through Section 319 grant funding. Nonpoint source monitoring and assessment is an integral and crucial element for the successful implementation of the program. Water quality information is needed to identify and prioritize nonpoint source problem areas, develop watershed management plans and TMDLs, and evaluate the effectiveness of measures implemented to abate nonpoint source pollution. Currently identified nonpoint source problems and priorities are defined in the primary guidance document of the Nonpoint Source Management program: "Strategic Plan and Guidance for Implementing the Nebraska Nonpoint Source Management Program 2000-2015." Nonpoint source monitoring activities conducted during the past year included investigative water quality evaluations, detailed watershed assessments, and effectiveness evaluations of implemented nonpoint source management measures.

The Nonpoint Source Management Program provides Section 319 grants to local sponsors of eligible projects in the following categories:

- 1) Large Competitive Projects (generally under \$300,000);
- 2) Small Projects Assistance (under \$15,000);
- 3) Watershed Planning (negotiated);
- 4) Urban Run-off Management Assistance (under \$75,000);
- 5) Wellhead Protection Area Management Assistance (negotiated)

During 2013, 19 new projects were managed among the five grant categories. These included:

- 18 large projects totaling \$2,658,231 in Section 319 funding, and
- 1 small project totaling \$15,000 in Section 319 funding.

To date a total of 213 large projects, spending \$62,588,246, have been funded through Section 319 grants since the beginning of the program in 1990 and have addressed both surface water and ground water quality concerns.

Source Water Assessment and Protection

When Congress amended the Safe Drinking Water Act in 1996, one of the amendments created the Source Water Assessment Program (SWAP) for public drinking water protection. Every state has developed a Source Water Assessment Program with the following basic components:

- 1) Delineate the source of each public drinking water system;
- 2) Identify potential contaminants in the source area;
- 3) Determine the drinking water source's susceptibility or vulnerability to contamination; and
- 4) Make the assessments available to the public.

NDEQ is implementing their EPA approved program in cooperation with the Nebraska Health and Human Services System, Nebraska Rural Water Association, the Natural Resources Districts, and numerous other stakeholders. All assessments were completed and distributed by August 2003; however, delineations continue to be updated as needed upon receipt of new information about public water supply systems.

Beginning in SFY2004, funds were set aside from the Drinking Water State Revolving Fund (DWSRF) to finance source water protection projects statewide. Grants are given to political subdivisions, in Nebraska, that operate a public water system serving a population of 10,000 or less. Eligible activities address drinking water quality, quantity, security, and/or education within the source water protection area. To date, Source Water Protection funds have been distributed to complete 73 Source Water Protection projects throughout the state. In SFY2013, Source Water Protection funds were distributed to the following four public water systems: Crawford, Juniata, Nemaha County RWD #2, and Shelton. The total amount available in SFY2013 was \$100,000.

Water Quality Data Handling and Storage

The department has implemented the STORET electronic storage system for water quality data. This will make Nebraska surface water quality information available to anyone who has an internet connection. The web site for this information is www.epa.gov/storet. During FY2013, the department continued to add monitoring results to the STORET database, monitoring results conducted on surface waters of the state. The end result will be the centralization of NDEQ's previous and current surface water quality monitoring information.

Wastewater Permitting and Certification Programs

There are a number of certification and permitting programs relating to wastewater treatment facilities, ranging from certification of those who work on septic systems to the permitting of large municipal facilities. These programs include:

- **Onsite Wastewater Treatment Facilities Program** – This program administers system design, professional certification and system registration requirements that affect mostly smaller wastewater treatment or storage systems, such as septic systems, household lagoons, and holding tanks and anyone doing work on these types of facilities.
- **Wastewater Treatment Facility Operator Certification Program** – This program administers the certification program for wastewater treatment facility operators, to ensure proper operation and maintenance of these facilities.
- **Wastewater Construction Permit Program** – This permit program is for communities that are constructing new wastewater facilities or are renovating or expanding existing facilities.
- **The National Pollutant Discharge Elimination System (NPDES) Program** – This program is responsible for regulating discharges of pollutants to waters of the State to maintain and protect the water quality of Nebraska's streams, lakes, rivers, and groundwater. Other NPDES-related programs include:
 - **Combined Sewer Overflows** -- to address municipalities that have combined storm water and wastewater sewer systems.
 - **Wastewater Treatment Sludge and Biosolids Disposal** -- requirements for treatment and disposal of municipal and industrial wastewater sludges and biosolids, and
 - **Storm Water Permit Program** -- involves: 1) Construction sites of a specific size; and 2) the Municipal Separate Storm Sewer System permits for medium and large municipalities.
- **The Nebraska Pretreatment Program** -- This program functions to protect municipal wastewater collection and treatment systems from damage or overloading by industries.

The Department initiated the **Assessing Wastewater Infrastructure Needs (AWIN)** project to assist Nebraska communities with environmental compliance with existing or upcoming regulations. The project is based in NDEQ's Wastewater Division, but it can involve other NDEQ programs, as well as other state and local agencies.

Many communities in the Upper Great Plains States and other regions of the country have population declines, aging populations, declining median household income, and limited job availability, all of which lead to limited resources to operate their utilities. AWIN uses data from the latest census and other available data sources to generate a rating for communities using modeling tools. NDEQ uses this information, the communities' input, their consultants' input, and NDEQ observations to make adjustments in NDEQ's standard procedures and design conditions. A few examples of changes include better interest rates on loans, longer compliance schedules, and designs for future declining population. A recent example of AWIN use is a village that will install a lagoon that is half the size of the normal design. The revised smaller design should better fit the community's predicted population 15 years from now. The facility will have a long-term compliance schedule and use temporary irrigation and limited discharges to achieve compliance

until the community achieves no discharge from the lagoon. This project is slated to save this community's 177 residents \$160,000 to \$200,000.

Onsite Wastewater Treatment Facilities

The requirements administered by the Onsite Wastewater Program cover septic systems, wastewater holding tanks, individual household wastewater lagoons, and other decentralized wastewater treatment systems not connected to municipal wastewater treatment systems. The majority of onsite systems are for single households. However, there are onsite or decentralized systems that provide wastewater treatment for multiple houses (these systems are sometimes called cluster systems), mobile home parks, churches, recreational facilities, camper trailer parks, a variety of businesses with high strength wastes (such as restaurants, butcher shops, and wineries), equipment maintenance buildings, and other commercial or industrial facilities. The U.S. EPA estimates that nearly one in four households depend on onsite systems for wastewater treatment.

The *Private Onsite Wastewater Treatment System Contractors Certification and System Registration Act* (Act) passed in 2003 required that anyone doing work associated with onsite wastewater systems be certified by the State of Nebraska. The Act provided for the registration of all onsite wastewater systems constructed, reconstructed, altered, or modified. The law also provided for certification and system registration fees to support the program.

Certification of onsite professionals covers design, installation, inspection, maintenance, and pumping of onsite systems. Subdivision review and approval requirements apply when onsite systems will be used on any proposed development lots that will have less than three acres suitable for building. Program staff work to make sure that the design, installation, modification, repair, and maintenance of onsite wastewater systems is performed by certified professionals who understand Title 124 and the proper practices of their trade.

The Act was amended in 2007 by LB333, which provided for application fees for permits and subdivision approvals and established a fee waiver provision for government inspectors. Nebraska Administrative Code *Title 124 – Rules and Regulations for the Design, Operation and Maintenance of Onsite Wastewater Treatment Systems* was last amended, effective August 11, 2012. Onsite or septic system regulations administered by the Department were first enacted in 1977.

The Onsite Program is focused on the protection of surface and groundwater in the area of proposed onsite systems through the use of standardized design requirements, the certification of onsite professionals, review and approval of plans for subdivision development, and review of plans and issuance of permits for large onsite systems, systems where other concerns have been identified (such as setback, soil limitations, shallow groundwater, design), or systems with non-domestic wastes (such as wineries, butchers shops, camping trailer parks, animal housing or veterinarian clinics, equipment shops, hair salons, and drinking water treatment facilities).

A certification by examination is required for professionals to obtain initial certification. A total of 543 people currently hold onsite certificates. Some professionals obtain certification in multiple categories. Current certificates expire December 31, 2013, unless renewed.

The registration requirement provides a statewide inventory of new or modified onsite systems. Since registrations began in 2004, nearly 14,500 systems have been registered, with 1,350 systems registered in FY13.

NDEQ has cooperative agreements with other governmental agencies (state and local) to help implement and coordinate the program. There are currently 18 certified Inspectors from local governments. NDEQ also works cooperatively with Nebraska Department of Health and Human Services personnel to resolve health related onsite wastewater handling issues.

There were 103 new onsite related complaints in FY13 and program staff resolved a total of 85 complaints, which includes both old and new complaints. There were 21 Notices of Violation issued and enforcement resolutions in FY13.

The Private Onsite Wastewater Treatment System Advisory Committee advises the Department on administration of the Act and proposed rules and regulations. The committee endorsed the changes to Title 124 that became effective August 11, 2012.

The regulations set minimum design standards for all onsite wastewater treatment systems and include an "Authorization by Rule" provision which allows for the installation of typical onsite systems by a certified professional and subsequent operation by the owner without a site-specific construction or operating permit. These standard conforming systems constitute the vast majority of all new and replacement onsite systems.

Department engineers review construction/operating permit applications for systems that do not meet requirements for Authorization by Rule. Title 124 also provides for Department approval prior to construction of any subdivision with any lot less than three acres where onsite wastewater treatment is proposed. In the past year, the program received 66 applications for construction/operating permits and 20 applications (totaling 91 subject lots) for subdivision review and approval.

Program staff continue to work with many organizations, including local health offices, county and city planning and zoning, the Nebraska Onsite Wastewater Association (NOWWA), the Nebraska Onsite Wastewater Task Force, UNL Cooperative Extension, Nebraska Realtors, Nebraska Association of County Officials, and the Groundwater Foundation to educate the public about the importance of proper installation and maintenance of onsite wastewater treatment systems and to improve the knowledge and skills of the various practitioners who install and maintain onsite systems.

Department staff began implementation of a new inspection program in FY13 which was encouraged by onsite professionals. The inspection program is focused on the evaluation of reporting and construction activities of certified Installers to ensure that Title 124 requirements are met. Forty inspections were conducted in 2013.

Wastewater Treatment Facility Operator Certification Program

Competent and qualified operators are a critical component to ensure that wastewater treatment plants are well run and protect the environment. The life span of treatment facilities can be prolonged and proper operation and maintenance programs can protect the owner's substantial financial infrastructure investment. The Wastewater Treatment Facility Operator Certification Program was established to help accomplish this. The program administers the operator certification program, which includes administering certification exams, issuing certificates, evaluating continuing education programs, tracking certificate compliance, processing certificate renewals, and conducting facility ratings to determine operator needs, in addition to continuing to evaluate ways to help wastewater treatment facility operators obtain continuing education to maintain their certification and help them do their jobs.

This program administers nationally accredited certification exams to new wastewater operators, or to operators wishing to advance their credentials, and issues certification renewals for operators who have obtained the necessary Department approved continuing education as provided for in *Title 197 – Rules and Regulations for the Certification of Wastewater Treatment Operators in Nebraska*. Staff will continue to monitor those facilities that are required to have certified operators and work with them to help them comply with the regulations. The wastewater operator certification program has 891 certified operators with municipal certificates and 73 operators with industrial certificates.

The Department also reviews applications and issues operator certification exemptions for towns and other entities that have full-retention non-discharging lagoon wastewater treatment facilities that may not require qualified operators due to very limited maintenance and operational needs. The exemption is for a fixed four-year period and the period under current review will end at the end of 2016. The Department contacted a total of 238 facilities potentially eligible for the exemption and, of these, issued four-year operator exemptions to 204 facilities.

In FY13, the Department provided seven Discharge Monitoring Report training sessions, and nine operator certification examination sessions. Testing of municipal and industrial wastewater treatment facility operators will continue in FY14.

Wastewater Construction Permit Program

The Technical Assistance Unit of the Wastewater Section administers NDEQ's construction permit program for wastewater works. Industries and municipalities are required to submit engineering plans and specifications for the designs of their wastewater projects for review and approval. These plans are reviewed by the Section's engineering staff to assure that the designs meet the Department's standards for protecting the public health and the environment from the effects of improperly handled or treated wastewater.

The design standards for wastewater facilities are found in NDEQ Title 123, *Rules and Regulations for the Design, Operation and Maintenance of Wastewater Works*. These design standards are updated periodically to keep Nebraska consistent with national standards. The State's design standards are written to encourage the use of proven technologies, but have also allowed Nebraska communities to utilize innovative designs where they are appropriate.

Title 123 also contains basic rules for the operation and maintenance of collection systems and wastewater treatment facilities. It requires that Operation and Maintenance Manuals be prepared that describe the procedures needed to provide reliable sewer service to the public. Title 123 also contains rules for the proper abandonment of wastewater facilities that have been removed from service. The abandonment rules are intended to protect the public from the threat of unsafe conditions or public health hazards.

For FY2013, a total of 219 wastewater projects were submitted to the Department for review and approval.

Considerable time was spent last year working with communities that need to upgrade their wastewater treatment facilities. Section engineers regularly met with municipal officials, funding agencies, and consulting engineers to develop affordable projects for Nebraska's communities. The section also met with food processing industries, power generating plants, ethanol plants, and other industries to assist them in planning their projects. Staff also worked with the owners of many privately owned wastewater facilities that were not properly built and do not function properly.

Engineers from the Section continued to meet with the City of Omaha to discuss Omaha's plans to address their combined sewer system. These meetings have been valuable to all parties. Omaha's project is expected to have about 90 separate construction projects over a 18-year period. Each of these individual projects must be submitted to NDEQ for review and approval. Engineers from the Section contributed to the Department's review of Omaha's Long Term Control Plan that was approved by the Department in 2010.

National Pollution Elimination System (NPDES) and Related Programs

The Wastewater Section administers permitting programs that regulate point source dischargers of water pollutants, including:

- **The National Pollutant Discharge Elimination System (NPDES) Program**, which is responsible for regulating discharges of pollutants to waters of the State so as to maintain and protect the water quality of Nebraska's streams, lakes, rivers, and groundwater. Other NPDES-related programs include:
 - **Combined Sewer Overflows**, which addresses those municipalities that have combined storm water and wastewater sewer systems.
 - **Wastewater Treatment Sludge and Biosolids Disposal**, which are requirements for treatment and disposal of municipal and industrial wastewater sludge and biosolids, and
 - **Storm Water Permit Program** – This permit programs involves: 1) Construction sites of a specific size; 2) the Municipal Separate Storm Sewer System permits for medium and large municipalities; 3) Industrial facilities.
 - **The Nebraska Pretreatment Program**, which functions to protect municipal wastewater collection and treatment systems from damage or overloading by industries.

Activities include issuing permits to control pollutants in wastewater discharges and monitoring compliance with the permits and other applicable regulatory requirements of the programs.

NPDES Permits

Anyone who directly discharges pollutants to waters of the state is required to obtain a permit. NPDES permits control pollutant discharges by establishing wastewater limitations for pollutants and/or requiring permittees to maintain certain operational standards or procedures. Permittees are required to verify compliance with permit requirements by monitoring their wastewater, maintaining records, and/or filing periodic reports.

The Department is responsible for developing and issuing NPDES permits, and for ensuring that permitted facilities comply with permit requirements. The regulatory basis for this program is through an EPA delegation agreement with the Department and NDEQ *Title 119 - Rules and Regulations Pertaining to the Issuance of Permits Under the National Pollutant Discharge Elimination System*. The Nebraska NPDES program encompasses a number of different types of discharges including: municipal, commercial and industrial wastewater discharges; livestock waste control (in a separate section of this chapter); industrial discharges to public wastewater treatment systems (also known as the Nebraska Pretreatment Program); municipal combined sanitary and storm sewer overflows; and industrial and municipal storm water discharges. The graph on the next page titled "NPDES Discharge Authorizations" shows the distribution of permits issued to various types of NPDES dischargers, except Livestock. The "General Permits" category includes discharge

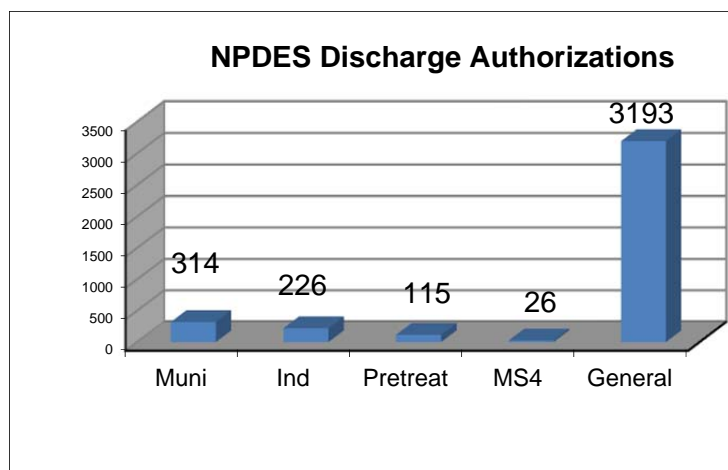
authorizations issued to groundwater remediation sites, storm water discharges, and dewatering/hydrostatic testing, pesticides applications to, over, and near waters of the State, dewatering, hydrostatic testing, dewatering discharges within the City of Omaha, land application of concrete grooving/grinding slurry and discharges from small municipal separate storm sewers.

Most NPDES permits limit the discharge of pollutants by establishing effluent limitations for specific pollutants such as Carbonaceous Biochemical Oxygen Demand, total suspended solids, and ammonia, among others. The permittee is then responsible for testing their wastewater discharge to ensure that the limits are not exceeded. Permits may also limit toxicity in effluents and permittees may be required to demonstrate that their wastewater is not toxic to aquatic organisms (e.g., daphnia or fathead minnows). The permit may also require development of Best Management Practices Plans to reduce or control pollutant discharges.

The permit development process involves identifying the pollutants of concern, and then developing permit limits based upon the more stringent of either technology-based standards or water quality based standards. Technology-based standards reflect effluent quality that can be achieved using treatment technology that is available to the permittee. NDEQ Title 119 sets forth technology-based standards for municipal facilities and many types of industrial facilities. Technology-based standards can also be developed on a case-by-case basis when necessary.

Water quality based limits are the limits necessary to meet the in-stream water quality standards established in NDEQ *Title 117 - Nebraska Surface Water Quality Standards*. In some instances where a surface water/groundwater interconnection may be of concern, NPDES permit limits may be based upon NDEQ *Title 118 - Groundwater Quality Standards and Use Classification*.

Permits may be developed and issued on an individual site-specific basis, or they may be developed and issued to apply to facilities with similar activities or effluent characteristics. These two types of permits are respectively referred to as individual permits and general permits. To date, the department has developed and issued general permits for the following activity categories: hydrostatic testing, dewatering, dewatering discharges within the City of Omaha, land application of concrete grooving/grinding slurry, pesticides applications to, over, and near waters of the State, gasoline contaminated groundwater remediation projects, petroleum product contaminated groundwater remediation projects, construction site storm water, and industrial site storm water. Municipal Separate Storm Sewer System permits have been issued to a variety of entities, including federal facilities, state entities, incorporated places, and counties that meet the criteria of the NPDES storm water program. The Construction Storm Water General Permit was reissued January 1, 2008. A new Industrial Storm Water General Permit was issued on July 1, 2011 and allows six months for industrial activities regulated by the NPDES storm water program to apply.



There are 655 facilities with discharge authorizations under individual permits (municipal, industry and pretreatment), and 26 municipal storm water permits. There are 3193 active facilities authorized to discharge under other general permits. The graph titled "NPDES Discharge Authorizations" provides a summary of this information. The general permits include: 2297 active authorizations under the construction general storm water permit, 79 dewatering including Omaha, 15 hydrostatic testing, 704 industrial storm water, 37 pesticide, and 61 petroleum remediation sites.

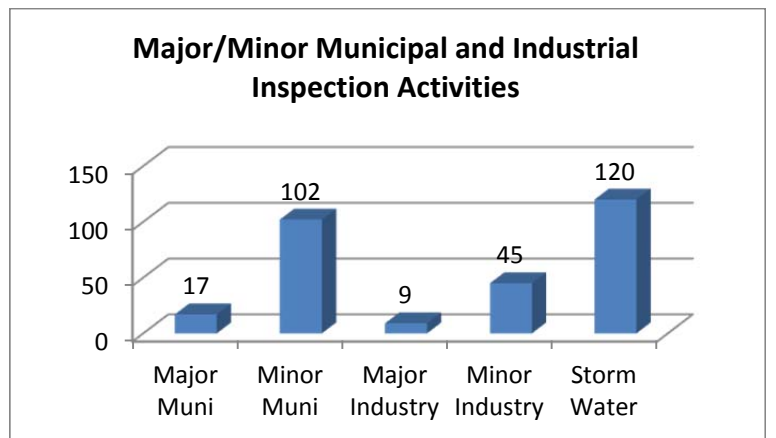
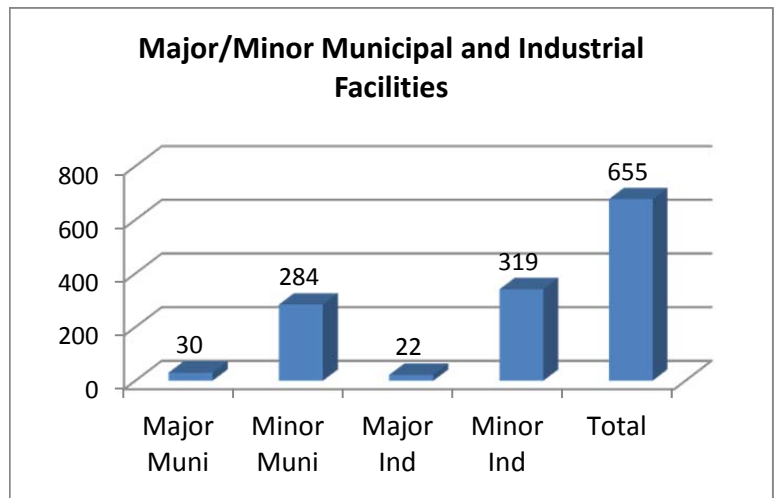
Municipal and Industrial Facilities

Industrial and municipal facilities are both grouped as major or minor facilities based upon their size and/or their potential to impact the receiving stream. The chart titled "Major/Minor Municipal and Industrial Facilities" provides a numeric break down of these types of facilities.

Municipal and industrial facilities are required to verify compliance with numeric permit limits by monitoring their effluents (i.e., self-monitoring). Monitoring frequency can vary from daily to annually depending upon the pollution and impact potential of the facility. The facility must report monitoring results to the Department; typically this is done on a quarterly basis. However, monitoring results that indicate non-compliance with permit requirements must be reported verbally within 24 hours. Records of all monitoring activities must be kept for a period of three years.

The Section verifies compliance through a variety of activities including reviewing discharge monitoring reports, following up on complaints and incident reports, conducting on-site inspections, and performing effluent monitoring inspections.

During on-site inspections, section personnel walk through the facility and review operational procedures and records. Major industrial and municipal facilities receive annual on-site inspections. The priority of minor facilities inspections is based on discharge compliance histories, incident reports and complaints. Inspectors performed 293 total NPDES inspections in Fiscal Year 2013. In addition, the inspectors completed 111 pretreatment inspections and 51 inspections of non-discharging wastewater lagoons. During effluent monitoring inspections effluent samples are collected and analyzed by the Department to compare with self-monitoring results. Facilities targeted for effluent monitoring inspections are chosen based upon pollution potential, past compliance or incident report histories, complaints, and/or Basin Management Approach priorities. Eight facilities had effluent monitoring inspections in FY 2013.



Data generated by facility monitoring and Department on-site and effluent monitoring inspections are reviewed and entered into the federal Integrated Compliance Information System (ICIS) computer database. This database is used to generate facility reports and review facility compliance history.

Combined Sewer Overflows

The Combined Sewer Overflow (CSO) program addresses those municipalities that have combined storm water and wastewater sewer systems. These systems were built prior to the existence of secondary sanitary wastewater disposal standards. When storm or snow melt run-off is occurring, these systems may become hydraulically overloaded and excess water flows bypass the treatment system. When bypasses occur, untreated wastewater is discharged into the receiving stream.

The city of Omaha has combined sewers that are subject to storm-induced bypasses, and Plattsmouth recently completed separating their storm and sewer sanitary lines.

The City of Omaha submitted a substantively complete long-term control plan on October 1, 2007 in compliance with an Administrative Consent Order between the City and NDEQ. On September 25, 2009, the City submitted their Final Long Term Control Plan, also in compliance with the Administrative Consent Order. This order requires Omaha to complete the long-term control plan projects by 2024. The projects included in the plan span 15 years and are estimated to cost \$1.5 billion. In 2012 the order was modified to add an additional 3 years due to the 2011 Missouri River flood. The goal of the projects is to reduce or eliminate combined sewer overflows and comply with State and Federal regulations.

The City of Omaha's CSO NPDES permit has been re-issued effective October 1, 2010 and includes a schedule for project implementation. This schedule utilizes the first five years of project implementation as defined by the 2009 Final Long Term Control Plan.

Wastewater Treatment Sludge and Biosolids Disposal

Disposal requirements for municipal and industrial wastewater treatment sludge or biosolids can be incorporated into NPDES permits. These sludge disposal requirements assure that sludge or biosolids are treated and disposed in a manner that is environmentally sound and protective of human health. Beneficial use, such as land application of biosolids, is strongly encouraged.

On Feb. 19, 1993, the EPA published the federal sludge regulations. Under these regulations, an estimated 330 municipal facilities in the state have additional sludge monitoring requirements. These additional requirements include increased metal and nutrient content analyses; improved records for tracking the amount of sludge and metals applied to each disposal site, and cumulative disposal limits. The Department has not sought delegation of this program from the EPA. The program is managed out of the EPA Region 7 office in Kansas City, KS; however, the Department regulates the disposal of municipal and industrial sludge, both through the use of NPDES permit requirements and through the application of the NDEQ *Title 132 - Integrated Solid Waste Management Regulations*.

Storm Water Program

In compliance with federal regulations, the NPDES Storm Water Phase I and Phase II Programs regulate the discharge of pollutants in storm water from certain construction sites, industrial facilities and municipal storm sewer outfalls. Phase II was promulgated by EPA in March of 2003. Storm Water Phase II federal regulations lowered the threshold for coverage of construction sites from five acres or more to one acre or more. And, sites that are less than one acre can also be regulated in Phase II, if they are part of a common plan of development or sale. The industrial facilities are defined to include a number of different types of facilities in addition to typical process industries (e.g., landfills, wastewater treatment sites, recycling centers, scrap yards, mining operations, transportation facilities, and hazardous waste facilities). These regulations also increase the number of municipalities and urban areas that are subject to the NPDES program for storm water discharges.

The cities of Omaha and Lincoln were subject to the Municipal Separate Storm Sewer System (also known as the MS4) Program with the implementation of Phase I. Lincoln was issued an MS4 Permit on September 1, 2002. This permit was reissued on July 1, 2008 and January 1, 2013. The Omaha MS4 Permit was issued on October 1, 2003 and was reissued in October 1, 2008. Phase II has expanded the areas requiring coverage under an NPDES MS4 Permit to include the urbanized areas in Douglas, Sarpy, Lancaster, Washington and Dakota Counties. An NPDES permit for Douglas, Sarpy and Washington Counties was issued effective August 1, 2004 and reissued October 1, 2009. The Dakota County MS4 permit was issued effective December 1, 2004.

The Department determined that the communities of Beatrice, Columbus, Fremont, Grand Island, Hastings, Kearney, Lexington, Norfolk, North Platte and Scottsbluff were exempt as of December 20, 2002. However, new approved Total Maximum Daily Loads and a review of the criteria for each municipality, made all subject to Phase II regulations for MS4s. A statewide general permit was issued January 1, 2006. The Storm Water Management Plans for all of these cities have been received, public noticed and each of these communities was authorized under this general permit. These permittees have entered into a cooperative agreement to form the Phase II Storm Water Cooperative. Their Storm Water Management Plans are being coordinated so that development work and implementation plans can be shared between them. The NDEQ is working closely with this group. The re-issuance of the statewide general permit for small MS4s is scheduled for 2014. Dakota County, South Sioux City, and Dakota City will also be covered under this statewide permit when it becomes effective.

Nearly \$1.8 million in grant funds was awarded in FY2013 to MS4 permittees. These grants, established by Legislative Bill 1226 in 2006, are awarded annually for implementation of the MS4 communities' Storm Water Management Plans. The grants are distributed by population and require a matching 20% from each of the grantees. Funds are distributed near the end of each calendar year.

Two general permits have been issued to provide coverage for industrial facilities and construction sites. Both of these general permits require the permittee to develop Storm Water Pollution Prevention Plans to control and reduce the discharge of pollutants. The NPDES General Permit for Storm Water Discharges from Construction Sites, NER110000 was issued with change on January 1, 2008. The NPDES General Permit for Storm Water Discharges from Industrial Activity, NER900000, was issued July 1, 2011. The new permit requires benchmark monitoring for certain industrial activities. This monitoring was to be in place by July 1, 2012.

Nebraska Pretreatment Program Permits

The Nebraska Pretreatment Program functions to protect municipal wastewater collection and treatment systems from damage or overloading by industrial dischargers. The pretreatment regulations are found in Title 119. The rules and regulations set forth prohibited discharge standards that apply to all industrial users of publicly owned wastewater treatment facilities and require permits for significant industrial users. The significant industrial users are determined by one of several means: 1) the existence of an industrial category for which pretreatment discharge standards are established in NDEQ Title 119, 2) the volume or strength of the wastewater discharged from the facility, or 3) the potential of the industrial user to adversely affect the wastewater collection or treatment facilities.

The authority for establishing the Pretreatment Program is derived from the NPDES program requirements set forth in Section 402 of the Federal Clean Water Act. The issuance procedures and general format of Pretreatment Program and NPDES permits are very similar. Permittees are required to carry out self-monitoring activities, maintain records and submit periodic reports. Compliance activities include report reviews, on-site inspections and compliance monitoring inspections. Compliance data are entered into ICIS to facilitate compliance review activities.

Although the Pretreatment Program is really a subprogram of the NPDES program, administration of this program requires more coordination and cooperation with local municipal officials. To accomplish this, the Department has entered into Memorandums of Agreement (MOAs) with 11 communities describing respective city and state responsibilities. The agreements vary in nature depending on the size and capabilities of the community. Omaha and Lincoln are the most active municipal partners, accepting responsibility for a large variety of activities including facility sampling, inspections, complaint investigations, permit reviews, and industrial user technical assistance. Other communities rely more heavily upon the State for compliance inspections and technical reviews. However, all cities with agreements conduct initial complaint or incident investigations, report significant incidents to the Department and assist in permit development by reviewing draft permits. The Department is working with communities throughout the State to get them more involved in the pretreatment program and to improve cooperative efforts in this program.

State Revolving Loan Fund Programs

The Water Quality Division's Financial Assistance Section administers distribution of state and federal assistance for the Clean Water State Revolving Loan Fund and the Drinking Water State Revolving Loan Fund.

Clean Water State Revolving Loan Fund

The Nebraska Clean Water State Revolving Loan Fund (CWSRF) program provides low interest loans and small community matching grants to municipalities for construction of wastewater treatment facilities and sanitary sewer collection systems to alleviate public health and environmental problems. The loan principal repayments go into new loans, and interest earnings on the Fund are used to pay off the state match bond issues and to make new loans.

The CWSRF program receives an annual federal EPA capitalization grant. A 20% state match, required to obtain the federal grant, is provided through Nebraska Investment Finance Authority (NIFA) bond issues. After 25 years of activity, the Fund's Net Assets have reached \$243 million. Since its inception, the program has made loans totaling \$401 million to 185 municipalities for 247 projects. The American Recovery and Reinvestment Act (ARRA or stimulus), passed by the federal government on February 17, 2009, provided \$20,045,000 extra funding for the CWSRF program during FY2009 and FY2010. The added stimulus funding did not require the 20% state match, but did require that 50% of the ARRA funds be provided as loan forgiveness (similar to the small community grants) and that 20% of the funds go to green infrastructure. All of the green infrastructure funds were allocated to land application facilities (a categorically qualified green infrastructure project). ARRA funds were fully obligated to projects before the February 17, 2010 deadline and fully disbursed to those projects in April 2012.

In FY2013, the CWSRF funded projects totaling \$25,516,774 in loans and \$1,455,578 in loan forgiveness and grant funds to the same projects.

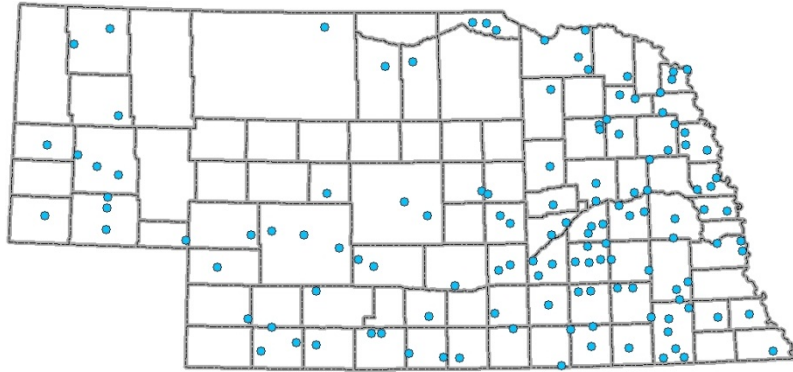
The EPA awarded the 2012 capitalization grant, in the amount of \$7,202,000, in August of 2012. A \$1,440,000 bond and \$400 of Administrative Cash was used to match this federal grant.

Initiatives in 2013 for the State Revolving Fund Program include:

- The Program is implementing Northbridge loan and grant tracking software purchased with the 4% set-aside funds from both CWSRF and DWSRF. Installation is currently underway and should be complete by end of SFY 2014.
- NDEQ's Legislative Bill 514 was introduced this year and was held over for the upcoming legislative session. LB 514 would authorize the creation of a Clean Water Linked Deposit Program. The bill would authorize a process of working with private lending institutions to provide low interest loans for private uses associated with non-point source pollution control, such as: septic tank repair and replacement; certain livestock waste control facilities; and agricultural best management practices among others.
- Also included in LB 514 is a provision for refinancing previous debt used for the construction of wastewater treatment facilities.
- The Preliminary Engineering Report Guide in the Intended Use Plan was updated with recommendations from USDA and EPA. It also includes steps to help communities assess options for sustainability, especially with those communities experiencing population decline.

The map below shows the locations of CWSRF projects over the 25 years of the Clean Water loan program and the graph reflects the cumulative loan assistance of SRF projects for both Clean and Drinking Water SRF projects.

CWSRF Project Locations



Municipalities Receiving CWSRF Loans in FY2013

Municipality	Loan Date	Loan Amount	Loan Forgiveness Amount	Small Community Grant Amount
Gilead	6/29/2013	108,100		108,100
Hickman	6/27/2013	822,602		
Dodge (10 year loan)	6/26/2013	195,000	97,500	
Jansen	6/21/2013	469,000		182,394
Crawford	6/18/2013	3,302,000	100,000	250,000
Lexington	4/29/2013	4,750,000		
Oxford Amendment #1	3/21/2013	176,000	49,250	
Bertrand	3/31/2013	350,000	100,000	
Amherst	11/30/2012	285,000	26,600	
South Sioux City	11/16/2012	14,000,000		
Gresham	10/23/2012	250,000	100,000	
Denton	10/10/2012	267,150		
Gosper County SID #1	9/12/2012	700,000		
Maxwell	9/11/2012	145,000	40,484	
Wakefield	8/8/2012	302,500	151,250	
Bassett	7/2/2012	850,000	250,000	
TOTAL		26,972,352	\$915,084	\$540,494

Thirty projects were under construction during SFY 2013: Albion, Amherst, Ansley, Aurora, Bassett, Blair, Carroll, Clarkson, Denton, Duncan, Gosper County SID #1, Gresham, Hayes Center, Lancaster County SID #5, Leigh, Lexington, Lincoln, Lindsay, Marquette, Nebraska City, Ogallala, Omaha, Osmond, Plattsmouth, Polk County SID #1, Shelby, Wakefield, Wayne, Wisner, and Wolbach.

The following nine SRF wastewater projects initiated operation in SFY 2013: Albion, Blair, Gosper County, SID #1, Plattsmouth, Hayes Center, Marquette, Lindsay, Omaha, and Lynch.

Construction Administration Fund Small Community Matching Grants

In addition to and concurrent with loans, the CWSRF provides small community matching grants to financially distressed municipalities with population of 10,000 or less. This program has provided \$7.5 million in grant funding for 80 projects concurrent with a CWSRF loan during twenty five years of the program. Many small municipalities find that needed projects are too costly without the additional grant subsidy provided concurrent with the CWSRF loan. During FY2008, legislation was passed providing the department with authority to allocate up to 65% of prior-year revenue from fees collected on CWSRF loans to the various grants. This legislation also increased the population level for eligible communities to 10,000 or less. The department intends to provide increased funding to as many qualifying projects as possible; therefore, for FY2013, up to \$635,893 was available for small community grants, and any one community could receive a maximum of \$250,000. The program provided a total of \$540,494 in small community grants to the communities of Gilead, Jansen, and Crawford.

In FY 2013, five planning grants for a total of \$100,000 from the Administrative Cash Fund were awarded to small (under 10,000) communities. These communities identified wastewater treatment facility project needs. They were listed on the Project Priority List and have not received a planning grant in the previous five years and have 10,000 or fewer inhabitants.

Drinking Water State Revolving Loan Fund

The Nebraska Drinking Water State Revolving Loan Fund (DWSRF) program provides low-interest loans and loan forgiveness to owners of public water systems. The loan principal repayments go into new loans, and interest earnings on the Fund are used to pay off the state match bond issues and to make new loans. An agreement between the NDEQ and the Nebraska Department of Health and Human Services, Division of Public Health (NDHHS-DPH), effective on October 30, 1997, defined the authority of the two agencies in administering the DWSRF program.

The DWSRF is similar to the Clean Water State Revolving Fund in that both obtain the required 20% state match through appropriations or revenue bonds, give low interest loans, and will be self-sustaining. The DWSRF is unique in that loans may be awarded to privately owned public water supplies. Other program differences include set-asides for program administration, technical assistance, wellhead protection, capacity development and operator certification. After 16 years of activity, the Fund capitalization level has reached \$148 million.

DWSRF Set Aside Funds and Administration Cash Fund

Administrative costs are being paid out of the administrative cash fund and may include program operating costs for both NDEQ and NDHHS-DPH, including day-to-day DWSRF program management activities for both agencies. Also included are other costs associated with debt issuance, financial management, consulting, and support services necessary to provide a complete program.

The Small System Technical Assistance set-aside (2%) provides technical assistance to Public Water Supply Systems serving 10,000 or fewer persons. This is accomplished through contracts with organizations with expertise in dealing with small systems and is coordinated by the NDHHS-DPH.

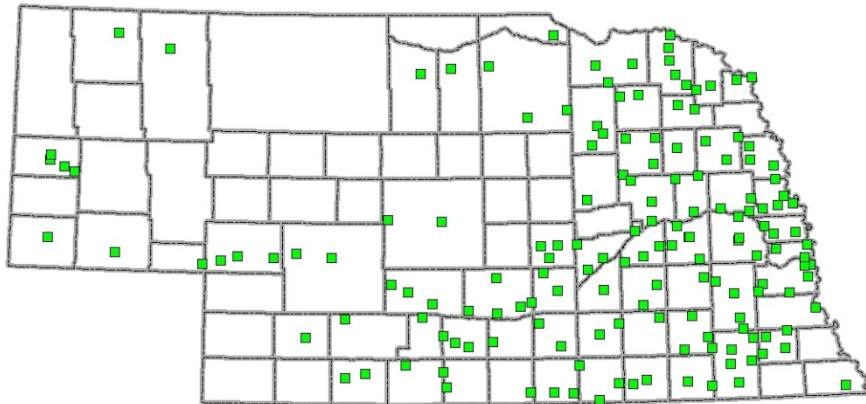
In FY2013, under the Source Water Protection Implementation set-aside (15%), nineteen grants for preliminary engineering reports totaling \$271,320 were awarded to high priority ranked communities to address public health issues associated with public water supplies, and \$100,000 for source water protection project grants. The NDEQ administers the grants provided for preliminary engineering reports and the Department's Source Water Program oversees the source water protection grants.

The DHHS-DPH has determined eligibility for Public Water Supply program management, development and implementation of a capacity development strategy, and a water operator certification program set-aside of \$750,000. The state may use up to a total of 10 percent for this set-aside but must provide a one-to-one state match. DHHS-DPH has determined the set-aside eligibility by using program overmatch dollars for federal fiscal years 1993 to 1997. No additional state dollars are required for the set-aside amount.

The FY2013 DWSRF capitalization grant allocation totaled \$8,616,500 million. The program disbursed \$10 million for drinking water project construction. Of that amount, disadvantaged communities received \$1,581,384 in forgiveness funding.

The map below shows the locations of DWSRF projects over the 16 years of the loan program.

DWSRF Project Locations



Municipalities Receiving DWSRF Loans in FY2013

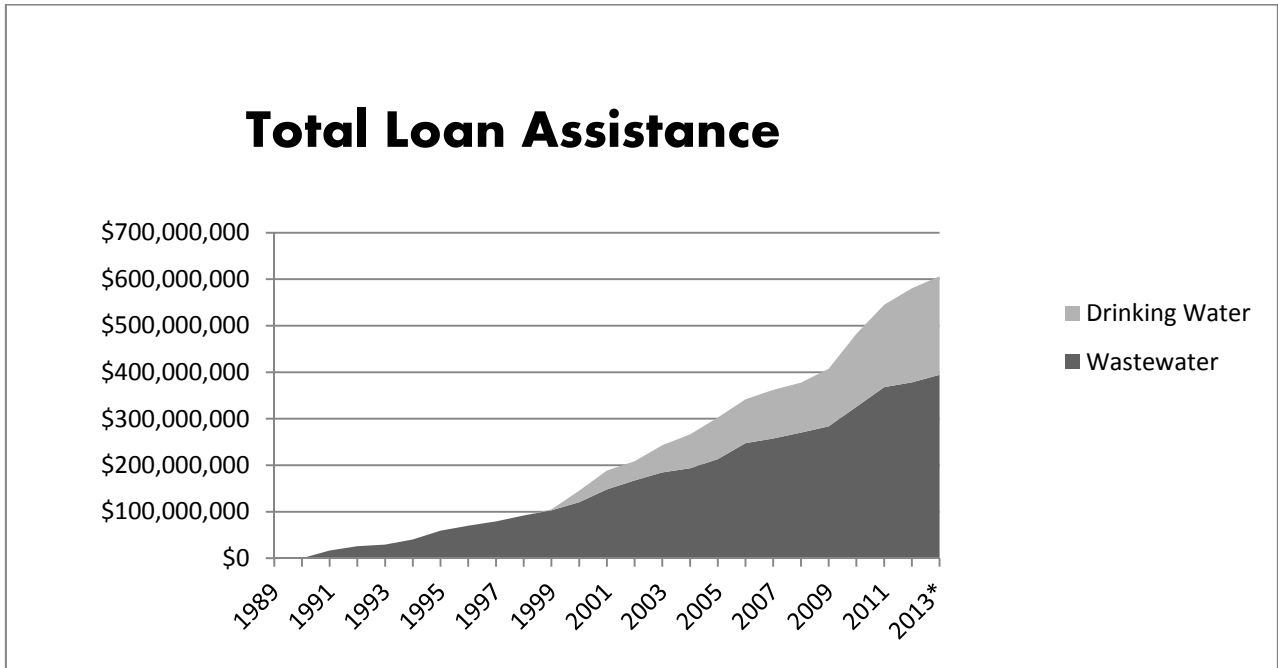
Municipality	Loan Date	Loan Amount	Loan Forgiveness
Carroll Amendment #1	5/8/2013	75,560	15,112
Bee	4/18/2013	309,139	61,828
North Loup (30 year loan)	4/17/2013	1,849,700	647,395
Elgin	4/1/2013	1,457,587	291,517
Daykin	3/27/2013	650,000	130,000
Leigh	2/19/2013	590,000	150,000
Blair Amendment #1 (30 year loan)	2/15/2013	500,000	-
Brunswick	12/19/2012	177,000	35,400
Shelby Amendment #1*	11/30/2012	-	-
Wausa Amendment #1	11/5/2012	20,000	4,000
Stromsburg Amendment #1*	9/26/2012	-	-
Ravenna	9/13/2012	2,890,600	578,120
Clarks Amendment #1	9/12/2012	35,133	28,297
St. Helena	9/10/2012	353,580	58,836
Creighton Amendment #1	9/5/2012	423,000	84,600
Denton	8/22/2012	814,946	195,343
Loup City	7/25/2012	221,400	44,280
Holstein Amendment #1	7/19/2012	13,521	9,005
TOTAL		\$10,381,166	\$2,333,733

* The amendments for Shelby and Stromsburg were to revise the interim repayment date to December 15, 2013.

This past State Fiscal Year (SFY), the DWSRF entered into 10 binding commitments and 8 loan amendments to existing funded communities in order to provide financial assistance to PWS projects totaling \$10,381,166 of which disadvantaged communities received \$2,333,733 in forgiveness funding. Further, the Federal Fiscal Year (FFY) 2012 capitalization grant required that a minimum of 20% of the grant be reserved for additional subsidization (e.g., loan forgiveness). With numerous loan closings scheduled there are no problems anticipated with meeting the required grant conditions.

In addition, from the FFY 2012 capitalization grant \$1,477,000 was allocated to the 2% (\$179,500), 10% (\$897,500) and 15% (\$400,000) Set-Asides. More details on the programs associated with these Set-Asides can be found in the Drinking Water State Revolving Fund Annual Report for SFY 2013 on our website at <http://deq.ne.gov/>.

The chart below shows the total amount provided since 1989 for wastewater and drinking water loan assistance, including small town loan grants and loan forgiveness.



CHAPTER 7:

Field Services and Assistance Division

The purpose of the Field Services and Assistance Division is to provide information and assistance to the public and the regulated community, as well as to conduct inspections, maintain monitoring programs and manage specific projects. With regard to performing inspections, operating monitoring programs and managing projects, Field Services staff coordinates all activities with the Agency's Air Quality, Waste Management and Water Quality Divisions. Many of the field activities occur out of the department offices located in Omaha, Norfolk, Chadron, Scottsbluff, North Platte and Holdrege.

In addition to Field Services, the division consists of the following programs: Small Business and Public Assistance, Community Right-To-Know, Emergency Response, Homeland Security, and Quality Assurance.

Over the last year, the programs within the Field Services and Assistance Division have devoted efforts to a number of significant projects. A short summary of some of those efforts follow.

- The Field Services and Assistance Division devotes significant resources to the coordination of the review and response to submissions pursuant to the National Environmental Protection Act (NEPA). The environmental assessments are conducted by five NDEQ programs: Air Quality, Waste Compliance, Storm Water, Wastewater and Water Quality. The purpose of the assessments is to ensure related projects are conducted in an environmentally responsible manner and to give the project sponsors an early awareness of any potential permits that will be needed for a successful project. During FY2013, NDEQ received 98 new project notifications for NEPA review.
- The Community Right-to-Know Program continues to work with Local Emergency Planning Committees in planning efforts, such as planning and participating in emergency response exercises. The program also participates in educational activities. The Program participated in 18 local emergency management agency meetings over the last year and participated on the State Emergency Response Commission Education/Outreach Committee.
- The Division continues to coordinate environmental partnership efforts with the Nebraska Public Power District (NPPD). The overall objective of the Partnership is to capitalize on the strengths of each organization and make strides toward a sustainable Nebraska. Three of the primary efforts of the Partnership have been:
 - Sponsorship of the "Power Summit," which brings those responsible for generation electricity together with environmental regulators for purposes of examining topics of mutual interest.
 - In cooperation with the United States Department of Agriculture – Rural Development and the EPA AgStar Program, continuing the promotion of the capture and use of methane from concentrated animal feeding operations.
 - The Partnership is involved in the examination of energy conservation issues with small communities and their publicly-owned wastewater treatment plants.

- The Emergency Response Program continues to enhance the Department's ability to respond to releases into the environment by securing equipment and coordinating and providing additional training for the Department's Emergency Response Team. Additionally, the Emergency Response Coordinator serves as the Department's Complaint Coordinator. The Complaint Coordinator implements the Department-wide notification system. The system is designed to increase the effectiveness and bring consistency to the Department's response to notifications and complaints.
- The Division, primarily through the efforts of the Small Business and Public Assistance Coordinator, is responsible for the planning and conduct of the Department's annual Environmental Update. The Environmental Update is a one-day conference held for the regulated community and environmental consultants. The purpose of the conference is to provide an opportunity for NDEQ programs to present updates and explain new developments in their programs.
- The Environmental Assistance Division provides assistance to the Waste Management Division in the conduct of the federal Brownfields program. The Brownfields program's purpose is to restore blighted and contaminated areas of the country to productive use. The Field Service and Assistance Division has been reviewing and providing comments on grant applications to those organizations applying for federal Brownfields grants.
- The Field Office Section Supervisor has continued one-on-one informal visits with small community Municipal Clerks. Clerks often receive requests for information associated with the Department's various programs and providing them with knowledge of the Department's programs, and letting the Clerks know who to contact in given situations, benefits the citizens of the state.

Field Offices

The NDEQ Field Office Section is responsible for conducting compliance inspections, complaint investigations, environmental sampling, project management, and local compliance assistance for the agency's Air Quality, Waste Management and Water Quality Divisions. The number of inspections and other duties performed by field office staff is incorporated in the charts and graphs provided by other divisions in the previous chapters. There are 16 employees in six field offices around the state. The field offices enable the agency to provide the public with greater access to NDEQ staff, to provide more timely responses to citizens. Additionally, Field Offices help the entire Department develop a better understanding of local issues because NDEQ staff live and work in the local community.

One of NDEQ's goals is to have a strong community presence and build relationships with the public and with local entities. This is accomplished in a number of different ways in the field offices. One way is by making personal one-on-one contacts with local governmental agencies that have mutual needs or responsibilities. Another way to establish a local presence is to participate on local task forces, boards of directors and emergency planning organizations. The feedback that the agency receives is that the NDEQ representatives who participate in these local organizations add depth and insight which is highly valued. Another way a local presence is established is by participating in environmental education events in their regions. Building a strong community presence helps NDEQ carry out the work of preserving the state's natural resources and serving the citizens of Nebraska.

Small Business and Public Assistance Program

The Small Business and Public Assistance program was created as a result of the Clean Air Act Amendments of 1990. Congress saw the need to create programs to assist small businesses comply with ever more complex air quality regulations. Similar to many state's environmental agencies, NDEQ expanded its scope to encompass all environmental media: air, waste and water.

Nebraska's Program is divided into four major components: the Small Business and Public Assistance (SBPA) program, the One-Stop Permit Assistance program, the Public Advocate, and the Small Business Compliance Advisory Panel. The Program Coordinator is involved with all four functions, as well as coordinating with other DEQ personnel within the Department's Air Quality, Water Quality and Waste Management Divisions involved in compliance assistance activities on the NDEQ Compliance Assistance Team.

The Program includes site visits, development of outreach materials, workshops, and helping the regulated community to understand their obligations under state and federal law. The Program Coordinator answered questions from over 80 individuals regarding air, waste water, or solid and hazardous waste issues. The Program Coordinator is also responsible for the Department's annual Environmental Update. 154 individuals attended the 2013 Update.

The One-Stop Permit Assistance Program was established to offer information and permit assistance related to the Department's various divisions; providing the customer with one initial point of contact in the environmental permitting process. This program's objectives are to ensure businesses are aware of the permits they are required to apply for, know information they will need to provide in the application process, and that inquiries receive a timely response. The Program Coordinator conducted meetings with five potential facilities in 2013.

The Public Advocate serves as the ombudsman for purposes of the Clean Air Act requirements, receiving requests for regulatory information or environmental complaints from the public and ensuring the Department is accessible and responsive to public concerns. In this role, the Program Coordinator provided outreach to numerous individuals to address specific questions or concerns they had; as well as working with citizens of Gering, Nebraska regarding on-going landfill concerns in their community, and acting as an informal liaison with the state's ethanol industry to listen to their concerns.

The Small Business Compliance Advisory Panel resulted from the Clean Air Act Amendments of 1990 and amendments to the Nebraska Environmental Protection Act of 1992. The Panel is comprised of seven members: two representatives from the general public selected by the Governor, four representatives from small businesses selected by the Legislature, and one representative selected by the Director. The panel evaluates the effectiveness of the Program, providing feedback on outreach and education methods and identifying program obstacles. The Panel members met with NDEQ staff to give their feedback in October 2013, and will provide their annual report to the Governor on January 1 regarding the SBPA Program. The panel has maintained its full seven-member capacity.

Community Right-To-Know Program

The Community Right-to-Know Program provides assistance to those subject to the Nebraska Emergency Planning and Community Right-To-Know Act and the related federal Emergency Planning and Community Right-To-Know Act. These acts are designed to: 1) increase the public's access to information concerning the presence and release of hazardous chemicals in their communities; 2) provide emergency planning and response information; and 3) provide information on toxic chemical releases to the environment. Compliance assistance is available to any persons or facilities requesting it through the division. The EPA enforces this program.

The Community Right-To-Know Program distributes outreach materials, responds to public requests for information, and receives and stores information required under this act. The information that facilities are required to provide the department, includes: 1) a one-time report of an extremely hazardous substance at a facility that triggers the emergency planning process; 2) notification of any significant changes to a facility's emergency plans; 3) notification of the sudden release of a hazardous substance; 4) an annual report listing the hazardous chemicals present at 10,000 pounds or above the threshold planning quantity at the facility; 5) an annual quantitative report of the listed chemicals; and 6) an annual facility inventory report of toxic chemicals manufactured, stored or used, and the amounts released to the environment by the specific media.

A facility in Nebraska is required to submit a Tier II report if listed hazardous substances are present at any one time during the preceding calendar year at the facility in amounts either equal to or greater than amounts established by EPA. In 2013, 2,972 Nebraska facilities reported Tier II information on regulated chemicals above EPA-established thresholds. This was consistent with the previous year. This information has been used in preparing for the impacts of flooding on the South Platte River and in responding to the aftermath of the Wayne tornado.

Facilities required to report information pursuant to the Community Right-to-Know Program are able to access, view, change and report their chemical information online. Approximately 95% of the facilities reported online in Nebraska in 2013. The information stored electronically is much more usable and enhances the ability of Local Emergency Planning Committees to access the data for use in their local emergency plans.

Additionally, the Community Right-To-Know Coordinator has been active in establishing relationships with the Local Emergency Planning Committees by attending their local meetings and making presentations at related conferences. In 2013, the Community Right-to-Know Coordinator attended 18 local meetings and assisted with local emergency exercises and provided information regarding chemicals at facilities in their communities. In 2013 the Community Right-to-Know Coordinator assisted with the planning of the Regional LEPC Conference in Kansas City, MO. These events provided information and training to over 220 First Responders and Local Emergency Planning Committee members.

Emergency Response Program

Through the Emergency Response Program, NDEQ personnel provides technical and regulatory assistance to those responsible for spills, leaks and accidents that pose a hazard to the environment or public health. Assistance is also provided to those at the local level that are the first on the scene at these releases; typically this is the local fire department.

The Emergency Response Program Coordinator is responsible for training, equipping and coordinating a group of personnel who, in addition to their responsibilities to other departmental programs, provide initial documentation, assistance and response to spills. These individuals have the responsibility of maintaining an emergency response system, which is on call 24 hours a day. The Emergency Response Program assists in arranging for the disposal of harmful and potentially hazardous materials. The Program represents the environmental interests of the state at the scene of a petroleum/chemical spill or other environmental emergency. All personnel are members of the Nebraska Hazardous Incident Team (NHIT) and coordinate closely with the local, state and federal agencies involved in emergency response situations. Over the past year the Emergency Response Program responded to 18 incidents and conducted 34 on-site visits to these incidents.

Homeland Security

The Department has been actively involved in the state's Homeland Security efforts, which are directed by the Lieutenant Governor. The Department's Deputy Director of Programs represents the Department on the Lieutenant Governor's Homeland Security Leadership Group. The Field Services and Assistance Division has been active in planning for the annual Nebraska Infrastructure Protection Council Conference sponsored by the Lieutenant Governor. As has been the case in the past, Department staff, specifically the Community Right to Know Coordinator, have participated in a number of Local Emergency Response Committee exercises. Most significantly those exercises included incidents related to releases of anhydrous ammonia, pipeline releases, and responding to, and mitigating spills of materials into the surface waters of our state.

Quality Assurance Program

The function of the Quality Assurance Program is to ensure that environmental data used by the Department in regulatory and decision-making activities is properly documented and sufficiently reliable to meet Department needs. NDEQ is committed to ensuring that environmental data used by the Department are sufficiently precise, accurate, and complete to carry out NDEQ's responsibilities.

CHAPTER 8:

Expenditure and Budget Summary

The following information summarizes department expenditures for fiscal year 2013 and outlines budget projections for fiscal year 2014. The figures in the expenditure summaries were derived from the state accounting system. The budget projections were prepared by the department. Some limited flexibility exists to adjust these numbers to meet unforeseen needs.

Chart A shows actual FY13 expenditures for each federal grant, including the state match.

Chart B lists actual FY13 expenditures of programs funded by state general funds and/or cash funds. This chart lists expenditures by activity. Activity in this case is not considered a program activity, but is a category of expenditure. Activities listed in this chart are personal services, operating expenses, travel, capital outlay, contracting and distribution of aid.

Chart C is the proposed FY14 budget for each federal grant. Chart C also lists proposed match for each program for which a non-federal match is required. Additionally, match for the 319H grant is provided by in-kind services in the Groundwater Management Area program.

Chart D lists proposed FY14 budgets for programs funded by state funds. This chart lists proposed expenditures by activity. As in Chart B, activity is not a program activity, but a category of expenditure. Activities listed are personnel services, operations, travel, capital outlay, contracting and distribution of aid.

Agency program activities are described in Chapter 2 and Chapters 4 through 7 of this report.

Chart A -- Actual Expenditure for Each Federal Grant for State Fiscal Year 2013

Grant Program / Title	Assistance ID #	Grant	Match	Total
ARRA Drinking Water State Revolving Fund	2F97705601-01	442,461	-	442,461
Performance Partnership	BG997325-07	4,057,787	1,293,235	5,351,022
604 B Water Quality Management	C6007328-20	941		941
604 B Water Quality Management	C6007328-21	38,918		38,918
604 B Water Quality Management	C6007328-22	42,056		42,056
319 H Non-Point Source	C9007403-XX	4,534,855		4,534,855
Clean Water State Revolving Fund	CS310001-XX	6,397,587	1,371,253	7,768,840
Clean Diesel	DS987972-01	434,403		434,403
Drinking Water State Revolving Fund	FS997805-XX	9,455,968	487,060	9,943,028
Section 106 Monitoring	I987678-XX	120,719		120,719
Leaking Underground Storage Tanks	LS987161-07	11,663	19,588	31,251
Leaking Underground Storage Tanks	LS987161-08	492,133	59,705	551,838
Department of Defense	NE-10	3,624		3,624
Department of Defense	NE-12	108,300		108,300
Section 128 (a) State Response	RP987322-04	516,574		516,574
Superfund UNL Mead	V977350-01	5,808		5,808
Superfund Management Assistance	V997531-08	127,543		127,543
Superfund Site Assessment	V997532-05	30		30
Superfund Site Assessment	V997532-06	242,455		242,455
Superfund Core	VC987267-06	147,066	15,904	162,970
PM 2.5 Ambient Air Monitoring	XA987923-01	1,744		1,744
PM 2.5 Ambient Air Monitoring	XA977347-01	259,833		259,833
Totals		\$ 27,442,468	\$ 3,246,745	\$ 30,689,213

Administrative costs are negotiated with the EPA as a combined, per hour rate, and then charged back against each grant based on direct service hours worked

Performance Partnership is made up of Water 106, Air 105, Groundwater, RCRA 3011, a part of 319 H program, Underground Injection Control, and Mineral Exploration

319 H Non Point Source Match comes from the Groundwater Management Area Program (Subprogram 035)

A portion of the match for the State Revolving Fund Programs is provided by Revenue Bonds issued by NIFA

An indirect rate of 55.14% is negotiated with EPA and charged to programs against it's direct payroll cost to cover agency administrative expenses.

Chart B - Actual Expenditure of State Funds for State Programs for Fiscal Year 2013 Including Aid

Program	Subprogram	Fund Type	Personal Services	Operating Expenses	Travel	Capital Outlay	Consulting /Contracting	Total	Distribution of Aid	Total
Integrated Solid Waste Management	004	C	995,848	397,676	26,388	-	21,198	1,441,110	-	1,441,110
CLEAR / Environmental Trust	011	C					274,868	274,868	-	274,868
Ag - Livestock	016	G/C	1,367,780	54,672	52,729	-	6,964	1,482,145	-	1,482,145
Air Construction Permits	020	C	37,523	29,665	327	2,669	-	70,184	-	70,184
Superfund State Cost Share	023	G/C	1,706	723	109	-	328,856	331,394	6,616	338,010
Litter Reduction	024	C	127,207	47,007	618	-	81,571	256,403	1,711,067	1,967,470
Mineral Exploration	029	C	106,574	67,404	14,332	-	1,363	189,673	-	189,673
Private Onsite Wastewater Cert & Registration	030	C	201,803	87,080	6,436	-	-	295,319	-	295,319
Environmental Official Training	031	C	910	16,443	5,413	-	-	22,766	-	22,766
Emission Inventory - Title V	033	C	1,753,140	709,844	26,208	-	10,332	2,499,524	-	2,499,524
Chemigation	034	C	3,163	4,508	-	-	29,671	37,342	-	37,342
Groundwater Management Areas	035	G	39,108	44	-	-	-	39,152	-	39,152
Remedial Action Plan Monitoring Act	036	C	107,290	43,635	1,355	-	-	152,280	-	152,280
Private Onsite Wastewater Permit & Approval	037	C	27,448	10,723	-	-	-	38,171	-	38,171
Operator Certification	040	C	61,642	26,037	884	-	7,122	95,685	-	95,685
Community Right to Know	041	G	83,664	1,193	2,298	-	-	87,155	-	87,155
Pipeline SEIS	050	C	263,898	116,323	18,337	-	4,644,785	5,043,343	-	5,043,343
Petroleum Release Remedial Action Act	051	C	850,269	458,021	9,049	516,109	4,936,670	6,770,118	6,306,859	13,076,977
Emergency Response	057	C	108,196	44,758	1,247	-	443	154,644	-	154,644
Engineering Reviews	061	G	241,666	2,939	329	-	-	244,934	-	244,934
Stormwater Grants	067	G	14,151	-	61	-	-	14,212	1,824,996	1,839,208
Waste Reduction & Recycling	091	C	182,497	88,099	706	-	-	271,302	2,514,139	2,785,441
Superfund Special Projects	095	G	5,311	2,151	279	-	3,501	11,242	-	11,242
Agency Organizational Dues	099	G	-	11,000	-	-	28,208	39,208	-	39,208
Totals			\$ 6,580,794	\$ 2,219,945	\$ 167,105	\$ 518,778	\$ 10,375,552	\$ 19,862,174	\$ 12,363,677	\$ 32,225,851

FUND TYPE LEGEND

G - Program Expends General Funds

C - Program Expends Cash Funds

G/C - Program Expends Both General and Cash Funds

An indirect rate of 55.14% is negotiated with EPA and charged to programs against it's direct payroll cost to cover agency administrative expenses.

Chart C - Proposed Budget for Each Federal Grant Program for State Fiscal Year 2014

Grant / Program Title	Grant	Match	Total
Performance Partnership	4,396,340	1,211,604	5,607,944
Clean Water State Revolving Fund	5,307,269	2,230,934	7,538,203
604 B Water Quality Management	117,053		117,053
319 H Non-Point Source	3,314,440		3,314,440
Drinking Water State Revolving Fund	10,182,391	1,513,563	11,695,954
Leaking Underground Storage Tanks	746,939	82,993	829,932
Clean Diesel	435,000		435,000
Section 106 Monitoring	169,500		169,500
Department of Defense	152,300		152,300
PM 2.5 Ambient Air Monitoring	214,077		214,077
Superfund UNL Mead	-		-
Superfund Core	163,569	18,174	181,743
Superfund Management Assistance	133,612		133,612
Superfund Site Assessment	197,000		197,000
Section 128 (a) State Response	547,253		547,253
Totals	\$ 26,076,743	\$ 5,057,268	\$ 31,134,011

Performance Partnership is made up of Water 106, Air 105, Groundwater, RCRA 3011, a part of 319 H program, Underground Injection Control, and Mineral Exploration

319 H Non Point Source Match comes from the Groundwater Management Area Program (Subprogram 035)

A portion of the match for the State Revolving Fund Programs is provided by Revenue Bonds issued by NIFA

An indirect rate of 55.34% is negotiated with EPA and charged to programs against it's direct payroll cost to cover agency administrative expenses.

Chart D - Proposed Budget of State Funds for State Programs for Fiscal Year 2014 Including Aid

Program	Subprogram	Fund Type	Personal Services	Operating Expenses	Travel	Capital Outlay	Consulting /Contracting	Total	Distribution of Aid	Total
Integrated Solid Waste Management	004	C	1,181,576	474,076	37,468	-	30,000	1,723,120		1,723,120
Ag - Livestock	016	G/C	1,417,227	36,325	59,895	-	9,105	1,522,552		1,522,552
Air Construction Permits	020	C	52,212	27,185	500	-	1,306	81,203		81,203
Superfund State Cost Share	023	G/C	-	-	-	-	-	-	252,200	252,200
Litter Reduction	024	C	112,644	44,639	1,898	-	110,000	269,181	1,600,000	1,869,181
Mineral Exploration	029	C	106,710	49,840	16,251	-	1,500	174,301		174,301
Private Onsite Wastewater Cert & Registration	030	C	224,453	95,316	3,375	-	-	323,144		323,144
Emission Inventory - Title V	033	C	1,998,857	792,539	26,875	-	75,000	2,893,271		2,893,271
Chemigation	034	C	4,728	4,111	162	-	27,000	36,001		36,001
Groundwater Management Areas	035	G	43,359	-	150	-	-	43,509		43,509
Remedial Action Plan Monitoring Act	036	C	118,841	45,461	-	-	-	164,302		164,302
Private Onsite Wastewater Permit & Approval	037	C	24,366	8,653	-	-	-	33,019		33,019
Operator Certification	040	C	50,270	23,881	1,650	-	7,700	83,501		83,501
Community Right to Know	041	G	87,458	4,553	4,341	-	1,700	98,052		98,052
Petroleum Release Remedial Action Act	051	C	920,338	474,369	12,982	-	6,389,226	7,796,915	9,175,000	16,971,915
Emergency Response	057	C	170,698	84,754	4,092	-	1,000	260,544		260,544
Engineering Reviews	061	G	239,924	716	778	2,560	-	243,978		243,978
Stormwater Grants	067	G	9,154	-	-	-	-	9,154	1,824,996	1,834,150
Waste Reduction & Recycling	091	C	192,302	91,998	5,201	-	5,000	294,501	2,600,000	2,894,501
Agency Organizational Dues	099	G	-	11,000	-	-	-	11,000	-	11,000
Totals			\$ 6,955,117	\$ 2,269,416	\$ 175,618	\$ 2,560	\$ 6,658,537	\$ 16,061,248	\$ 15,452,196	\$ 31,513,444

FUND TYPE LEGEND

G - Program Expends General Funds

C - Program Expends Cash Funds

G/C - Program Expends Both General and Cash Funds

An indirect rate of 55.34% is negotiated with EPA and charged to programs against its direct payroll cost to cover agency administrative expenses.

CHAPTER 9:

Distribution of Aid

The Department has a number of programs that distribute aid for specific activities. These range from funding for roadside cleanup to providing loans through the State Revolving Fund Loan Programs for construction of wastewater treatment facilities and drinking water systems.

WASTE MANAGEMENT AID PROGRAMS

Following is a summary of funds provided in FY 2013 through the waste grants programs managed in the Waste Planning and Aid Unit.

A. Litter Reduction and Recycling

The Litter Reduction and Recycling Grant Program provides funds to reduce litter, provide education and promote recycling in Nebraska. Funding for the program is an annual fee on manufacturers, wholesalers and retailers who have significant sales in categories of products that would generally be considered to produce litter. Approximately \$2.24 million was received in FY2013.

In FY 2013, 54 Litter Reduction and Recycling grants were awarded, totaling \$1,682,588. The grants were awarded in three categories: Public Education, \$751,559; Cleanup, \$109,937; and Recycling, \$821,092. These grants were awarded to both public and private entities.

B. Waste Reduction and Recycling

The Waste Reduction and Recycling Incentive Grants Program provides grants for various solid waste management activities. Revenues to the fund are provided by proceeds from various fees, including a one dollar fee on each new tire sold in the state, and a retail business fee on tangible personal property sold in the state. In addition, 50% of a fee collected on the disposal of solid waste going to landfills goes to this fund.

In FY2013, 137 projects totaling \$3,588,727 were funded from the Waste Reduction and Recycling Incentive Grants Program.

C. Illegal Dumpsite Cleanup Program

The Illegal Dumpsite Cleanup Program, established in 1997, receives up to five percent of the total revenue from the disposal fee collected in the preceding fiscal year. This program provides funding for political subdivisions to clean up solid waste disposed of along public roadways or ditches. In FY2013, the program provided \$44,840 to 10 recipients.

D. Landfill Disposal Fee Rebate Program

The Landfill Disposal Fee Rebate Program was created as an incentive to political subdivisions to support and encourage the purchasing of products, materials, or supplies that are manufactured or produced from recycled material. Funding for the program is from the Waste Reduction and Recycling Incentive Fund. In FY2013, the program provided \$108,168 to 11 recipients.

Any municipality or county may apply for a rebate if they have a written purchasing policy in effect requiring a preference for purchasing products, materials or supplies which are

manufactured or produced from recycled material. If the policy is approved by NDEQ, the applicant may receive a 10 cent rebate from the \$1.25 per ton disposal fee. Rebates are provided no more than quarterly and no less than annually.

Additional information about these programs can be found in the Planning and Aid portion of Chapter 5.

WATER QUALITY AID PROGRAMS

A. Petroleum Remediation

The Petroleum Remediation program provides aid through the Petroleum Release Remedial Action Fund to assist in paying the cost of cleanup of sites where petroleum has leaked from tanks, generally service stations. Funding to this program is provided mostly by a fee on petroleum sold in Nebraska. Over \$181 million has been disbursed since the program began. The program provided \$5,592,705 to 240 sites for investigation and cleanup in FY2013.

Additional information about this program can be found in the Petroleum Remediation portion of Chapter 6.

B. State Revolving Loan Fund Program

I. Clean Water (Wastewater) State Revolving Loan Fund Program -- Grant and loan programs administered by DEQ related to wastewater facilities, which are funded through the Clean Water State Revolving Fund program, include:

- The **Clean Water State Revolving Loan Fund** provides low interest loans and loan forgiveness to municipalities for construction of wastewater treatment facilities and sanitary sewer collection systems. The sources of funding for this program include federal grants and funds from Nebraska Investment Financial Authority (NIFA) through bond issuance. In FY2013, the CWSRF funded projects totaling \$25,516,744 in loans and \$1,455,578 in loan forgiveness and grant funds.
- **Clean Water Construction Administration Small Community Matching Grants** provide matching grants to eligible communities with populations of 10,000 or less. In FY2013, \$540,494 was allocated for small community grants.
- **Planning Grants** totaling \$100,000 were awarded to five small (under 10,000) communities. These communities were listed on the Project Priority List and used the grants to identify wastewater treatment facility project needs.

II. Drinking Water State Revolving Fund Program -- The Drinking Water State Revolving Fund provides low interest loans and loan forgiveness to owners of public water systems. In FY2013, the program provided financial assistance to public water system projects totaling \$10,381,166, of which disadvantaged communities received \$2,333,733 in forgiveness funding.

Additional information about these programs can be found in the State Revolving Loan Programs portion of Chapter 6.

C. Nonpoint Source Management

The Nonpoint Source Management program provides pass through funding for the prevention and abatement of nonpoint source water pollution and the restoration of watershed resources under Section 319 of the federal Clean Water Act. This funding is provided to units of government, educational institutions, and non-profit organizations, for projects that facilitate implementation of the state Nonpoint Source Management Plan. Funds provided in FY2013 included \$2,658,231 for 18 large projects and \$15,000 for one small project.

Additional information about these programs can be found in the Water Quality Planning portion of Chapter 6.

D. Storm Water Grants

In 2006, the Nebraska Legislature passed LB1226, which established the Storm Water Management Plan Program. This grant program provides funding to cities and counties with storm water permits to implement their local Storm Water Management Plans (SWMPs). In FY2013, nearly \$1.8 million was awarded to communities for implementation of their Storm Water Management Plans. The grant recipients must provide a 20% cash match for any funds received and submit annual reports for the duration of the project.

CHAPTER 10:

Staffing

This chapter consists of an assessment of the department's ability to hire and retain qualified staff with a chart showing turnover by job classification for the last ten years.

Because the department deals with a wide array of complex environmental issues, it is essential to our operations that technically competent people are hired for vacant positions. Without highly trained and experienced staff, the department would not be able to effectively carry out its mission of protecting Nebraska's environment.

Recruiting qualified and experienced employees for the more advanced positions that require extensive education and experience remains a focus. The creation of the Environmental Quality Programs Specialist I, Environmental Quality Programs Specialist II, Groundwater Geologist I and Groundwater Geologist II positions in 2011 continues to help significantly with agency competitiveness in the job market. The department feels very fortunate to have recruited excellent staff in 2012/2013.

Staff retention continues to be an important goal for the agency. Staff turnover impacts continuity in the department's programs and enforcement activities, and causes additional costs for training of replacement staff members. The department strives to foster and maintain an employee-friendly workplace by offering transfer and promotional opportunities for qualified internal applicants. In addition, training and tuition assistance are provided to interested staff.

The department monitors diversity to encourage the receipt of applications from qualified members of protected groups by seeking to recruit members of protected groups.

The chart on the following page shows hiring activity on specific job categories:

Employees Assuming Agency Positions

These figures include new hires, promotions, transfers and classification upgrades for a one-year period. Figures for 2013 are from October 1, 2012 through September 30, 2013.

	2004	2005	2006	2007	2008	2009	2010	2011	2012	2013
Director/Deputy Director/Assistant Director/Division Administrator	1	0	0	0	0	0	0	0	0	0
Section Supervisor, Records Manager, Budget Officer	0	0	0	2	0	4	0	0	0	1
Unit Supervisor	2	1	1	2	0	5	2	0	2	1
Human Resources	1	0	0	0	2	0	1	0	0	0
Federal Aid Administrator, Financial Assurance Coordinator, Accountant	2	2	0	0	0	0	2	1	1	0
Clerical/Accounting Clerk	5	0	4	6	4	9	3	5	0	2
Information Technology/Public Information/Research Analyst	1	1	0	3	2	3	0	1	0	0
Attorney I, II & III	1	3	0	0	0	0	1	0	0	0
Environmental Engineer	2	6	3	5	2	4	0	3	2	2
Compliance Specialist	1	0	0	0	1	0	0	0	0	1
Programs Specialist I & II	2	12	7	12	13	17	8	9	11	10
Geologist, Groundwater I & II	4	1	3	0	4	3	2	0	2	4
Environmental Assistance Coordinator	1	0	0	0	0	0	0	1	1	1
TOTALS	23	26	18	30	29	45	20	20	19	22

CHAPTER 11:

Financial Assurance Requirements

Section 81-1505(21) provides the statutory authority for the Department to develop, and the Council to adopt as regulations, requirements for all applicants to establish proof of financial responsibility. The requirements pertain to all new or renewal permit applicants regulated under the Nebraska Environmental Protection Act, the Integrated Solid Waste Management Act, and the Livestock Waste Management Act, unless a class of permittees is exempted by the Council. The purpose of financial responsibility is for an applicant to provide funds to be used in the event of abandonment, default or other inability of the permittee to comply with terms or conditions of its permit or license. State statutes also identify types of funding mechanisms that applicants can use to meet the requirements.

Following is a table which provides a comprehensive list of existing financial assurance requirements for each permittee. Financial assurance amounts are listed in two categories: the first is the obligated amount, which lists the total amount of financial assurance which must be provided by the time of closure of the facility. Second is the current amount demonstrated, which lists the amount of financial assurance which is currently accrued towards the obligated amount. The table lists the facility location, permit type, initial date financial assurance provided, method or type of financial assurance provided and the guarantor for each permittee.

NDEQ FINANCIAL ASSURANCE

Facility Name	Location	Permit Type	Initial Date	Obligated Amount	Current Amount Demonstrated	Financial Assurance Mechanism	Guarantor
Municipal Solid Waste Disposal Areas (MSWDA), Sanitary Landfills (Sanitary LF)							
Alliance Landfill	Alliance	MSWDA	03/17/94	\$ 3,385,254	\$ 1,554,908	Enterprise Fund	City of Alliance
Beatrice Landfill	Beatrice	Sanitary LF	07/12/00	\$ 174,530	\$ 174,530	Financial Test	City of Beatrice
Beatrice Area SW Agency	Beatrice	MSWDA	07/12/00	\$ 3,947,000	\$ 3,947,000	Financial Test	City of Beatrice
Butler County Landfill	David City	MSWDA	10/03/08	\$ 6,375,027	\$ 3,353,498	Trust Fund	US Bank
Douglas County Landfill	Bennington	MSWDA	03/28/00	\$ 12,145,707	\$ 12,145,707	Surety Bond	Evergreen Ntl. Indemnity Co.
G & P Dev Landfill	Milford	MSWDA	10/03/08	\$ 9,526,996	\$ 2,666,792	Trust Fund	US Bank
Gering Landfill	Gering	MSWDA	02/13/96	\$ 1,440,339	\$ 801,164	Enterprise Fund	City of Gering
L.P. Gill Landfill	Jackson	MSWDA	04/09/96	\$ 5,655,489	\$ 2,546,002	Trust Fund	Security Natl. Bank
Grand Island Landfill	Grand Island	MSWDA	03/31/96	\$ 9,615,320	\$ 9,615,320	Financial Test	City of Grand Island
Hastings Area Landfill	Hastings	MSWDA	03/18/13	\$ 5,296,953	\$ 2,695,675	Enterprise Fund	City of Hastings
Hastings Landfill	Hastings	Sanitary LF	10/01/97	\$ 154,996	\$ 26,137	Faith & Credit	City of Hastings
Holdrege Landfill	Holdrege	MSWDA	07/29/96	\$ 2,995,364	\$ 1,774,489	Enterprise Fund	City of Holdrege
J-Bar-J Landfill	Ogallala	MSWDA	03/28/00	\$ 4,361,348	\$ 4,361,348	Performance Bond	Evergreen Ntl. Indemnity Co.
Kearney Landfill	Kearney	MSWDA	03/31/94	\$ 6,371,774	\$ 2,705,143	Trust Fund	Wells Fargo Bank
Kimball Landfill	Kimball	MSWDA	05/10/96	\$ 1,576,467	\$ 1,170,249	Enterprise Fund	City of Kimball
Lexington Landfill	Lexington	Sanitary LF	07/25/96	\$ 844,951	\$ 250,049	Faith & Credit	City of Lexington
Lexington Area Agency	Lexington	MSWDA	01/19/97	\$ 2,398,929	\$ 1,892,811	Enterprise Fund	Lexington Area SW Agency
Lincoln Bluff Road Landfill	Lincoln	MSWDA	04/01/96	\$ 20,918,900	\$ 20,918,900	Financial Test	City of Lincoln
Loup Central Landfill	Elba	MSWDA	04/09/96	\$ 2,266,662	\$ 792,353	Trust Fund	Citizens Bank & Tr St. Paul
McCook Landfill	McCook	Sanitary LF	03/04/96	\$ 682,170	\$ 90,956	Faith & Credit	City of McCook
Minden Disposal Area	Minden	Sanitary LF	11/18/96	\$ 123,251	\$ 84,318	Faith & Credit	City of Minden
NE Ecology Landfill	Geneva	MSWDA	10/03/08	\$ 2,244,084	\$ 742,857	Trust Fund	US Bank
NNSWC Landfill	Clarkson	MSWDA	04/09/96	\$ 19,260,638	\$ 4,936,072	Enterprise Fund	NNSWC
Pheasant Point Landfill	Bennington	MSWDA	08/01/03	\$ 24,031,713	\$ 24,031,713	Surety Bond	Evergreen Ntl. Indemnity Co.
Sarpy County Landfill	Papillion	MSWDA	03/31/96	\$ 6,872,249	\$ 7,182,126	Enterprise Fund	Sarpy County
Sidney Landfill	Sidney	MSWDA	02/11/97	\$ 2,263,026	\$ 855,280	Enterprise Fund	City of Sidney
SWANN Landfill	Chadron	MSWDA	9/25/97	\$ 1,837,719	\$ 665,406	Enterprise Fund	SWANN
Valentine Landfill	Valentine	MSWDA	04/09/96	\$ 1,690,616	\$ 466,285	Enterprise Fund	City of Valentine
York Landfill	York	Sanitary LF	05/14/96	\$ 75,527	\$ 11,158	Faith & Credit	City of York
York Area SW Landfill	York	MSWDA	05/14/96	\$ 3,402,444	\$ 1,192,062	Enterprise Fund	City of York
*MSWDAs are landfills that are operating under current solid waste management regulations.							
**Sanitary LFs are closed facilities that have post-closure monitoring and maintenance.							
Construction/Demolition Landfills (Const./Demol.)							
Abe's Trash Service C & D	Blair	Const./Demol.	03/30/98	\$ 235,693	\$ 235,693	Escrow Account	Bank of Bennington
Alliance C & D Landfill	Alliance	Const./Demol.	12/02/99	\$ 143,704	\$ 39,861	Enterprise Fund	City of Alliance
Anderson Excavating C & D	Omaha	Const./Demol.	10/19/98	\$ 524,909	\$ 524,909	Surety Bond	Employers Mutual Cas. Co.
Arnold C & D Landfill	Arnold	Const./Demol.	07/24/00	\$ 36,154	\$ 26,092	Enterprise Fund	Village of Arnold
Beatrice Area SW Agency	Beatrice	Const./Demol.	10/15/12	\$ 972,950	\$ 972,950	Financial Test	City of Beatrice

NDEQ FINANCIAL ASSURANCE

Facility Name	Location	Permit Type	Initial Date	Obligated Amount	Current Amount Demonstrated	Financial Assurance Mechanism	Guarantor
Benkelman C & D Landfill	Benkelman	Const./Demol.	10/15/06	\$ 65,163	\$ 12,019	Enterprise Fund	City of Benkelman
Broken Bow C & D Landfill	Broken Bow	Const./Demol.	11/23/07	\$ 106,969	\$ 18,608	Enterprise Fund	City of Broken Bow
Bud's Sanitary Service C & D	Newman Gr.	Const./Demol.	06/01/97	\$ 35,134	\$ 35,134	Letter of Credit	First Natl. Bank Newman Gr
Butler County C & D Landfill	David City	Const./Demol.	06/01/97	\$ 34,974	\$ 34,974	Surety Bond	Evergreen Ntl. Indemnity Co.
Eco-Storage C & D Landfill	Omaha	Const./Demol.	04/01/09	\$ 88,817	\$ 54,179	Trust Agreement	Security Natl. Bank
Franklin C&D Landfill	Franklin	Const./Demol.	11/08/10	\$ 22,553	\$ 5,295	Enterprise Fund	City of Franklin
Gage County C & D Landfill	Beatrice	Const./Demol.	02/23/98	\$ 187,461	\$ 199,399	Letter of Credit	1st Natl. Bank, Beatrice
Hawkins Construction C & D	Omaha	Const./Demol.	01/03/02	\$ 366,149	\$ 366,149	Surety Bond	Hartford Fire Ins. Co.
Holdrege C & D Landfill	Holdrege	Const./Demol.	05/01/09	\$ 295,239	\$ 30,487	Enterprise Fund	City of Holdrege
KGP Services C & D	Norfolk	Const./Demol.	11/06/03	\$ 68,990	\$ 70,588	Escrow Account	Elkhorn Valley Bank & Trust
Kimball C & D Landfill	Kimball	Const./Demol.	04/01/01	\$ 50,572	\$ 50,559	Enterprise Fund	City of Kimball
Lexington C & D Landfill	Lexington	Const./Demol.	09/30/98	\$ 166,622	\$ 143,277	Enterprise Fund	Lexington Area SW Agency
Lincoln North 48th St. C & D	Lincoln	Const./Demol.	04/01/96	\$ 994,300	\$ 994,300	Financial Test	City of Lincoln
Loup Central C & D Landfill #1	Elba	Const./Demol.	1/28/2001	\$ 4,835	\$ 5,875	Trust Fund	Citizens Bank & Tr. St. Paul
Loup Central C & D Landfill #2	Elba	Const./Demol.	1/28/2001	\$ 91,496	\$ 31,144	Trust Fund	Citizens Bank & Tr. St. Paul
L.P. Gill Landfill C & D	Jackson	Const./Demol.	04/09/96	\$ 129,585	\$ 31,445	Trust Fund	Security Natl. Bank
NPPD Gerald Gentleman	Sutherland	Const./Demol.	04/01/95	\$ 239,226	\$ 239,226	Financial Test	NPPD
O'Neill C & D Landfill	O'Neill	Const./Demol.	06/01/01	\$ 74,371	\$ 72,221	Enterprise Fund	City of O'Neill
PAD LLC C & D Landfill	Hastings	Const./Demol.	06/05/02	\$ 163,310	\$ 163,310	Escrow Account	Five Points Bank
Plainview C & D Landfill	Plainview	Const./Demol.	09/26/00	\$ 43,893	\$ 36,443	Enterprise Fund	City of Plainview
Rainwood Hill LLC C & D	Omaha	Const./Demol.	02/10/08	\$ 191,485	\$ 191,485	Surety Bond	International Fidelity Ins. Co.
Schmader C & D Landfill	West Point	Const./Demol.	07/27/12	\$ 133,825	\$ 133,825	Letter of Credit	Charter West Ntl Bank
Sidney C & D Landfill	Sidney	Const./Demol.	11/23/99	\$ 93,775	\$ 41,161	Enterprise Fund	City of Sidney
SW NE Solid Waste Agency	Imperial	Const./Demol.	06/01/01	\$ 137,835	\$ 36,577	Enterprise Fund	City of Imperial
Three Valleys C & D Landfill	Indianola	Const./Demol.	02/24/10	\$ 75,043	\$ 75,043	Letter of Credit	McCook Ntl Bank
York C & D Landfill	York	Const./Demol.	12/01/07	\$ 245,027	\$ 44,144	Enterprise Fund	City of York
Fossil Fuel Combustion Ash (Fossil Fuel), Industrial Waste Landfills (Indus. Waste), Monofill							
Ash Grove Cement Co.	Louisville	Indus. Waste	03/01/03	\$ 4,626,507	\$ 4,626,507	Financial Test	Ash Grove
Clean Harbors Technology	Kimball	Monofill	08/01/95	\$ 3,866,706	\$ 3,866,706	Insurance Policy	Indian Harbors Insurance Co.
Fremont Utilities	Fremont	Fossil Fuel	05/28/96	\$ 368,558	\$ 500,000	Enterprise Fund	City of Fremont
Hastings Utilities	Hastings	Fossil Fuel	2/1/01	\$ 3,440,400	\$ 1,053,058	Enterprise Fund	City of Hastings & PGA
NPPD Gerald Gentleman 4	Sutherland	Fossil Fuel	04/01/95	\$ 1,623,700	\$ 1,623,700	Financial Test	NPPD
NPPD Sheldon Station 3	Sheldon	Fossil Fuel	04/01/95	\$ 142,050	\$ 142,050	Financial Test	NPPD
NPPD Sheldon Station 4	Sheldon	Fossil Fuel	07/01/01	\$ 631,579	\$ 631,579	Financial Test	NPPD
OPPD NE City 1	NE City	Fossil Fuel	04/04/95	\$ 4,294,951	\$ 4,294,951	Financial Test	OPPD
OPPD NE City 2	NE City	Fossil Fuel	06/30/09	\$ 835,099	\$ 835,099	Financial Test	OPPD
OPPD North Omaha	Omaha	Fossil Fuel	04/04/95	\$ 1,805,017	\$ 1,805,017	Financial Test	OPPD
OPPD Fort Calhoun (IW)	Ft. Calhoun	Indus. Waste	04/04/95	\$ 195,090	\$ 195,090	Financial Test	OPPD

NDEQ FINANCIAL ASSURANCE

Facility Name	Location	Permit Type	Initial Date	Obligated Amount	Current Amount Demonstrated	Financial Assurance Mechanism	Guarantor
Platte Generation	Grand Island	Fossil Fuel	08/25/97	\$ 336,545	\$ 336,545	Enterprise Fund	City of Grand Island
Waste Management of NE	Bennington	Indus. Waste	04/01/02	\$ 3,879,832	\$ 3,879,832	Surety Bond	Evergreen Ntl. Indemnity Co.
Transfer Stations, Material Recovery Facilities (Mat. Recovery), Compost Sites, Processing Facility (Processing Fac)							
AltEn LLC	Mead	Compost Site	04/01/07	\$ 188,466	\$ 188,508	Escrow Account	American Ntl Bank
Bud's Sanitary Service	Newman Gr.	Transfer Station	07/08/94	\$ 3,937	\$ 3,937	Letter of Credit	First Natl. Bank, NG
Custer Transfer Station	Broken Bow	Transfer Station	12/23/08	\$ 10,693	\$ 10,693	Letter of Credit	Great Western Bank
Doernemann Const. Co.	Clarkson	Compost Site	12/15/99	\$ 89,551	\$ 89,551	Letter of Credit	Charter West Bank
Edgetown Properties LLC	Madison	Transfer Station	06/27/12	\$ 7,500	\$ 7,500	Escrow Account	Frontier Bank
Fremont CRD, Inc.	Fremont	Transfer Station	07/02/03	\$ 12,627	\$ 12,627	Surety Bond	Capitol Indemnity Corp
King Transfer Station	Walthill	Transfer Station	04/02/96	\$ 1,182	\$ 1,187	Escrow Account	First Natl. Bank, Walthill
Recycling Enterprises of NE, Inc.	Lincoln	Mat. Recovery	08/30/12	\$ 60,390	\$ 60,390	Letter of Credit	CityBank & Trust Co.
River City Recycling	Omaha	Mat. Recovery	01/01/01	\$ 41,176	\$ 45,474	Escrow Account	US Bank Ntl Assoc
Sarpy County	Papillion	Transfer Station	04/17/12	\$ 98,643	\$ 98,643	Surety Bond	Travelers Surety Co. of Am.
Seneca Sanitation	Dubois	Transfer Station	02/01/04	\$ 4,224	\$ 4,224	Letter of Credit	First Natl. Bank, Centralia
Stericycle	Lincoln	Processing Fac	07/01/12	\$ 52,457	\$ 53,000	Surety Bond	Westchester Fire Ins. Co.
Waste Connections of NE	Bridgeport	Transfer Station	08/15/03	\$ 3,956	\$ 3,956	Surety Bond	Evergreen Ntl. Indemnity Co.
Waste Connections of NE	Gering	Transfer Station	08/15/03	\$ 10,076	\$ 14,740	Surety Bond	Evergreen Ntl. Indemnity Co.
Waste Connections of NE	Ord	Transfer Station	07/02/03	\$ 8,387	\$ 8,387	Surety Bond	Capitol Indemnity Corp
Waste Connections of NE	Wahoo	Transfer Station	07/02/03	\$ 7,190	\$ 7,190	Surety Bond	Capitol Indemnity Corp
Waste Connections of NE	Central City	Transfer Station	05/30/13	\$ 9,223	\$ 9,223	Surety Bond	Platte River Ins Co.
RCRA Closure and RCRA Post-Closure (RCRA PC)							
Agrium Advanced Technologies	Fairbury	RCRA PC	07/11/11	\$ 630,697	\$ 630,697	Letter of Credit	The Bank of Nova Scotia
Agromac International	Gering	RCRA PC	12/11/07	\$ 8,152	\$ 8,152	Escrow Account	Platte Valley Ntl. Bank
Behlen Manufacturing Co.	Columbus	RCRA PC	02/29/12	\$ 125,000	\$ 125,000	Financial Test	Behlen Mfg
Bosch Security Systems	Lincoln	RCRA PC	06/02/09	\$ 10,344	\$ 10,344	Letter of Credit	Bank of Montreal
Clean Harbors Technology	Kimball	RCRA Closure	09/16/13	\$ 17,730,233	\$ 17,730,233	Insurance Policy	Indian Harbors Insurance Co.
Douglas County Landfill	Omaha	RCRA PC	03/08/85	\$ 276,548	\$ 1,007,736	Trust Fund	First Natl Bank of Omaha
Eaton Corporation	Omaha	RCRA PC	06/08/09	\$ 4,463,158	\$ 4,463,158	Letter of Credit	JP Morgan/Chase Bank
Safety Kleen	Grand Island	RCRA Closure	10/15/01	\$ 133,436	\$ 133,346	Insurance Policy	Indian Harbors Insurance Co.
Safety Kleen	Omaha	RCRA Closure	10/15/01	\$ 353,532	\$ 353,532	Insurance Policy	Indian Harbors Insurance Co.
Tenneco Automotive Inc.	Cozad	RCRA PC	11/25/85	\$ 76,096	\$ 76,096	Letter of Credit	JP Morgan/Chase Bank
USA Tire Management	Dakota City	RCRA Closure	12/14/07	\$ 15,284	\$ 15,284	Escrow Account	Great Southern Bank
Van Diest Supply Liquid Plant	McCook	RCRA PC	02/16/06	\$ 2,627,776	\$ 2,627,776	Letter of Credit	1st State Bank Webster Cty IA
Underground Injection Control (UIC)							
Crow Butte Resources, Inc.	Crawford	UIC		\$ 39,503,151	\$ 39,503,151	Letter of Credit	Royal Bank of Canada

NDEQ FINANCIAL ASSURANCE

Facility Name	Location	Permit Type	Initial Date	Obligated Amount	Current Amount Demonstrated	Financial Assurance Mechanism	Guarantor
Waste Tire Sites and Haulers							
ABC Tire LLC	Kansas C, KS	Waste Tire	06/24/13	\$ 10,000	\$ 10,000	Surety Bond	Nationwide Mutual Ins.
Butler County Landfill	David City	Waste Tire	05/16/97	\$ 50,000	\$ 50,000	Surety Bond	Travelers Casualty & Surety
Champlin Tire Recycling Inc	Concordia, KS	Waste Tire	10/04/96	\$ 10,000	\$ 10,000	Letter of Credit	United Bank & Trust
David's Tire	Nevada, MO	Waste Tire	10/22/09	\$ 10,000	\$ 10,000	Surety Bond	Ohio Casualty Ins. Co.
D & B Enterprise LLC	Correctville, IA	Waste Tire	11/17/08	\$ 10,000	\$ 10,000	Surety Bond	Great American Ins.Co.
Don's Used Tires	Lincoln	Waste Tire	03/13/03	\$ 5,000	\$ 5,000	Surety Bond	Old Republic Surety Co.
EnTire Recycling Inc	Brock	Waste Tire	04/18/13	\$ 10,000	\$ 10,000	Letter of Credit	Great Western Bank
Gill Hauling Inc.	Jackson	Waste Tire	02/04/09	\$ 10,000	\$ 10,000	Letter of Credit	Dakota County State Bank
Hoke Transport LLC	Gering	Waste Tire	04/04/12	\$ 5,000	\$ 5,000	Surety Bond	Old Republic Surety Co.
J & M Steel	Hastings	Waste Tire	08/27/98	\$ 5,000	\$ 5,000	Letter of Credit	1st Bank & Trust,Clay Center
Kenny Frazier	Edmond, OK	Waste Tire	05/26/04	\$ 5,000	\$ 5,000	Escrow Account	Bank of America, Inc.
Lee Pester	Lincoln	Waste Tire	08/13/12	\$ 5,000	\$ 5,000	Surety Bond	Nationwide Mutual Ins.
Leo Porter	Oshkosh	Waste Tire	02/21/08	\$ 5,000	\$ 5,000	Escrow Account	Nebraska State Bank
Liberty Tire Services of Ohio	Savage, MN	Waste Tire	03/09/09	\$ 10,000	\$ 10,000	Surety Bond	Evergreen Ntl. Indemnity Co.
New Horizons Enterprises LLC	Lincoln	Waste Tire	05/11/12	\$ 5,000	\$ 5,000	Surety Bond	Granite Re, Inc.
Resource Management Co	Brownell, KS	Waste Tire	01/17/06	\$ 10,000	\$ 10,000	Letter of Credit	First State Bank, Ness Cy,KS
River City Recycling	Omaha	Waste Tire	04/05/12	\$ 43,750	\$ 43,750	Letter of Credit	Mutual of Omaha Bank
Russell Brandenburgh	Beaver Crossing	Waste Tire	02/25/13	\$ 10,000	\$ 10,000	Letter of Credit	Citizens State Bank
Tire Cutters	Centralia KS	Waste Tire	05/13/06	\$ 5,000	\$ 5,000	Letter of Credit	1st Natl. Bank, Centralia, KS
Tire Town, Inc.	Leavenworth,KS	Waste Tire	03/07/05	\$ 10,000	\$ 10,000	Letter of Credit	Enterprise Bank & Trust
Winnebago Tribe of Nebraska	Winnebago	Waste Tire	09/15/10	\$ 5,000	\$ 5,000	Letter of Credit	Charter West National Bank