

NEBRASKA DEPARTMENT OF ECONOMIC DEVELOPMENT

NEBRASKA

301 Centennial Mall South
P.O. Box 94666
Lincoln, NE 68509-4666

www.neded.org

2015

LEGISLATIVE ANNUAL REPORT





Table of Contents	2
Director Letter	3
Business Innovation Act (BIA)	4
Nebraska Operational Assistance Act.....	8
Civic and Convention Center Financing Fund	10
Customized Job Training	20
InternNE	24
Site and Building Development Fund	52
Nebraska Affordable Housing Trust Fund	53



Dear Governor Ricketts, Members of the Nebraska Legislature and Fellow Nebraskans:


It is my honor and privilege to present to you the Nebraska Department of Economic Development's 2015 Calendar Year Annual Report.

The Legislature requires annual reports on the following programs:

- The Business Innovation Act, which offers: Prototype grants for product development; the Academic R&D grant program for companies and higher learning institutions collaborating on conducting applied research and development; the Commercialization investment program that helps businesses develop and commercialize new technologies; and SBIR matching grants for businesses that are applying or have already received Phase I/II SBIR/STTR grants from a federal agency.
- The Nebraska Operational Assistance Act helps high-growth businesses with services such as market analysis, executive recruitment, sales and marketing, financial planning, business structure, business plan review, and intellectual property development in order to gain a foothold to attract private equity.
- The Civic and Convention Center Financing Fund is used to construct new civic and recreation centers, or renovate or expand existing civic, community and recreation centers, including converting, rehabilitating or reusing historic buildings. The fund also may be applied to preliminary planning related to the development or rehabilitation of eligible projects.
- Customized Job Training provides employee training assistance to businesses that maintain, expand and diversify the state's economic base and, in the process, create or retain quality jobs for Nebraska residents.
- InternNE connects college students and employers, giving students valuable work experience in potential future careers and helping businesses develop future employees and leaders.
- The Site and Building Development Fund helps provide industrial-ready sites and buildings statewide in an effort to create conditions favorable for industrial expansion and recruitment.
- The Nebraska Affordable Housing Trust Fund helps facilitate the development of safe, affordable housing for Nebraska's citizens.

Our goal continues to be achieving quality measurable goals which not only help Nebraska's economy grow and prosper, but also helps our communities meet their most critical needs.

Sincerely,


Courtney Dentlinger
Director

The 2011 Business Innovation Act (BIA) authorized a suite of grant and investment programs focused on assisting businesses with developing and commercializing new technologies in Nebraska. The main programs include the Prototype grant (for product development), the Commercialization investment program, the Academic R&D grant program for companies conducting applied research and development in conjunction with a Nebraska institute of higher education, and the SBIR matching grant for businesses that are applying for or have received a Phase I/II SBIR/STTR grant from a federal agency. Through these programs, the Business Innovation Act assists high-growth, high-technology companies, small businesses, and microenterprises that create wealth and quality jobs.

Under the BIA, DED provided \$4.8 million in funding for innovation projects during the 2014-2015 fiscal year. For many of the companies that have applied for and received funding for innovation projects, location plays a critical role. Whether it's taking advantage of the proximity to universities, talent, and investors or having more access to markets and industry networks, high tech/high growth companies tend to cluster in metropolitan areas. Thus, a majority of companies that have utilized the innovation funding are based in Lincoln and Omaha. However, working with micro-lending organizations, such as the Center for Rural Affairs Rural Enterprise Assistance Project, many small businesses were able to utilize BIA Microenterprise Assistance Program funding or technical assistance. Twenty-two new microloans totaling \$752 thousand were made in 2014 and 42 microloans totaling \$1.198 million were made in 2015. In addition, 816 clients were provided technical assistance in 2014 and 889 clients received technical assistance in 2015. Many BIA funding recipients have reported that the BIA funding allowed them to move forward with a project, product, or technology they otherwise would not have been able to advance, sped up commercialization, and led to job creation, increased revenue, and additional investment.



Through these programs, the Business Innovation Act assists high-growth, high technology companies, small businesses, and microenterprises that create wealth and quality jobs.

Small Business Innovation Research

7-1-2014 - 6-30-2015			
Award	Company	Award	Location
SBIR Phase 0	Pixobot	\$5,000	Lincoln
SBIR Phase I	Pacific Engineering, Inc.	\$97,387	Roca
SBIR Phase 0	Verde Martin	\$5,000	Omaha
SBIR Phase 0	Midplains Ag Tech	\$5,000	Elgin
SBIR Phase 0	Agricultural Flaming Solutions	\$5,000	Lincoln
SBIR Phase 0	Discovery Collective, Inc.	\$5,000	Omaha
SBIR Phase 0	Midwest Hop Producers, LLC	\$5,000	Plattsmouth
SBIR Phase 0	Nova Greentech, Inc.	\$5,000	Omaha
SBIR Phase 0	Quo Vadis, LLC	\$5,000	North Bend
SBIR Phase 0	Sodhouse Corp.	\$5,000	Lincoln
SBIR Phase 0	ThoughtPuzzle	\$5,000	Omaha
SBIR Phase I	Epicrop Technologies, Inc.	\$65,000	Lincoln
SBIR Phase 0	Rau Enterprises, Inc.	\$5,000	Lincoln
SBIR Phase I	Goldfinch Solutions, LLC	\$64,998	Lincoln
		Applications Received	14
		Applications Funded	14
		Funding Awarded	\$282,385

Academic Research & Development Grant

7-1-2014 - 6-30-2015			
Award	Company	Award	Location
Academic R&D Phase II	Phynd Technologies	\$62,977	Kearney
Academic R&D Phase I	Together+Clinic, LLC	\$50,000	Lincoln
Academic R&D Phase I	Center Ridge Holdings, LLC dba CleanCore	\$100,000	Omaha
Academic R&D Phase I	Sanguine Diagnostics & Therapeutics, Inc.	\$100,000	Omaha
Academic R&D Phase I	Conductix, Inc.	\$28,219	Omaha
Academic R&D Phase II	Benchmark Biolabs	\$50,000	Lincoln
		Applications Received	6
		Applications Funded	6
		Funding Awarded	\$391,385

Prototype Grant

7-1-2014 - 6-30-2015			
Award	Company	Award	Location
Prototype	STEDECA, LLC	\$50,000	Lincoln
Prototype	InjuReplay	\$50,000	Lincoln
Prototype	DigiWidgets, Inc.	\$20,000	Lincoln
Prototype	Mowdo, Inc.	\$50,000	Lincoln
Prototype	Prairie Cloudware	\$50,000	Omaha
Prototype	CardioSys	\$50,000	Omaha
Prototype	Tethon 3D	\$50,000	Omaha
Prototype	Materials & Machine Corp. of America	\$50,000	Lincoln
Prototype	Project DGW, Inc.	\$28,363	Lincoln
Prototype	T&B Innovations	\$40,000	Lincoln
Prototype	Turnstile Cards	\$20,000	Lincoln
Prototype	KPI Ninja, LLC	\$50,000	Grand Island
Prototype	MusicSpoke, Inc.	\$50,000	Lincoln
Prototype	Brehmer Manufacturing	\$50,000	Lyons
Prototype	Seamster, Inc.	\$50,000	Lincoln
Prototype	Beehive Industries	\$50,000	Lincoln
Prototype	Vertical Conveyors, LLC	\$50,000	Omaha
Prototype	PaymentSpring, LLC	\$50,000	Lincoln
Prototype	GoDIT, LLC	\$50,000	Omaha
Prototype	MYTMule, LLC	\$43,400	Lincoln
Prototype	Realbot	\$50,000	Lincoln
Prototype	Zinnia	\$50,000	Omaha
Prototype	Tvrdy8, LLC	\$50,000	Ceresco
Prototype	Enthusiact, LLC	\$50,000	Herman
Applications Received			44
Applications Funded			24
Funding Awarded			\$1,101,763

Value-Added Agriculture Grant

7-1-2014 - 6-30-2015			
Award	Company	Award	Location
VAA Academic R&D	EpiCrop Technologies	\$100,000	Lincoln
VAA Academic R&D	Pellet Technology USA, LLC	\$133,736	Gretna
VAA Prototype	PolyTech, LLC	\$50,000	Friend
VAA Academic R&D	Vajra Instruments, Inc.	\$70,123	Lincoln
VAA Prototype	GoDIT	\$50,000	Omaha
VAA Academic R&D	FDMR, Inc.	\$200,000	Omaha
VAA Prototype	Staticlabs, LLC	\$50,000	Lincoln
VAA Academic R&D	Blue Prairie Brands, LLC	\$65,200	Scottsbluff
VAA Academic R&D	NCT, LLC	\$100,000	Waverly
VAA Prototype	Midwest Hop Yard Supplies	\$50,000	Lincoln
VAA Commercialization	FDMR, Inc.	\$150,000	Omaha
VAA Academic R&D	Tusara Solutions, LLC	\$100,000	Lincoln
VAA Prototype	Intellifarm, LLC	\$50,000	Lincoln
VAA Academic R&D	AnnGroUSA, LLC	\$100,000	Lincoln
VAA Academic R&D	Nova Microbial Technologies, LLC	\$48,738	Omaha
		Total # of Projects Approved for Value Added Ag Designation	14
		Funding Awarded	\$1,317,797

Commercialization Investment

7-1-2014 - 6-30-2015			
Award	Company	Award	Location
Commercialization	ProTransit Nanotherapy, LLC	\$100,000	Omaha
Commercialization	Travefy, Inc.	\$250,000	Lincoln
Commercialization	Ecomitize, LLC	\$68,000	North Platte
Commercialization	Prairie Cloudware	\$500,000	Omaha
Commercialization	CardioSys, Inc.	\$50,000	Omaha
Commercialization	Capstone Technologies	\$250,000	Lincoln
Commercialization	Simple Insurance	\$500,000	Omaha
		Applications Received	22
		Funding Funding	7
		Funding Awarded	\$1,718,000

NEBRASKA OPERATIONAL ASSISTANCE ACT

The Nebraska Operational Assistance Act requires DED to develop a program to assist potential high-growth businesses to establish a foundation sufficient for the attraction of private equity. This assistance includes:

- market analysis
- executive recruitment
- sales and marketing
- financial planning
- business structure
- business plan review
- intellectual property development

The program, provided under the Act, also may include:

- cooperating with other service entities to facilitate the effectiveness of the overall program;
- developing a state-wide system to facilitate venture capital investing;
- identifying potential investors and providing those investors with information about investment opportunities in Nebraska;
- developing a clearinghouse and access point for information about venture capital investment opportunities in Nebraska;
- serving as the central organization and establishing a means of delivering appropriate education and training programs for potential investors in business enterprises; and
- helping form intrastate or industry-specific venture capital networks.

Invest Nebraska Corporation, a non-profit 501(c)(3) public-private venture development organization, was selected by DED to develop the program under the Act. The organization advises and invests in early stage businesses across the state. Invest Nebraska is governed by an eight-member volunteer board of directors whose experience includes: university research and commercialization, venture capital, accounting, investment portfolio management, angel investing, private equity, early-stage entrepreneurial development, patent law, transaction law, and banking. The organization is led by an entrepreneur with significant venture capital experience.

Since 2009, Invest Nebraska has provided financial assistance totaling over \$9.67 million to start-up businesses in Nebraska in the form of low-interest loans, convertible debt, and equity.


Since 2009, Invest Nebraska has provided financial assistance totaling over \$9.67 million to start-up businesses in Nebraska in the form of low-interest loans, convertible debt, and equity. As of 12/31/15, these businesses received a total of \$25.67 million of co-invested capital along with the Invest Nebraska financial assistance. These companies also received \$37.7 million in subsequent follow-on capital for the period 2009 through 2015.

During calendar year 2015, Invest Nebraska:

- reviewed 43 business plans
- engaged 96 entrepreneurs to discuss ideas and/or businesses
- listened to 64 pitches and provided follow-up feedback
- conducted follow-up with 27 companies for possible financial assistance

Invest Nebraska also engaged 57 individual Nebraska angel investors residing outside of the Omaha/Lincoln area, 65 individual Nebraska angel investors residing in the Omaha/Lincoln area and 15 institutional investors representing private equity, venture capitalists, and mezzanine financiers. Developing these relationships helps move Nebraska toward developing a comprehensive network of angel and institutional capital investing in start-ups and businesses.

Invest Nebraska also maintains an online clearinghouse and access point for information



Lincoln Plating Company

about angel investment opportunities in Nebraska. Gust (formerly known as Angelsoft) provides the global platform for the sourcing and management of early-stage investments. The platform is endorsed by the Angel Capital Association, the World Business Angels Association, and the National Angel Capital Organization.

Potential or interested accredited angel investors contact Invest Nebraska for access to the clearinghouse. The investors are e-invited to be members of a "deal room." Individuals receive an email from Invest Nebraska granting them access. In the deal room, interested angels can review material provided by the company, information completed by Invest Nebraska, and possible comments about the deal. If the angel requires additional information regarding the company, they then can contact Invest Nebraska, or the owner of the company.

CIVIC AND CONVENTION CENTER FINANCING FUND

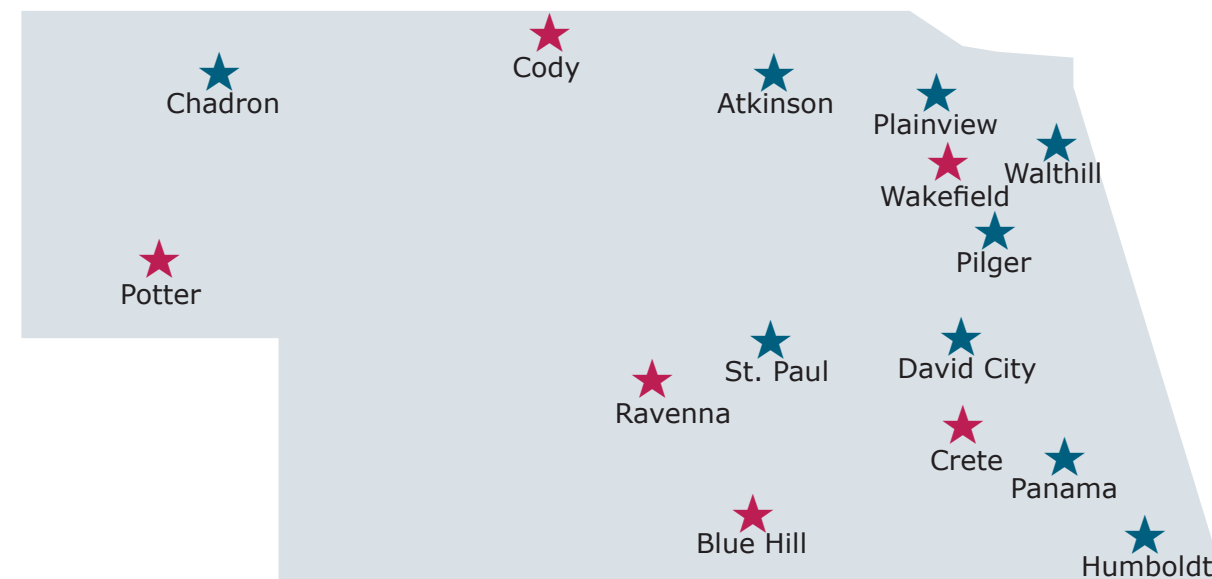
Because civic centers, community centers and recreation centers serve to enrich the lives of citizens, intellectually, culturally, socially, spiritually and physically, the State Legislature created the Civic and Community Center Financing Fund Act with the purpose of supporting their development to foster maintenance and growth of communities throughout Nebraska.

The fund can be used to construct new civic and recreation centers, or renovate or expand existing civic, community and recreation centers, including converting, rehabilitating or reusing historic buildings. The fund also may be applied to preliminary planning related to the development or rehabilitation of eligible projects.

In 2015 there were 34 applicants under the Civic and Community Center Financing Fund (CCCCF) pre-application cycle, and 30 were invited to submit a full application. One community rescinded its application due to a delay with the project. An appropriation of \$2.065 million was issued and available as state aid. A total of \$2,029,420 was awarded to municipalities—\$1,974,220 for nine capital construction projects and \$55,200 for six planning projects allowed under the Act.

All full applications are reviewed competitively based on criteria outlined in Neb. Rev. State Statute §13-2707 and 13-2707.01 and Title 90 NAC Rules and Regulations. With the exception of project location, ownership, and operation, each review criterion is awarded a score of up to 10 points (60 point maximum). Applications are scored by each committee member and after discussion, assigned a combined aggregate score and ranked from highest to lowest.

Cities Awarded CCCFF Funds



- ★ Funds received for projects related to the construction, renovation and development of civic, cultural and convention centers
- ★ Funds received for planning projects

Appropriation and Transfers in Activity

CCCCF Fiscal Year Appropriation FY 7/1/2014 – 6/30/2015	Budgeted Amount
Amount carried forward from FY 2013 – 2014	\$3,066,405
New appropriation FY 2014 – 2015	\$617,500
Total CCCFF appropriation for FY 2014 – 2015	\$4,066,005
Amount of sales tax revenue generated for the fund ¹	\$2,529,528
Interest earned	\$57,261

¹ Amount of sales tax revenue generated for the fund pursuant to subsection (4) of §13-2610 and subsection (9) of §13-3108; more commonly referred to as “transfers in.”

Administrative Activity

Budgeted amount for CCCFF Administration	
Total budgeted FY 2013 – 2014	\$23,695
New appropriation FY 2014 – 2015	\$35,000
New appropriation FY 2015 – 2016	\$35,586
Budgeted amount for CCCFF grants (aid) FY 2015 – 2016	
Total budgeted	\$4,927,281
	\$4,962,867

FY 2015 – 2016 Applications

Total amount of grants (aid) applied for under the Act FY 2013 – 2014	\$8,415,844
Pre-application cycle non-award	\$378,750
Full application cycle non-award	\$7,554,474
Total amount of awarded grants (aid) committed/under contract	\$2,029,420
Total amount of unawarded aid to be carried forward in FY 2016 – 2017	\$35,480

Project funding came from the 2015 fund appropriation, of which \$35,480 has yet to be awarded. Projects were awarded based on a combined score; the highest scoring applications received funding until the amount of requested funds exceeded available balance. The next three highest scoring applications had requested \$375,000.

A municipality receiving a grant from the Fund must own the civic, cultural, or convention center for which grant assistance is sought. The grant amount can be up to fifty percent of the cost of construction, renovation, or expansion of the center. The maximum available grant amount is determined by the population size of a municipality and the balance of the fund.

The Department plans the timing of award cycles to coincide with anticipated sufficient funds available for award and the construction season. The Department plans to hold an award cycle annually if the fund balance less unpaid funds to committed projects and upcoming fund transfers out is a sufficient enough amount to do so.

Awarded Projects

All awarded and approved projects were based on receiving higher scores when compared to non-selected applicants, under the selection criteria as described in Neb. Rev. Statute 13-2707 and detailed in Title 90 Rules



Ashland Community Resource Center

and Regulations and Application Guidelines. These awards left \$35,480 remaining in the fund. Below is summary information provided in each application:

The City of Atkinson was awarded \$35,170 to complete updates to the Atkinson Community Center, including audio and visual equipment, energy efficient lighting and paint. Originally constructed in 1994, the facility was identified as a "true staple" in the community's comprehensive plan, serving as an event space and attracting as many as 400-500 people from outside the community to multiple annual events. Matching funds are being provided by the city and via fundraising efforts. The application scored well in the areas of readiness and local public support and project planning.

The City of Blue Hill was awarded \$10,000 for a planning study to develop a pool and recreation master plan. The existing pool located along the highway is not ADA compliant and has safety concerns related to walkability. The plan will address proposed modifications to the surrounding area, creating a cohesive recreational space along with determining an appropriate location for a new pool to be constructed on the site of or near the existing

municipal pool. Matching funds are being provided by the City (general and park accounts). The application scored well in all areas of review, in particular project planning, financial support, readiness and local public support.

The City of Chadron received \$375,000 for the upgrade of an existing pool as part of development of the Chadron Area Aquatic and Wellness Facility. The project is a result of several surveys and assessments, and is to be developed in partnership with the local hospital, college

and public school system. The completed project will enclose the existing pool and feature other amenities, including zero-depth entry, a water slide, walking track, therapy pool and meeting areas. The project was denied in 2014 based on project readiness. Construction was scheduled to begin in August 2015 and slated for completion in January 2017. Matching funds are being provided by the Kiewit Foundation, Dawes County Travel Board, and fundraising including use of the CDAA program and a half-cent sales tax increase. The application scored highly in the areas of project planning, financial support, project readiness and local public support.

The Village of Cody was awarded \$10,000 for a planning study to develop a recreation center. No such facility is currently located within any surrounding communities and residents must travel more than 40 miles to access a health club. The recreation center would also function as a community gathering place and center for youth and adult activities. Matching funds are being provided by Village funds, in-kind contributions, Cowboy GRIT, and the village is seeking additional grant funding. The application scored highly in the area of project readiness and local public support.

The City of Crete was awarded \$10,000 to complete a community and convention center feasibility study. Currently the Senior Center serves as a place of assembly, however it can only accommodate 50-75 persons. The only other local option, the Saline County Center, is unsuitable for more formal events as it has unfinished walls. The facility will be located within a targeted redevelopment corridor and involve repurposing existing structures. Matching funds are being provided by city funds. The application scored well in the areas of retention impact, readiness and local public support.

The City of David City was awarded \$60,000 to upgrade and remodel the historic David City Municipal Auditorium. A WPA Project built in 1941-1943, the auditorium is the only facility in Butler County large enough to accommodate community, cultural and social events. The project includes the installation of ADA accessible parking, painting and lighting improvements, and remodeling the facility's restrooms, including upgrades to fixtures, flooring, paint and ADA accessibility. Matching funds are being provided by the City and other local sources (93% cash-general fund, 1.5% sales tax, and in-kind city staff). The application scored well in the areas of visitor impact and financial support.

The City of Humboldt was awarded \$375,000 for the historic Humboldt Auditorium. The project includes multiple phases of restoration and renovation of the historic building to serve modern needs. Originally constructed in 1941 as a part of the WPA Program, the building closed due to ADA accessibility concerns. The first phase of the project involves the addition of fire exits, new restrooms and ADA accessibility improvements including the installation of an elevator. The restoration is part of a larger effort to revitalize the downtown square where the historic concrete auditorium stands. Matching funds are being provided by public monies, local private and civic contributions and additional grant and funding opportunities are being sought. The application scored well in the areas of visitor impact, readiness, local public support and project planning.

The Village of Panama was awarded \$74,050 for construction of the Panama Community Center. Located in downtown Panama, the new 2,560 square-foot building is the first of its kind in the community and located adjacent to the new library, the post office and village offices. Significant work was completed by local volunteers, and the facility includes a warming kitchen and ADA-compliant restrooms. Some of the fixtures were repurposed from Lincoln's Pershing Auditorium, including restroom and kitchen items. A number of local social and special interest clubs will call the new community center home. Matching funds are being provided by community foundation fundraising, in-kind labor, and a loan financed through a local bank. The application scored well in the areas of readiness, local public support and financial support.

The Village of Pilger was awarded \$250,000 to develop a new multi-purpose community center to replace many facilities lost during a 2014 tornado. The new facility will include a large event space, computer and media room, kitchen, conference room, senior center, exercise facility, and ADA compliant restrooms that will double as safe rooms. In addition, Pilger plans to offer educational programming for area youth and adults. The project is being developed through multiple public-private partnerships. Matching funds are being provided by village funds and private company donations, including major donors via the Community Action Council. The application scored well in the areas of retention impact and project planning.

"The CCCFF grant is like an injection of hope. The grant allows projects that would otherwise be almost impossible to achieve have a chance."

Michael Holton, Plainview Administrator

The City of Plainview was awarded \$375,000 for the Plainview Public Library. The new 7,000 square foot library will replace the 1916 Carnegie library that is not ADA accessible and does not provide adequate space for programming and technology. The new library will also function as a civic center with a dividable multipurpose room. Other features include a dedicated children's area, kitchen, reading room, gallery and coffee bar, and computer lab. Project budget includes federal and multiple state programs, as well as local contributions, local tax bond and private foundation grants. The application scored well in the areas of readiness, local public support and project planning.

The Village of Potter was awarded \$10,000 to complete a planning study for a community recreation center, including reuse and/or sale of existing buildings currently functioning as the senior center, youth center and the Legion Hall to provide an economical/practical multi-purpose facility. The study will also consider the extent of multi-functionality of the community recreation center. Matching funds are being provided by the village. The application scored well in the areas of readiness, local public support and financial support.

The City of Ravenna was awarded \$5,200 to complete a feasibility and conceptual study for the Ravenna Public Library. The study will analyze and determine options for renovating the existing Carnegie library built in 1918, or constructing a new facility at a nearby vacant lot. Plans will also address potential repurpose and reuse of the historic building as it is considered an important feature of the community. Matching funds are being provided by the city. The application scored well in the areas of project planning and financial support.

The City of St. Paul was awarded \$375,000 for phase one construction of the St. Paul Area Community and Recreation Center. The new 13,596 square foot community center will be located at the east edge of downtown and include a large room that can be converted to two separate multipurpose rooms, a conference room, two offices, a full kitchen, mechanical room, covered canopy, vestibule, lobby, ADA compliant restrooms and a storage area. The project is forecasted as a catalyst for further development of the downtown area. Phase two involves construction of the \$1.8 million recreation center for which the City has purchased hardwood flooring from the Pershing Auditorium auction. Matching funds for phase one are being provided by private donations,



Lexington Fieldhouse

2015 CCCFF Selected Full Applications**				
Municipality	Project	Grant Amount	Other Funds*	Total Project Budget**
Chadron	Chadron Area Aquatic and Wellness Facility	\$375,000	\$375,000	\$5,989,810
Humboldt	Humboldt Auditorium	\$375,000	\$1,970,000	\$2,500,000
Plainview	Plainview Public Library	\$375,000	\$917,100	\$1,292,100
St. Paul	St. Paul Area Community Center	\$375,000	\$1,970,000	\$2,345,000
Pilger	Pilger Community Center	\$250,000	\$1,400,000	\$1,775,000
Panama	Panama Community Center	\$74,050	\$79,050	\$153,100
David City	David City Municipal Auditorium	\$60,000	\$60,000	\$120,000
Walthill	Library Project	\$55,000	\$292,010	\$347,110
Atkinson	Atkinson Community Center	\$35,170	\$35,170	\$70,340
Blue Hill	Planning – Pool and Recreation Center	\$10,000	\$10,000	\$20,000
Cody	Planning – Recreation Center	\$10,000	\$10,000	\$20,000
Crete	Planning – Conference and Convention Center	\$10,000	\$10,000	\$20,000
Potter	Planning – Community and Recreation Center	\$10,000	\$10,000	\$20,000
Wakefield	Planning – Community Center	\$10,000	\$10,000	\$20,000
Ravenna	Planning – Public Library	\$5,200	\$5,200	\$10,400
Total		\$2,029,420	\$10,788,340	\$12,817,760

*Other funds and total budget are estimated values as provided in Part II Budget of the Full Application.

**The actual budget amounts are delivered at project compliance and/or closeout.

Howard County Community Foundation, St. Paul Development Corp and a USDA-RD loan. The application scored well in the areas of financial support, readiness, local public support and new resident impact.

The City of Wakefield was awarded \$10,000 for a community center feasibility study. As the population center of the county and home to a number of active civic groups, currently no such facility exists within the city. In addition, the facility is expected to complement the community's outdoor annual events, such as the Hot Air Balloon Festival and a number of baseball tournaments. Matching funds are being provided by the city. The application scored well in the areas of project planning and financial support.

The City of Walthill was awarded \$55,000 to convert its old fire station into a public library, relocating the existing facility away from a local tavern and across from the park. The new location will allow for expanded hours and additional space for popular programming, as

well as a separate meeting space and kitchen area. The renovated facility will more than double space of the existing library. Matching funds are being provided by private businesses and foundation donations, volunteer project labor and a CDBG Public Works grant. The application scored well in the areas of financial support and project planning.

Non-Select

The following is a summary of the full applications that were not recommended for award and the reason for non-selection. Details about matching funds were provided where available. In general, many of the selected projects have attractions and amenities that the review committee determined are more likely to have a larger impact in the review criteria.

The City of Bennington requested \$375,000 for expansion and renovations of the public library. Matching funds were identified as coming from local community foundations and contributors in the amount of \$699,476.

The activities to be funded were the first two phases of a three phase project, generally involving renovation of library space, exterior renovations and site improvements. The application was not selected because, compared to the awarded projects, the project application did not score as high in the areas of retention impact, new resident impact and visitor impact.

The City of Broken Bow requested \$375,000 in grant funding to expand and renovate the public library and provided \$659,544 in matching funds. The matching funds were from the city and a library foundation campaign. The project scored well in the area of readiness, local public support and project planning. However, the application was not selected because, compared to the awarded projects, the library project application did not score as high in the areas of retention impact, new resident impact and financial support.

The City of Genoa applied for the development of the Genoa Indoor Sports and Recreation Center. The application requested \$167,500 in grant funding and provided \$221,836 in matching funds. The matching funds were from cash donations and in-kind contributions of labor and/or materials. Genoa scored well in the area of financial support, readiness and local public support. However, compared to the awarded projects, the sports and recreation center project application did not score as high in the areas of retention impact, new resident impact and visitor impact.

The City of Grand Island applied for the Island Oasis Water Park project. The application requested \$800,000 in grant funding and provided \$800,000 in matching funds. The matching funds were from the city's 2015-2016 operating budget. Grand Island scored well in the areas of visitor impact and financial support. However, compared to the awarded projects, the Island Oasis Water Park project application did not score as high in the areas of retention impact, new resident impact, readiness and local public support.

The City of Kearney applied for the development of a ten field softball/baseball complex. The application requested \$750,000

in grant funding and provided \$6.75 million in matching funds. The matching funds were from a city bond and funds from the restaurant and drinking place occupation tax. Kearney scored well in the areas of readiness, local public support and project planning. However, compared to the awarded projects, the softball/baseball complex project application did not score as high in the areas of retention impact and new resident impact.

The Village of Milligan applied for the construction of a new public library. The application requested \$70,000 in grant funding and identified \$134,182 matching in-kind funds and cash donations. Compared to the awarded projects, the application did not score as high in the areas of new resident impact, visitor impact, readiness, local public support and project planning. A primary reason the application was not selected was because it was not as clear about project details compared with other reviewed applications. The submitted project budget also was incomplete. Furthermore, many of the selected projects performed and described either technical and feasibility studies and/or informal planning meetings involving public participation and involvement in the planning process. Such activities have shown to provide a positive impact on overall project readiness and public support. Milligan scored well in retention impact.

The City of Norfolk applied to expand and renovate its existing public library. The application requested \$750,000 in grant funding and provided \$7.66 million in matching funds from money raised through the library foundation and an additional sales tax (collection began April 2015). Norfolk scored well in the area of project planning. However, compared to awarded projects, the library project application did not score as high in the areas of retention impact, visitor impact, readiness and local public support. Many selected projects were set to begin construction in 2015-2016. Hence due to construction beginning in 2017, the community was encouraged to apply closer to the start of construction.

The City of Ord applied for construction of the new Ord Aquatic Center project. The application requested \$375,000 in grant funding and provided \$2,127,250 in matching funds from private foundations, donations and the city's general fund. Ord scored well in the areas of readiness and local public support. However, compared to the awarded projects, the aquatic center project application did not score as high in the areas of retention impact, new resident impact and visitor impact.

The City of Papillion applied for the renovation and expansion of the Sump Memorial Library. The application requested \$326,554 in grant funding and provided \$326,554 in matching funds from the city's 2015-2016 fiscal budget. Papillion scored well in the area of financial support. However, compared to the awarded projects, the library project application did not score as high in the areas of retention impact, new resident impact, readiness, local public support and project planning. Many of the selected projects have completed feasibility studies and/or architectural/engineering work and have attractions and amenities that the review committee determined are more likely to have a larger impact in the review criteria.

The City of Randolph applied to expand its golf course clubhouse into a community center. The application requested \$60,000 in grant funding and provided \$90,000 in matching funds from community labor and vendor cash rebates. Randolph scored well in the areas of readiness and local public support. However, compared to the awarded projects, the community golf course project application did not score as high in the areas of retention impact, new resident impact, visitor impact and project planning. Many of the selected projects had completed feasibility studies and/or architectural/engineering work and have attractions and amenities that the review committee determined are more likely to have a larger impact in the review criteria.

The City of Scottsbluff applied for a downtown plaza project involving the redevelopment of the farmers market site as a community gathering area. The application requested \$600,000 in grant funding and

provided \$1 million in matching funds from in-kind contributions, private foundations and the city. Scottsbluff scored well in the area of project planning. However, compared to the awarded projects, the downtown plaza project application did not score as high in the areas of retention impact, new resident impact and financial support. Many of the selected projects have finances immediately available to begin and complete construction and have attractions and amenities that the review committee determined are more likely to have a larger impact in the review criteria.

The City of Scribner applied for the Furstenau Civic Center/Library Building project. The application requested \$375,000 in grant funding and provided \$631,327 in matching funds from the city and Furstenau Trust Fund. Scribner scored well in the areas of readiness and local public support. However, compared to the awarded projects, the Furstenau Civic Center/Library Building project application did not score as high in the areas of retention impact, new resident impact, visitor impact and financial support. Many of the selected projects have finances immediately available to begin and complete construction and have attractions and amenities that the review committee determined are more likely to have a larger impact in the review criteria.

The City of Seward applied for the Civic Center North Building project, involving the development of a civic center complex. The application requested \$167,500 in grant funding and provided \$167,500 in matching funds from fundraising, the city (including LB840) and the Langworthy Trust. The proposed project activities outlined in the application included acquisition of the building to be used as a civic center, however, a requirement of the program is that the municipality owns the facility for which the grant is being applied. It was previously discussed with Mr. Charles Lieske that these activities were outside the purposes of the program as statutorily identified thus the project as presented was ineligible. Seward scored well in the area of visitor impact and financial support for the overall project.

The City of Wisner applied for the Wisner Auditorium project, involving improvements/

2016 Non-Select Full Applications				
Municipality	Project	Grant Amount	Other Funds	Total Budget
Bennington	Bennington Public Library	\$375,000	\$699,476	\$1,074,476
Broken Bow	Broken Bow Public Library	\$375,000	\$659,544	\$1,034,544
Genoa	Indoor Sports and Recreation Center	\$126,000	\$221,836	\$347,836
Grand Island	Island Oasis Water Park	\$800,000	\$800,000	\$1,600,000
Kearney	Softball/Baseball Complex	\$750,000	\$6,750,000	\$7,500,000
Milligan	Milligan Public Library	\$70,000	\$134,182	\$204,182
Norfolk	Norfolk Public Library	\$750,000	\$7,655,000	\$8,405,000
Ord	Ord Aquatic Center	\$375,000	\$2,127,250	\$2,502,250
Papillion	Sump Memorial Library	\$326,554	\$326,554	\$653,108
Randolph	Randolph Community Golf Course Clubhouse/ Community Center	\$60,000	\$90,000	\$150,000
Scottsbluff	Downtown Plaza	\$600,000	\$1,000,000	\$1,600,000
Scribner	Furstenau Civic Center/Library Building	\$375,000	\$631,327	\$1,846,471
Seward	Civic Center North Building	\$167,500	\$167,500	\$335,000
Wisner	Wisner City Auditorium	\$375,000	\$688,109	\$1,000,000
Total		\$5,525,054	\$21,950,778	\$28,252,867

upgrades to the existing facility. The application requested \$375,000 in grant funding and provided \$688,109 in matching funds from local donations and fundraising (including use of the CDAA program), and private foundations. Wisner scored well in the areas of readiness and local public support. However, compared to the awarded projects, the city auditorium project application did not score as high in the areas of retention impact, new resident impact and visitor impact.

Non-Select Preliminary Applications

The following is a summary of the preliminary applications that were not invited to submit a full application and the reason for non-selection. Details about matching funds were provided where available. Four communities were issued notice of non-selection letters. Seward was invited to submit an application with the understanding that the acquisition of its building must be in place and that funds were not to be used for such expenses.

The Village of Oxford's preliminary application for a park and recreation center planning project requested \$10,000 in funding

with \$5,000 in matching funds from the Village's general and park funds and in-kind support. It was not selected to complete a full application because the review committee determined the project was too broad in scope and needed a more defined focus to develop an effective recreation master plan. Furthermore, the application narrative did not address the selection criteria as well as other evaluated planning project applications and the program requires that CCCFF grant assistance be matched at least equally from local sources.

The City of Bridgeport applied for the Prairie Winds Community Center project. The preliminary application requested \$68,750 in funding and included no information regarding matching funds. The Prairie Winds Community Center project involves the installation of swimming lanes in place of an underused racquetball area. The project was not selected to complete a full application because the purpose of the fund is to provide assistance grants for new construction, or renovation or expansion of existing facilities. This proposed project involved the purchase and installation of specialized equipment. In addition, the review committee was unable to determine

community support for the project based on the provided narrative. Compared to other applicants, the project did not provide adequate information related to the criteria set forth in the application guidelines.

The City of Madison's preliminary application for the Madison City Auditorium Project requested \$300,000 to expand the existing facility. No information regarding source or amount of matching funds was included. The project was not selected to complete a full application because the review committee was unable to determine how the expansion of the existing auditorium as described in the application would significantly address the scoring criteria. Furthermore, in comparison to other applicants, the project did not provide adequate information related to the criteria set forth in the application guidelines; specifically, the review committee was unable to identify public support, or demonstrated planning efforts for such project.

The City of Seward applied for grant assistance for the Civic Center North Building Project. The preliminary application requested up to \$250,000 in funding and identified matching funds from the Langworthy Trust. A significant portion of the funds requested were earmarked for property acquisition. The project was not selected to complete a full application because the proposed project activities outlined in the preliminary application included activities outside the purpose of the program as identified in state statute thus making the project ineligible. Seward was originally issued a letter of non-select based on the preliminary application indicating funds were to be used for acquisition. However, based on phone conversations in mid-May 2015, the application preparer was invited to submit a full application with the understanding that acquisition is not eligible, nor should the fund pay for city offices.

2016 Non-Select Preliminary Applications				
Municipality	Project	Grant Amount	Other Funds	Total Budget
Bridgeport	Prairie Winds Community Center	\$68,750	n/a	\$137,500
Madison	Madison City Auditorium	\$300,000	n/a	\$608,000
Oxford	Planning – Oxford Park & Recreation Center	\$10,000	\$5,000	\$15,000
Total		\$378,7450	--	\$760,500

CUSTOMIZED JOB TRAINING

Customized Job Training provides employee training assistance to businesses that maintain, expand and diversify the state's economic base and, in the process, create or retain quality jobs for Nebraska residents.

Program priorities are:

1. Projects that result in increased investment and employment where training assistance is a significant incentive for them to be undertaken in Nebraska rather than in another state.
2. Projects that result in increased investment and employment, but no incentive is involved.
3. Projects that involve retraining existing workers to upgrade their skills as a result of new investment.

Businesses have one to three years to hire new and complete training of new or existing employees. Once the training is over, companies must maintain the baseline submitted in their applications plus all new jobs funded through Customized Job Training for two years.

In 2015, the Customized Job Training program resulted in 35 total active job training projects, of which 15 were newly awarded, and exceeded \$3.6 million. As of June 2016, DED has \$7.8 million committed to future job growth in Nebraska.

Summary of Job Training Fund Projected Expenditures as of June 2016	
Current Job Training Funds Available (Total)	\$13,035,385
Remaining Balance of Projects Under Contract	(\$1,819,398)
Project Commitments	(\$7,896,000)
InternNE Fund	(\$733,029)
InternNE Obligations FY2017	(\$1,500,000)
Labor Availability Studies	(\$250,000)
Expendable Training Funds Available	\$836,958



Job Training

Contract Number	Award	Expenditures to Date	New Employees Trained	Existing Employees Trained	Training Institutions	Training Period Start Date	Training Period End Date	Anticipated Completion
12-01-222	\$45,000	\$16,999	18	0	In-House Training	4/19/2012	12/19/2014	2014
12-01-243	\$60,000	\$44,532	30	0	In-House Training	5/9/2012	5/9/2015	2015
12-01-261	\$18,000	\$18,000	12	0	In-House Training	6/7/2012	6/7/2015	2015
13-01-127	\$36,500	\$36,500	18	1	In-House Training	2/1/2013	2/1/2015	2015
13-01-133	\$29,500	\$27,598	14	3	In-House Training	2/8/2013	2/8/2014	2014
13-01-252	\$36,000	\$24,000	9	0	In-House Training	5/23/2013	11/23/2015	2015
13-01-267	\$332,000	\$332,000	83	0	In-House Training	8/29/2012	8/29/2015	2015
14-01-002	\$100,000	\$100,000	25	0	In-House Training	7/1/2013	7/1/2015	2015
14-01-013	\$500,000	\$500,000	250	0	In-House Training	7/26/2013	7/26/2014	2014
14-01-014	\$30,000	\$30,000	15	0	In-House Training	8/1/2013	8/1/2014	2014
14-01-015	\$407,500	\$407,500	163	0	In-House Training	8/2/2013	8/2/2015	2015
14-01-029	\$24,000	\$15,000	8	0	In-House Training	8/30/2013	8/30/2016	2016
14-01-164	\$200,000	\$200,000	0	200	In-House Training	3/21/2014	3/21/2015	2015
14-01-170	\$120,000	\$0	30	0	In-House Training	4/4/2014	4/4/2017	2017
15-01-090	\$40,000	\$40,000	20	0	In-House Training	8/1/2014	8/1/2015	2015
15-01-091	\$471,000	\$471,000	157	0	In-House Training	8/18/2014	8/18/2015	2015
15-01-092	\$210,000	\$210,000	60	0	In-House Training	8/18/2014	2/18/2016	2016
15-01-093	\$124,000	\$123,985	31	0	In-House Training	9/17/2014	9/17/2015	2015

Job Training (continued)

Contract Number	Award	Expenditures to Date	New Employees Trained	Existing Employees Trained	Training Institutions	Training Period Start Date	Training Period End Date	Anticipated Completion
15-01-116	\$40,000	\$40,000	10	0	In-House Training	10/13/2014	1/13/2016	2016
15-01-117	\$399,000	\$399,000	114	0	In-House Training	10/14/2014	10/14/2015	2015
15-01-222	\$30,000	\$30,000	12	0	In-House Training	3/5/2015	3/5/2016	2016
15-01-225	\$73,500	\$46,752	21	0	In-House Training	4/3/2015	4/3/2016	2016
15-01-2345	\$17,500	\$17,500	5	0	In-House Training	5/6/2015	5/6/2016	2016
15-01-288	\$272,000	\$270,377	68	0	In-House Training	5/15/2015	5/15/2016	2016
15-01-290	\$116,000	\$0	29	0	In-House Training	4/4/2015	12/4/2016	2016
15-01-291	\$102,000	\$43,086	34	0	In-House Training	5/6/2015	5/6/2016	2016
16-01-039	\$500,000	\$0	100	0	In-House Training	5/12/2015	5/12/2017	2017
16-01-041	\$101,500	\$0	29	0	In-House Training	5/18/2015	5/18/2016	2016
16-01-055	\$42,500	\$5,898	17	0	In-House Training	7/17/2015	7/17/2016	2016
16-01-087	\$64,000	\$42,219	16	0	In-House Training	8/25/2015	8/25/2016	2016
16-01-088	\$40,000	\$28,000	10	0	In-House Training	8/7/2015	8/7/2016	2016
16-01-094	\$25,500	\$0	51	0	In-House Training	8/26/2015	8/26/2016	2016
16-01-125	\$60,000	\$0	20	0	In-House Training	9/1/2015	9/1/2016	2016
16-01-126	\$360,000	\$0	80	0	In-House Training	9/28/2015	9/28/2016	2016
16-01-177	\$25,000	\$0	25	0	In-House Training	10/21/2015	10/21/2017	2017
	\$5,052,000	\$3,672,951	1,584	204				

Closed Contracts

Contract Number	Award	Expenditures to Date	New Employees Trained	Existing Employees Trained	Training Institutions	Training Period Start Date	Training Period End Date	Completion Date
10-01-152	\$200,000	\$164,577	48	0	In-House Training and Southeast Community College	3/24/2010	3/24/2013	2015
10-01-161	\$132,750	\$17,728	44	0	In-House Training	4/15/2010	4/15/2013	2015
11-01-146	\$24,000	\$20,109	6	0	In-House Training	3/25/2011	3/25/2013	2015
11-01-151	\$75,000	\$75,000	30	0	In-House Training	3/15/2011	3/15/2013	2015
11-01-157	\$272,000	\$270,987	68	0	In-House Training	5/5/2011	5/5/2013	2015
12-01-052	\$32,000	\$22,525	8	0	In-House Training	6/29/2010	6/29/2013	2015
12-01-080	\$402,000	\$402,000	134	0	In-House Training	12/5/2011	12/5/2013	2015
12-01-145	\$5,000	\$5,000	1	4	In-House Training and Productivity, Inc.	2/10/2012	2/10/2013	2015
12-01-199	\$18,000	\$18,000	27	0	In-House Training	3/30/2012	3/30/2013	2015
12-01-209	\$28,000	\$28,000	7	0	In-House Training and Lincoln Electric	4/14/2012	4/14/2013	2015
12-01-259	\$25,000	\$22,480	50	0	In-House Training	5/9/2012	5/9/2013	2015
12-01-286	\$14,000	\$14,000	14	0	In-House Training	6/29/2012	6/29/2013	2015
13-01-035	\$136,000	\$133,249	136	0	In-House Training	8/29/2012	8/29/2013	2015
13-01-081	\$190,000	\$190,000	60	20	In-House Training	10/26/2012	10/26/2013	2015
13-01-113	\$100,000	\$43,989	94	0	In-House Training	12/18/2012	12/18/2013	2015
	\$1,653,750	\$1,427,643	727	24				



The InternNE program connects college students and employers from across the state, providing a unique opportunity for them to co-invest in the future. Interns gain valuable business experience that will help them in future careers, while successful internships help businesses develop tomorrow's leaders. Through this program, students who become interns can form lasting connections between themselves and the region.

Students can find value in these internships. Over 40% of the participating students rated their internships a 10 out of 10. Of the interns who shared their future plans in the evaluation, around 50% had said that they had been hired on as full-time employees with the companies for which they had interned.

The program sets out to create worthwhile experiences for students. To be an eligible internship, businesses must create an internship where students can gain valuable work experience, increase knowledge assisting in career decision-making, and assist the business in short-term objectives. Along with this, students must be paid at least minimum wage, and the internship must be a sufficient duration for the student to gain valuable work experience.

Under current InternNE guidelines, businesses have one full year to hire and complete internships.

At InternNE.com, there's a place to post a company's quality internships, search for candidates, and manage InternNE grant funds, all through this portal.

The InternNE program had a total of 476 projects during 2015. Of those, 307 were closed between January 1 and December 31, 2015, leaving 169 active projects at the end of 2015.

Altogether 1,222 internship positions were approved and \$4.850 million granted to the participating companies. Of the awarded positions, 814 were filled during the 2015 calendar year. The InternNE program disbursed \$2,158,674 to 476 companies with contracts that closed during 2015.

"As small business owners and Nebraska taxpayers, the partners of BCDM Architects have found the InternNE program in many ways has been an excellent tool for economic development in Nebraska."

John G. Sullivan, BCDM Architects

InternNE Active

Contract Number	Positions Approved	Positions Filled	Total Awarded	Expended to Date	Contract Start	Contract End
Community Development Resources	1	1	\$5,000	\$0	1/15/2015	1/15/2016
Client Resources, Inc.	2	2	\$4,000	\$4,000	1/15/2015	1/15/2016
Norfolk Daily News	1	1	\$2,500	\$2,449	1/15/2015	1/15/2016
Midwest Bank	1	1	\$1,500	\$1,367	1/15/2015	1/15/2016
Beckenhauer Construction Inc.	2	2	\$8,000	\$6,640	1/15/2015	1/15/2016
Aviture Inc.	2	2	\$10,000	\$10,000	1/15/2015	1/15/2016
Agilx	2	2	\$6,000	\$4,591	1/15/2015	1/15/2016
Ameritas Life Insurance Corporation	5	5	\$25,000	\$13,319	1/15/2015	1/15/2016
PCE, Inc.	2	2	\$10,000	\$9,327	1/15/2015	1/15/2016
Phynd Technologies	2	1	\$6,000	\$3,000	1/15/2015	1/15/2016
Jeleos LLC	3	3	\$15,000	\$9,121	1/15/2015	1/15/2016
Lutz	5	4	\$25,000	\$16,468	1/15/2015	1/15/2016
Foundation for Lincoln Public Schools	1	1	\$4,000	\$1,433	1/15/2015	1/15/2016
Sandel Accounting & Business Consulting, LLC	1	1	\$5,000	\$4,162	1/15/2015	1/15/2016
Social Media Contractors	4	2	\$6,000	\$1,707	1/15/2015	1/15/2016
Control Yours	1	1	\$5,000	\$3,257	1/15/2015	1/15/2016
Real Radiology LLC	1	1	\$5,000	\$3,121	1/15/2015	1/15/2016
Kearney Eye Institute	1	1	\$2,000	\$1,087	1/15/2015	1/15/2016
Emsick Architects	2	2	\$10,000	\$9,082	1/15/2015	1/15/2016

InternNE Active (continued)

Contract Number	Positions Approved	Positions Filled	Total Awarded	Expended to Date	Contract Start	Contract End
IC Energy Solutions	1	1	\$5,000	\$1,111	1/15/2015	1/15/2016
Assurity Life Insurance Company	3	2	\$15,000	\$0	3/15/2015	3/15/2016
BCDM Architects	5	5	\$15,000	\$14,425	3/15/2015	3/15/2016
Building Energy Solutions	2	0	\$10,000	\$0	3/15/2015	3/15/2016
C&A Industries	9	9	\$31,500	\$27,536	3/15/2015	3/15/2016
Christensen Brozek Faltys PC	1	1	\$5,000	\$0	3/15/2015	3/15/2016
Correll Refrigeration Inc.	1	0	\$5,000	\$0	3/15/2015	3/15/2016
EAD (Engineering, Automation, and Design)	2	2	\$22,500	\$21,819	3/15/2015	3/15/2016
Eriksen Construction Company, Inc.	1	1	\$5,000	\$3,800	3/15/2015	3/15/2016
Global Industries, Inc.	10	10	\$45,000	\$38,122	3/15/2015	3/15/2016
Great West Casualty Company	1	1	\$5,000	\$2,613	3/15/2015	3/15/2016
Hamilton Communications/Nedelco, Inc.	2	0	\$3,000	\$0	3/15/2015	3/15/2016
Hammons Family Enterprises Inc.	1	0	\$5,000	\$0	3/15/2015	3/15/2016
Hello Holiday	1	1	\$25,000	\$2,500	3/15/2015	3/15/2016
Keim Farm Equipment Co.	2	1	\$10,000	\$4,238	3/15/2015	3/15/2016
LeYeF	3	0	\$15,000	\$0	3/15/2015	3/15/2016

Contract Number	Positions Approved	Positions Filled	Total Awarded	Expended to Date	Contract Start	Contract End
LHP, LLC	1	1	\$1,500	\$0	3/15/2015	3/15/2016
LifeLoop, LLC	1	1	\$5,000	\$0	3/15/2015	3/15/2016
Midwest Hop Producers LLC	1	1	\$4,000	\$3,738	3/15/2015	3/15/2016
Nebraska Hop Yards LLC	1	1	\$4,000	\$4,000	3/15/2015	3/15/2016
Nina B. Kavich, CPA	1	1	\$2,500	\$742	3/15/2015	3/15/2016
Orthman Manufacturing, Inc.	5	5	\$20,000	\$17,256	3/15/2015	3/15/2016
Oxbow Animal Health	2	2	\$6,000	\$6,000	3/15/2015	3/15/2016
Partnership 4 Kids	2	2	\$2,000	\$1,632	3/15/2015	3/15/2016
Pen-Link, Ltd.	5	2	\$25,000	\$0	3/15/2015	3/15/2016
Prairie Cloudware	5	5	\$25,000	\$25,000	3/15/2015	3/15/2016
Proxibid	5	4	\$15,000	\$12,000	3/15/2015	3/15/2016
RaceNote	1	1	\$3,000	\$3,000	3/15/2015	3/15/2016
Retirement Plan Consultants	1	1	\$5,000	\$0	3/15/2015	3/15/2016
Royal Engineered Composites	5	2	\$15,000	\$6,000	3/15/2015	3/15/2016
Signal 88 Franchise Group	3	3	\$9,000	\$8,392	3/15/2015	3/15/2016
Technologent	1	0	\$5,000	\$0	3/15/2015	3/15/2016
The S.A.F.E. Center	1	1	\$2,000	\$1,708	3/15/2015	3/15/2016
Western Nebraska Community College Foundation	2	1	\$4,000	\$2,000	3/15/2015	3/15/2016
Axis Capital Inc.	2	0	\$5,000	\$0	3/15/2015	3/15/2016

InternNE Active (continued)

Contract Number	Positions Approved	Positions Filled	Total Awarded	Expended to Date	Contract Start	Contract End
American Shizu-ki Corporation	2	1	\$6,000	\$3,000	5/15/2015	5/15/2016
Behlen Manu-facturing Co.	5	4	\$5,000	\$4,000	5/15/2015	5/15/2016
Benaissance	1	1	\$4,500	\$4,500	5/15/2015	5/15/2016
BinMaster	3	1	\$13,500	\$0	5/15/2015	5/15/2016
Catch Intelligence	3	2	\$13,500	\$3,626	5/15/2015	5/15/2016
Center for Rural Affairs	1	1	\$3,000	\$2,550	5/15/2015	5/15/2016
Chief Industries	4	0	\$14,000	\$0	5/15/2015	5/15/2016
Conductix-Wampfler	1	0	\$5,000	\$0	5/15/2015	5/15/2016
Dundee VC Management, LLC	2	0	\$8,000	\$0	5/15/2015	5/15/2016
EF Johnson Technologies	2	1	\$10,000	\$5,000	5/15/2015	5/15/2016
Elemental Scientific, Inc.	5	5	\$15,000	\$15,000	5/15/2015	5/15/2016
ePar llc	2	2	\$7,000	\$6,696	5/15/2015	5/15/2016
Equitable Bank	1	1	\$2,500	\$1,896	5/15/2015	5/15/2016
Eyman Plumb-ing, Inc.	1	1	\$4,500	\$4,418	5/15/2015	5/15/2016
FDMR, Inc.	1	1	\$4,500	\$1,277	5/15/2015	5/15/2016
Fiserv, Inc.	2	2	\$10,000	\$5,000	5/15/2015	5/15/2016
Flywheel	3	3	\$15,000	\$10,000	5/15/2015	5/15/2016
GeneSeek	2	0	\$5,000	\$0	5/15/2015	5/15/2016
GT Exhaust	1	1	\$2,500	\$2,500	5/15/2015	5/15/2016
Hayneedle, Inc.	4	4	\$16,000	\$12,000	5/15/2015	5/15/2016
Heartland Bank	1	1	\$2,500	\$2,344	5/15/2015	5/15/2016
Home Team Services LLC	1	1	\$3,000	\$1,628	5/15/2015	5/15/2016

Contract Number	Positions Approved	Positions Filled	Total Awarded	Expended to Date	Contract Start	Contract End
HR Systems Inc.	1	1	\$1,500	\$1,402	5/15/2015	5/15/2016
INTELLIFARM, Inc.	1	1	\$5,000	\$5,000	5/15/2015	5/15/2016
ISoft Data Systems	1	1	\$4,500	\$3,158	5/15/2015	5/15/2016
Kawasaki Motors Mfg. Corp, USA	3	3	\$7,500	\$2,500	5/15/2015	5/15/2016
The Designers	5	1	\$5,000	\$896	5/15/2015	5/15/2016
MetalQuest Unlimited	5	0	\$12,500	\$0	5/15/2015	5/15/2016
Mid-America Feed Yard	1	1	\$5,000	\$5,000	5/15/2015	5/15/2016
Move Creative LLC	1	1	\$3,000	\$3,000	5/15/2015	5/15/2016
MultiMechanics	1	0	\$5,000	\$0	5/15/2015	5/15/2016
Norder Supply, Inc.	3	3	\$9,000	\$9,000	5/15/2015	5/15/2016
Novozymes Blair, Inc.	5	4	\$22,500	\$17,210	5/15/2015	5/15/2016
Panhandle Geotechnical & Environmental, Inc.	1	1	\$2,500	\$0	5/15/2015	5/15/2016
Schemmer Asso-ciates Inc.	5	4	\$17,500	\$10,500	5/15/2015	5/15/2016
SCORR Marketing	4	4	\$12,000	\$7,872	5/15/2015	5/15/2016
Smeal Fire Apparatus	4	3	\$8,000	\$6,000	5/15/2015	5/15/2016
Social Assurance	2	2	\$7,000	\$6,579	5/15/2015	5/15/2016
Spectrum Finan-cial Services, Inc.	1	1	\$2,000	\$2,000	5/15/2015	5/15/2016
Straight Shot, LLC	3	3	\$7,500	\$5,357	5/15/2015	5/15/2016

InternNE Active (continued)

Contract Number	Positions Approved	Positions Filled	Total Awarded	Expended to Date	Contract Start	Contract End
StrategicHealth-Solutions, LLC	3	3	\$7,500	\$5,886	5/15/2015	5/15/2016
TACKarchitects, Inc.	3	3	\$13,500	\$10,404	5/15/2015	5/15/2016
Thayer County Economic Development Alliance	1	1	\$1,500	\$0	5/15/2015	5/15/2016
The Waldinger Corporation	4	3	\$12,000	\$9,000	5/15/2015	5/15/2016
Vestas American Wind Technology	1	1	\$5,000	\$4,339	5/15/2015	5/15/2016
Viirt, Inc.	2	1	\$9,000	\$0	5/15/2015	5/15/2016
Vision2Voice, Inc.	1	1	\$2,500	\$2,137	5/15/2015	5/15/2016
CUES	1	1	\$1,500	\$1,185	5/15/2015	5/15/2016
DataBank IMX	5	3	\$20,000	\$0	7/15/2015	7/15/2016
Communication Systems Solutions, LLC	3	2	\$15,000	\$9,220	7/15/2015	7/15/2016
OnCall Advisors, LLC	2	2	\$10,000	\$0	7/15/2015	7/15/2016
Moody's Analytics	4	5	\$16,000	\$13,260	7/15/2015	7/15/2016
Maly Marketing	2	0	\$6,000	\$0	7/15/2015	7/15/2016
Meyer & Associates, Architects	1	0	\$5,000	\$0	7/15/2015	7/15/2016
The Leadership Center	1	1	\$1,500	\$1,500	7/15/2015	7/15/2016
Open for Business, LLC	2	1	\$2,000	\$0	7/15/2015	7/15/2016
Blue Valley Community Action Partnership	2	0	\$2,000	\$0	7/15/2015	7/15/2016

Contract Number	Positions Approved	Positions Filled	Total Awarded	Expended to Date	Contract Start	Contract End
Werner Enterprises	4	0	\$14,000	\$0	7/15/2015	7/15/2016
Southern Hospitality Ventures Inc.	2	2	\$5,000	\$0	7/15/2015	7/15/2016
American Agricultural Laboratory	2	1	\$10,000	\$0	7/15/2015	7/15/2016
J.Brasch Co., LLC	1	1	\$3,000	\$0	7/15/2015	7/15/2016
UNICO Group, Inc.	2	1	\$10,000	\$0	7/15/2015	7/15/2016
Midlands Carrier Transicold	3	1	\$15,000	\$4,191	7/15/2015	7/15/2016
JEO Consulting Group, Inc.	6	6	\$30,000	\$29,772	7/15/2015	7/15/2016
B ² Interactive	4	1	\$6,000	\$0	7/15/2015	7/15/2016
Rosenbauer Aerials	1	1	\$2,500	\$1,738	7/15/2015	7/15/2016
Buffalo County Community Health Partners, Inc.	2	2	\$4,000	\$1,518	7/15/2015	7/15/2016
Complete Nutrition Holdings, Inc.	1	1	\$1,500	\$0	7/15/2015	7/15/2016
Michael Foods, Inc.	2	1	\$10,000	\$0	7/15/2015	7/15/2016
Omaha Track, Inc.	1	1	\$2,500	\$0	7/15/2015	7/15/2016
American Courier Corporation	1	0	\$2,500	\$0	7/15/2015	7/15/2016
First National Bank of Omaha	3	0	\$15,000	\$0	7/15/2015	7/15/2016
Kidwell, Inc.	4	4	\$20,000	\$3,671	7/15/2015	7/15/2016
Xpanxion	2	1	\$10,000	\$0	9/15/2015	9/15/2016

InternNE Active (continued)

Contract Number	Positions Approved	Positions Filled	Total Awarded	Expended to Date	Contract Start	Contract End
Omaha Steel Castings Company, LLC	5	0	\$25,000	\$0	9/15/2015	9/15/2016
Butler Machinery Company	4	3	\$20,000	\$0	9/15/2015	9/15/2016
DriveSpotter	2	1	\$6,000	\$0	9/15/2015	9/15/2016
Quantified Ag	2	0	\$10,000	\$0	9/15/2015	9/15/2016
Vipa Solutions, LLC	2	2	\$4,000	\$3,251	9/15/2015	9/15/2016
AnnGro USA, LLC	1	0	\$4,000	\$0	9/15/2015	9/15/2016
Horizontal Boring & Tunneling Co.	5	0	\$25,000	\$0	9/15/2015	9/15/2016
goidit LLC	1	0	\$5,000	\$0	9/15/2015	9/15/2016
DigiWidgets Inc.	3	2	\$6,000	\$0	9/15/2015	9/15/2016
NorthStar Financial Services Group, LLC	5	4	\$25,000	\$7,971	9/15/2015	9/15/2016
Boyd Jones Construction	3	2	\$15,000	\$5,000	9/15/2015	9/15/2016
McDermott & Miller, P. C.	1	1	\$2,000	\$1,039	9/15/2015	9/15/2016
Blue Ox	1	0	\$2,500	\$0	9/15/2015	9/15/2016
The Olson Group	1	1	\$4,000	\$0	9/15/2015	9/15/2016
BCDM Architects	5	1	\$25,000	\$0	9/15/2015	9/15/2016
Hurrdat Social Media	5	1	\$7,500	\$0	9/15/2015	9/15/2016
DealAnyDay	2	1	\$9,000	\$0	9/15/2015	9/15/2016
Powderhook, Inc.	4	1	\$6,000	\$0	9/15/2015	9/15/2016
The Catholic Archbishop of Omaha	2	0	\$6,000	\$0	9/15/2015	9/15/2016

Contract Number	Positions Approved	Positions Filled	Total Awarded	Expended to Date	Contract Start	Contract End
Social Media Contractors	5	4	\$5,000	\$0	9/15/2015	9/15/2016
Baird Holm, LLP	2	1	\$6,000	\$0	9/15/2015	9/15/2016
Christensen Brozek Faltys PC	1	1	\$3,500	\$0	11/15/2015	11/15/2016
Fiserv, Inc.	5	5	\$15,000	\$0	11/15/2015	11/15/2016
Ezenics, Inc.	2	2	\$10,000	\$0	11/15/2015	11/15/2016
QA Technologies	1	1	\$2,500	\$0	11/15/2015	11/15/2016
Vivayic, Inc.	1	1	\$3,500	\$0	11/15/2015	11/15/2016
Prime Communications, Inc.	1	0	\$5,000	\$0	11/15/2015	11/15/2016
Children's Scholarship Fund of Omaha	1	1	\$1,000	\$760	11/15/2015	11/15/2016
The Waldinger Corporation	3	0	\$3,000	\$0	11/15/2015	11/15/2016
Quo Vadis, LLC	3	3	\$9,000	\$0	11/15/2015	11/15/2016
Midwest Hop Producers LLC	1	1	\$3,500	\$0	11/15/2015	11/15/2016
INTELLIFARM, Inc.	1	0	\$5,000	\$0	11/15/2015	11/15/2016
Hear Nebraska	2	0	\$6,000	\$0	11/15/2015	11/15/2016
West Corporation	5	0	\$25,000	\$0	11/15/2015	11/15/2016
Kutsch Wealth Management	2	0	\$4,000	\$0	11/15/2015	11/15/2016
Youth for Christ - Campus Life	3	1	\$9,000	\$0	11/15/2015	11/15/2016
SEM Inc.	1	0	\$5,000	\$0	11/15/2015	11/15/2016
Hastings Economic Development Corporation	1	1	\$3,000	\$0	11/15/2015	11/15/2016

InternNE Active (continued)

Contract Number	Positions Approved	Positions Filled	Total Awarded	Expended to Date	Contract Start	Contract End
Bulu Box	2	0	\$5,000	\$0	11/15/2015	11/15/2016
IC Energy Solutions	1	0	\$5,000	\$0	11/15/2015	11/15/2016
Bland & Associates, P.C.	3	2	\$12,000	\$0	11/15/2015	11/15/2016
	407	267	\$1,486,000	\$598,514		

InternNE Closed

Contract Number	Positions Approved	Positions Filled	Total Awarded	Expended	Contract Start	Contract End
Generations Bank	1	1	\$5,000	\$2,065	1/8/2013	1/8/2015
Turbine Interactive, LLC	4	2	\$20,000	\$7,812	1/9/2013	1/9/2015
Novozymes Blair, Inc.	3	3	\$15,000	\$14,083	1/11/2013	1/11/2015
West Gate Bank	5	0	\$17,500	\$0	1/14/2013	1/14/2015
FolioMetrix, LLC	3	1	\$15,000	\$2,340	1/17/2013	1/17/2015
Big Industries and Geographical Superstores LLC	1	0	\$5,000	\$0	1/22/2013	1/22/2015
Southeast Nebraska Communications	1	1	\$5,000	\$4,333	1/22/2013	1/22/2015
TJR Fulfillment	1	2	\$5,000	\$3,077	1/23/2013	1/23/2015
Vision2Voice, Inc.	1	1	\$3,500	\$2,847	1/26/2013	1/26/2015
Proxibid	5	5	\$25,000	\$19,889	1/30/2013	1/30/2015
Hayes & Associates, LLC	2	2	\$10,000	\$0	1/30/2013	1/30/2015
Great West Casualty Company	5	2	\$25,000	\$10,000	1/24/2013	1/24/2015
FYRA Engineering	1	1	\$3,500	\$0	2/6/2013	2/6/2015
Hurrdat Social Media	5	3	\$25,000	\$6,259	2/7/2013	2/7/2015
Pen-Link, Ltd.	10	10	\$35,000	\$23,183	2/17/2013	2/17/2015
Xpanxion	4	4	\$20,000	\$16,022	2/19/2013	2/19/2015
Baldwin Filters	4	1	\$20,000	\$3,358	1/28/2013	1/28/2015
Javlin Capital	2	2	\$10,000	\$9,252	3/3/2013	3/3/2015
Signal 88 Franchise Group	5	5	\$17,500	\$9,563	2/15/2013	2/15/2015

InternNE Closed (continued)

Contract Number	Positions Approved	Positions Filled	Total Awarded	Expended	Contract Start	Contract End
Your Selling Team	5	1	\$25,000	\$0	1/25/2013	1/25/2015
Phynd Technologies	4	4	\$20,000	\$17,017	2/8/2013	2/8/2015
Technogent	5	0	\$25,000	\$0	2/10/2013	2/10/2015
Mechanical Sales, Inc.	2	2	\$10,000	\$10,000	2/13/2013	2/13/2015
Ballantyne Strong	2	1	\$10,000	\$5,000	2/20/2013	2/20/2015
Phenomblue	4	0	\$20,000	\$0	2/21/2013	2/21/2015
Verde Martin	2	2	\$10,000	\$9,896	2/21/2013	2/21/2015
JEO Consulting Group, Inc.	4	4	\$20,000	\$16,984	1/30/2013	1/30/2015
Central Valley Ag Cooperative	5	3	\$25,000	\$8,695	2/15/2013	2/15/2015
Bronte Companies	1	0	\$5,000	\$0	2/27/2013	2/27/2015
Power Protection Products, Inc.	1	1	\$5,000	\$0	3/5/2013	3/5/2015
Landmark Community Newspapers	5	4	\$17,500	\$0	3/12/2013	3/12/2015
Eriksen Construction Company, Inc.	2	2	\$10,000	\$9,158	4/19/2013	4/19/2015
Sandel Accounting & Business Consulting, LLC	1	1	\$5,000	\$4,243	1/30/2013	1/30/2015
HIP Realty/Holroyd Investment Properties	1	1	\$5,000	\$3,544	3/6/2013	3/6/2015
Avionics Interface Technologies	1	0	\$5,000	\$0	3/6/2013	3/6/2015

Contract Number	Positions Approved	Positions Filled	Total Awarded	Expended	Contract Start	Contract End
The Andersons Inc.	2	2	\$10,000	\$6,222	3/7/2013	3/7/2015
Control Yours	3	1	\$15,000	\$904	3/11/2013	3/11/2015
Vetick Construction Inc.	3	1	\$15,000	\$5,000	3/12/2013	3/12/2015
Flexmag Industries	1	0	\$5,000	\$0	3/13/2013	3/13/2015
Reinke Manufacturing Company, Inc.	3	1	\$15,000	\$4,852	3/18/2013	3/18/2015
Emsick Architects	3	3	\$15,000	\$10,289	3/19/2013	3/19/2015
Diode Technologies, LLC	1	0	\$5,000	\$0	3/23/2013	3/23/2015
RedGlaze Group Holdings, LLC	1	0	\$5,000	\$0	3/27/2013	3/27/2015
Brehmer Mfg Inc.	3	2	\$15,000	\$5,000	5/11/2013	5/11/2015
Werner Enterprises	5	5	\$17,500	\$11,946	5/16/2013	5/16/2015
Travefy	2	2	\$10,000	\$7,368	2/22/2013	2/22/2015
Leonum, LLC	1	0	\$5,000	\$0	3/5/2013	3/5/2015
Riverside Technologies, Inc.	3	3	\$15,000	\$4,410	3/21/2013	3/21/2015
SCORR Marketing	3	0	\$15,000	\$0	3/22/2013	3/22/2015
Robert's Nursery, Lawn, & Landscapes LLC	1	0	\$3,500	\$0	3/23/2013	3/23/2015
Okrief LLC	1	0	\$5,000	\$0	3/26/2013	3/26/2015
Baker & Associates, Inc./Studio120 Architecture	1	0	\$5,000	\$0	4/1/2013	4/1/2015

InternNE Closed (continued)

Contract Number	Positions Approved	Positions Filled	Total Awarded	Expended	Contract Start	Contract End
The Energy Studio, Inc.	1	1	\$5,000	\$3,007	4/2/2013	4/2/2015
Allmand Brothers	5	4	\$25,000	\$17,246	4/3/2013	4/3/2015
Global Industries, Inc.	3	3	\$15,000	\$13,748	4/3/2013	4/3/2015
Great Western Bank	4	4	\$20,000	\$0	4/13/2013	4/13/2015
Olive Empire LLC	2	2	\$10,000	\$1,233	3/19/2013	3/12/2015
Grass Run Farm, Inc.	3	0	\$15,000	\$0	4/3/2013	4/3/2015
Seward Motor Freight, Inc.	1	1	\$5,000	\$2,047	4/8/2013	4/8/2015
ConAgra Foods, Inc.	10	10	\$50,000	\$46,256	2/28/2013	2/28/2015
Platte Valley Financial Services Companies	1	1	\$5,000	\$1,826	3/5/2013	3/5/2015
EF Johnson Technologies	2	2	\$7,000	\$6,688	4/12/2013	4/12/2015
Straight Shot, LLC	3	4	\$15,000	\$11,012	4/17/2013	4/17/2015
Witt's End Homestead, LLC	1	0	\$5,000	\$0	4/11/2013	4/11/2015
EAD (Engineering, Automation, and Design)	5	5	\$17,500	\$16,240	4/17/2013	4/17/2015
Swanson Russell	1	1	\$5,000	\$0	4/19/2013	4/19/2015
Hayneedle, Inc.	7	7	\$35,000	\$21,382	5/3/2013	5/3/2015
Shamrock Development	2	1	\$10,000	\$4,845	4/24/2013	4/24/2015
Boutique Window	3	2	\$15,000	\$4,176	4/25/2013	4/25/2015

Contract Number	Positions Approved	Positions Filled	Total Awarded	Expended	Contract Start	Contract End
Royal Engineered Composites	5	4	\$25,000	\$11,614	4/25/2013	4/25/2015
Three Pillars Media	1	1	\$5,000	\$3,505	4/29/2013	4/29/2015
NEBCO, Inc.	1	0	\$5,000	\$0	5/1/2013	5/1/2015
First National Bank of Omaha	5	0	\$25,000	\$25,000	5/17/2013	5/17/2015
Covidien	3	2	\$15,000	\$5,357	6/9/2013	6/9/2015
Gallup, Inc.	10	11	\$50,000	\$47,796	2/20/2013	2/20/2015
Agilx	1	1	\$5,000	\$1,297	4/24/2013	4/24/2015
opendorse	4	3	\$20,000	\$9,895	4/24/2013	4/24/2015
Molex, Inc.	1	1	\$3,500	\$3,500	4/25/2013	4/25/2015
iGroup Creative, LLC	2	2	\$7,000	\$5,433	5/1/2013	5/1/2015
First National Bank North Platte	2	2	\$10,000	\$10,000	5/17/2013	5/17/2015
dwb, Inc.	2	1	\$10,000	\$3,943	5/17/2013	6/3/2015
Flywheel	2	2	\$10,000	\$9,020	5/15/2013	5/15/2015
Twin Rivers Testing & Environmental	2	0	\$10,000	\$0	5/8/2013	5/8/2015
Nebraska Global Investment Company LLC	5	0	\$25,000	\$0	5/15/2013	5/15/2015
Heartland Bank	1	1	\$5,000	\$2,393	5/7/2013	5/7/2015
Central Data Storage	1	1	\$5,000	\$4,681	5/21/2013	5/29/2015
Social Assurance	1	0	\$3,500	\$0	5/22/2013	5/22/2015
Beehive Industries, LLC	5	1	\$25,000	\$0	5/14/2013	5/14/2015
Teledyne Isco, Inc.	5	3	\$25,000	\$0	5/23/2013	5/23/2015

InternNE Closed (continued)

Contract Number	Positions Approved	Positions Filled	Total Awarded	Expended	Contract Start	Contract End
Premier Psychiatric Group	1	1	\$5,000	\$5,000	5/23/2013	5/23/2015
Sandhills State Bank	2	1	\$10,000	\$0	5/16/2013	5/16/2015
Thunder Beach USA	1	1	\$3,500	\$1,124	5/13/2013	5/13/2015
Petersen Ag Systems	1	1	\$5,000	\$4,721	5/31/2013	12/30/2013
J.Brasch Co., LLC	3	3	\$15,000	\$12,097	6/8/2013	6/8/2015
Jacks Automotive Machine	2	0	\$10,000	\$0	6/10/2013	6/10/2015
Lincoln Industries	5	0	\$25,000	\$0	6/1/2013	6/1/2015
Horizontal Boring & Tunneling Co.	4	2	\$20,000	\$10,000	5/30/2013	5/30/2015
SUNHEAT International	5	0	\$25,000	\$0	6/4/2013	6/4/2015
Powderhook, Inc.	1	1	\$5,000	\$5,000	5/14/2013	5/14/2015
Bridgepoint Holdings	2	1	\$7,000	\$2,828	5/31/2013	5/31/2015
Spectrum Financial Services, Inc.	1	1	\$5,000	\$0	6/17/2013	6/17/2015
Physician Advisors LLC	1	0	\$5,000	\$0	6/17/2013	6/17/2015
Conrad's Auto Center, Inc.	1	1	\$5,000	\$1,872	6/17/2013	6/17/2015
Consolidated Electrical Distributors, Inc.	4	4	\$20,000	\$14,919	5/24/2013	5/24/2015
Dingmans Collision Center	1	1	\$5,000	\$1,719	6/21/2013	6/21/2015
Panhandle Cooperative Association	1	1	\$5,000	\$1,222	6/24/2013	6/24/2015

Contract Number	Positions Approved	Positions Filled	Total Awarded	Expended	Contract Start	Contract End
Bronte Companies	1	2	\$5,000	\$1,897	5/15/2013	5/15/2015
Storz Brewing Company	3	0	\$15,000	\$0	6/17/2013	6/17/2015
Oriental Trading Company	7	4	\$35,000	\$10,791	7/8/2013	7/8/2015
B ² Interactive	5	3	\$25,000	\$10,493	7/10/2013	7/10/2015
HuntForce, Inc.	2	0	\$10,000	\$0	7/6/2013	7/6/2015
BinMaster	3	2	\$15,000	\$8,411	7/15/2013	7/15/2015
NorthStar Financial Services Group, LLC	5	5	\$25,000	\$23,915	7/16/2013	7/16/2015
SitStay.com	1	0	\$5,000	\$0	7/22/2013	7/22/2015
Duncan Aviation	5	4	\$25,000	\$13,200	8/9/2013	8/9/2015
Convenient Care Plus	2	1	\$10,000	\$1,398	8/14/2013	8/14/2015
Leadership Resources LLC	1	0	\$3,500	\$0	8/16/2013	8/16/2015
Fremont Contract Carriers, Inc.	2	2	\$10,000	\$6,288	8/5/2013	8/5/2015
Dundee VC Management, LLC	4	3	\$20,000	\$12,108	9/17/2013	9/17/2015
ShoeMoney Media Group	1	0	\$5,000	\$0	1/15/2014	1/15/2015
Chief Industries	5	3	\$15,000	\$7,493	1/15/2014	1/15/2015
Wayne Area Economic Development	1	1	\$4,500	\$4,500	1/15/2014	1/15/2015
Priority Data	4	1	\$20,000	\$4,710	1/15/2014	1/15/2015
QA Technologies	2	1	\$4,000	\$2,000	1/15/2014	1/15/2015
Hastings HVAC	2	2	\$6,000	\$6,069	1/15/2014	1/15/2015
Open for Business, LLC	1	1	\$3,000	\$438	1/15/2014	1/15/2015

InternNE Closed (continued)

Contract Number	Positions Approved	Positions Filled	Total Awarded	Expended	Contract Start	Contract End
Cash-Wa Distributing	1	0	\$2,000	\$0	1/15/2014	1/15/2015
Red Basket	2	2	\$3,000	\$1,500	1/15/2014	1/15/2015
Hastings Economic Development Corporation	1	1	\$1,000	\$711	1/15/2014	1/15/2015
Lutz	5	5	\$22,500	\$17,108	1/15/2014	7/15/2015
Kearney Eye Institute	1	1	\$3,000	\$1,443	1/15/2014	1/15/2015
Nebraska Fire Sprinkler Corporation	1	1	\$5,000	\$4,277	1/15/2014	1/15/2015
Hollman Media, LLC	5	5	\$25,000	\$12,105	1/15/2014	1/15/2015
McChesney Martin Sagehorn, PC	1	1	\$5,000	\$3,098	1/15/2014	1/15/2015
Industrial Irrigation Services	1	1	\$1,000	\$656	1/15/2014	7/15/2015
Jelecoc LLC	5	3	\$25,000	\$6,433	1/15/2014	1/15/2015
Orthman Manufacturing, Inc.	10	5	\$50,000	\$18,039	1/15/2014	1/15/2015
Communication Systems Solutions, LLC	3	3	\$15,000	\$14,358	1/15/2014	1/15/2015
Stirk CNG	3	1	\$6,000	\$1,963	1/15/2014	1/15/2015
Rentping LLC	1	1	\$5,000	\$2,255	1/15/2014	1/15/2015
Carlson Rezidor Hotel Group	1	0	\$3,000	\$0	1/15/2014	1/15/2015
Land O'Frost	1	1	\$3,500	\$3,500	1/15/2014	1/15/2015
Agilx	1	1	\$4,000	\$2,384	1/15/2014	1/15/2015
Redstone Communications Group, Inc.	2	2	\$10,000	\$3,204	1/15/2014	1/15/2015

Contract Number	Positions Approved	Positions Filled	Total Awarded	Expended	Contract Start	Contract End
Veyance Technologies, Inc.	3	0	\$15,000	\$12,100	1/15/2014	1/15/2015
BD Construction Inc./Kearney	2	0	\$6,000	\$0	1/15/2014	1/15/2015
Norland Intl.	2	0	\$10,000	\$0	1/15/2014	1/15/2015
Pure & Secure LLC	4	1	\$12,000	\$990	1/15/2014	1/15/2015
Nebraska Truck Center	3	0	\$12,000	\$0	1/15/2014	1/15/2015
Strategic Air & Space Museum	5	1	\$10,000	\$1,525	1/15/2014	1/15/2015
RVL Enterprises LLC	1	1	\$4,000	\$4,000	1/15/2014	1/15/2015
Emsick Architects	5	4	\$25,000	\$7,248	1/15/2014	1/15/2015
Norfolk Daily News	1	1	\$2,500	\$2,500	1/15/2014	1/15/2015
Assurity Life Insurance Company	3	3	\$15,000	\$0	3/15/2014	3/15/2015
AYMM, Inc.	1	3	\$5,000	\$0	3/15/2014	3/15/2015
BCDM Architects	2	2	\$10,000	\$7,391	3/15/2014	3/15/2015
Beckenhauer Construction Inc.	1	1	\$3,000	\$3,000	3/15/2014	3/15/2015
Becton, Dickinson and Company	2	2	\$5,000	\$0	3/15/2014	3/15/2015
Behlen Manufacturing Co.	5	5	\$10,000	\$7,494	3/15/2014	3/15/2015
Benaissance	4	4	\$20,000	\$15,000	3/15/2014	3/15/2015
Boyd Jones Construction	3	2	\$12,000	\$8,000	3/15/2014	3/15/2015
BuilderTREND	5	5	\$25,000	\$13,310	3/15/2014	3/15/2015

InternNE Closed (continued)

Contract Number	Positions Approved	Positions Filled	Total Awarded	Expended	Contract Start	Contract End
Consolidated Grain and Barge Co.	1	1	\$5,000	\$5,000	3/15/2014	3/15/2015
EAD (Engineering, Automation, and Design)	5	5	\$22,500	\$21,594	3/15/2014	3/15/2015
Flexmag Industries	1	1	\$3,000	\$3,000	3/15/2014	3/15/2015
Fremont Machine	2	0	\$4,000	\$0	3/15/2014	3/15/2015
Global Industries, Inc.	9	9	\$45,000	\$35,266	3/15/2014	3/15/2015
Hayneedle, Inc.	5	3	\$25,000	\$5,617	3/15/2014	3/15/2015
JEO Consulting Group, Inc.	5	3	\$20,000	\$0	3/15/2014	3/15/2015
Keim Farm Equipment Co.	2	2	\$10,000	\$9,500	3/15/2014	3/15/2015
Kimmel Orchard & Vineyard	2	2	\$6,000	\$2,785	3/15/2014	3/15/2015
LiteForm Technologies	2	0	\$6,000	\$0	3/15/2014	3/15/2015
Milk Specialties Global	1	0	\$4,000	\$0	3/15/2014	3/15/2015
Nebraska Bank of Commerce	2	1	\$8,000	\$4,000	3/15/2014	3/15/2015
Novozymes Blair, Inc.	5	5	\$25,000	\$21,532	3/15/2014	3/15/2015
Pen-Link, Ltd.	5	0	\$25,000	\$0	3/15/2014	3/15/2015
Petersen Ag Systems	5	5	\$20,000	\$18,982	3/15/2014	3/15/2015
Phenomblue	2	2	\$6,000	\$6,000	3/15/2014	3/15/2015
Proxibid	5	3	\$20,000	\$10,882	3/15/2014	3/15/2015
Reinke Manufacturing Company, Inc.	5	5	\$20,000	\$11,621	3/15/2014	3/15/2015

Contract Number	Positions Approved	Positions Filled	Total Awarded	Expended	Contract Start	Contract End
Schemmer Associates Inc.	6	5	\$21,000	\$17,500	3/15/2014	3/15/2015
Seldin Company	1	0	\$3,000	\$0	3/15/2014	3/15/2015
Smart Matter	1	1	\$3,000	\$1,552	3/15/2014	3/15/2015
Straight Shot, LLC	3	3	\$9,000	\$5,582	3/15/2014	3/15/2015
StrategicHealth-Solutions, LLC	3	3	\$7,500	\$4,855	3/15/2014	3/15/2015
The Cattle National Bank & Trust Company	1	1	\$2,500	\$2,496	3/15/2014	3/15/2015
The Waldinger Corporation	3	3	\$9,000	\$9,000	3/15/2014	3/15/2015
Thompson, Dreeseen & Dorner, Inc.	3	3	\$10,000	\$12,111	3/15/2014	3/15/2015
Travefy	1	1	\$3,000	\$3,000	3/15/2014	3/15/2015
Travel and Transport	3	3	\$9,000	\$8,556	3/15/2014	3/15/2015
Witt's End Homestead, LLC	2	2	\$10,000	\$10,000	3/15/2014	3/15/2015
Adams Land and Cattle Company	1	1	\$3,000	\$3,000	5/15/2014	5/15/2015
Agile Sports Technologies	10	0	\$40,000	\$0	5/15/2014	5/15/2015
Alfred Benesch & Company	5	5	\$20,000	\$0	5/15/2014	5/15/2015
American Shizu-ki Corporation	2	1	\$7,000	\$1,402	5/15/2014	5/15/2015
The Austin Co.	1	1	\$4,000	\$2,739	5/15/2014	5/15/2015
Black Hills Energy	1	0	\$3,000	\$0	5/15/2014	5/15/2015
Center for Rural Affairs	3	0	\$10,500	\$0	5/15/2014	5/15/2015

InternNE Closed (continued)

Contract Number	Positions Approved	Positions Filled	Total Awarded	Expended	Contract Start	Contract End
Core Bank	2	0	\$4,000	\$0	5/15/2014	5/15/2015
CT Freight Services	2	1	\$4,000	\$0	5/15/2014	5/15/2015
Flywheel	5	3	\$25,000	\$14,800	5/15/2014	5/15/2015
Evonik Corporation	2	2	\$10,000	\$5,000	5/15/2014	5/15/2015
Executive Wealth Management	1	1	\$2,000	\$2,000	5/15/2014	5/15/2015
Gage Area Growth Enterprise	1	1	\$4,000	\$2,692	5/15/2014	5/15/2015
Hurrdat Social Media	3	3	\$9,000	\$6,555	5/15/2014	5/15/2015
IC Energy Solutions	1	1	\$2,500	\$2,500	5/15/2014	5/15/2015
ISoft Data Systems	2	2	\$6,000	\$3,158	5/15/2014	5/15/2015
KAAPA Ethanol, LLC	1	1	\$2,500	\$2,263	5/15/2014	5/15/2015
Mid-America Feed Yard	2	2	\$10,000	\$8,476	5/15/2014	5/15/2015
The Multicultural Coalition	1	0	\$1,000	\$0	5/15/2014	5/15/2015
Neapco Components, LLC	5	1	\$17,500	\$0	5/15/2014	5/15/2015
Nobl	2	2	\$3,000	\$2,400	5/15/2014	5/15/2015
Novel Chemical Solutions	2	2	\$8,000	\$8,000	5/15/2014	5/15/2015
PCE, Inc.	2	1	\$7,000	\$0	5/15/2014	5/15/2015
Catch Intelligence	4	4	\$20,000	\$13,047	5/15/2014	5/15/2015
Prime Communications, Inc.	5	3	\$15,000	\$0	5/15/2014	5/15/2015

Contract Number	Positions Approved	Positions Filled	Total Awarded	Expended	Contract Start	Contract End
Radial, Inc.	1	0	\$5,000	\$0	5/15/2014	5/15/2015
Royal Engineered Composites	2	2	\$6,000	\$6,000	5/15/2014	5/15/2015
opendorse	3	3	\$6,000	\$6,000	5/15/2014	5/15/2015
Specialized Engineering Solutions, Inc.	3	3	\$15,000	\$13,834	5/15/2014	5/15/2015
Tethon 3D	1	1	\$3,000	\$2,943	5/15/2014	5/15/2015
Urban League of Nebraska	1	1	\$3,500	\$0	5/15/2014	5/15/2015
Vestas American Wind Technology	2	2	\$7,000	\$7,000	5/15/2014	5/15/2015
Waterjet Cutting Specialists, Inc.	2	0	\$10,000	\$0	5/15/2014	5/15/2015
Werner Enterprises	5	3	\$25,000	\$7,319	5/15/2014	5/15/2015
Zoetis	5	3	\$25,000	\$0	5/15/2014	5/15/2015
Personal Management	1	1	\$5,000	\$0	7/15/2014	7/15/2015
TC Complete Auto Repair	1	0	\$3,000	\$0	7/15/2014	7/15/2015
LNK Chemsolutions, LLC	2	2	\$2,000	\$2,000	7/15/2014	7/15/2015
Securities America	4	4	\$12,000	\$12,000	7/15/2014	7/15/2015
Callahan Financial Planning Company	2	1	\$8,000	\$4,000	7/15/2014	7/15/2015
TACKarchitects, Inc.	2	2	\$6,000	\$5,860	7/15/2014	7/15/2015
Vistabeam	1	1	\$3,000	\$1,972	7/15/2014	7/15/2015

InternNE Closed (continued)

Contract Number	Positions Approved	Positions Filled	Total Awarded	Expended	Contract Start	Contract End
Social Media Contractors	2	2	\$2,000	\$1,657	7/15/2014	7/15/2015
Olympic Transportation Services, Inc.	2	0	\$10,000	\$0	7/15/2014	7/15/2015
State Studios	3	2	\$6,000	\$2,000	7/15/2014	7/15/2015
Hail Varsity	1	1	\$5,000	\$5,000	7/15/2014	7/15/2015
MetalQuest Unlimited	5	1	\$10,000	\$1,462	7/15/2014	7/15/2015
Law Office of Mark L. Eureka, P.C.	1	1	\$1,000	\$998	7/15/2014	7/15/2015
PAR Program	1	1	\$1,000	\$0	7/15/2014	7/15/2015
ePar LLC	4	4	\$12,000	\$12,000	7/15/2014	7/15/2015
Pacha Soap Company	1	1	\$3,000	\$1,612	7/15/2014	7/15/2015
Social Assurance	1	1	\$2,000	\$2,000	7/15/2014	7/15/2015
Sycamore Leaf Solutions	1	0	\$4,000	\$0	7/15/2014	7/15/2015
KidGlov	1	1	\$5,000	\$5,000	7/15/2014	7/15/2015
Boutique Window	5	2	\$10,000	\$2,192	7/15/2014	7/15/2015
Bulu Box	2	2	\$8,000	\$0	7/15/2014	7/15/2015
ConAgra Foods, Inc.	10	10	\$30,000	\$30,000	7/15/2014	7/15/2015
Yahoo	4	4	\$16,000	\$16,000	7/15/2014	7/15/2015
Premier Psychiatric Group	5	0	\$20,000	\$0	7/15/2014	7/15/2015
Stone Fin LLC	3	2	\$15,000	\$2,468	7/15/2014	7/15/2015
Nebraska Aluminum Castings, Inc.	1	1	\$5,000	\$5,000	7/15/2014	7/15/2015

Contract Number	Positions Approved	Positions Filled	Total Awarded	Expended	Contract Start	Contract End
Pacific Life Insurance Company	1	0	\$4,000	\$0	7/15/2014	7/15/2015
GolfStatus Inc.	1	1	\$3,000	\$3,000	7/15/2014	7/15/2015
Alliance Compensation and Benefits	3	0	\$15,000	\$0	7/15/2014	7/15/2015
J.Brasch Co., LLC	2	2	\$8,000	\$2,624	7/15/2014	7/15/2015
Kidwell, Inc.	3	3	\$15,000	\$6,503	7/15/2014	7/15/2015
OxBow Data Management Systems, LLC	2	2	\$10,000	\$5,000	9/15/2014	9/15/2015
ScanMed, LLC	5	1	\$25,000	\$5,000	9/15/2014	9/15/2015
Kawasaki Motors Mfg. Corp, USA	2	2	\$10,000	\$8,562	9/15/2014	9/15/2015
DataBank IMX	2	2	\$10,000	\$9,194	9/15/2014	9/15/2015
Smart Matter	1	1	\$2,000	\$1,688	9/15/2014	9/15/2015
Bearinger Tax & Accounting, LLC	1	1	\$3,500	\$1,732	9/15/2014	9/15/2015
Retirement Plan Consultants	1	0	\$5,000	\$0	9/15/2014	9/15/2015
Communication Systems Solutions, LLC	5	4	\$15,000	\$10,530	9/15/2014	9/15/2015
E Trustee Counselors, P.C., L.L.O.	1	1	\$2,000	\$1,365	9/15/2014	9/15/2015
Ballantyne Strong	2	0	\$10,000	\$0	9/15/2014	9/15/2015
Open for Business, LLC	3	2	\$4,500	\$479	9/15/2014	9/15/2015
Omaha Salvation Army	2	0	\$2,000	\$0	9/15/2014	9/15/2015
Vivayic, Inc.	2	2	\$10,000	\$5,508	9/15/2014	9/15/2015

InternNE Closed (continued)

Contract Number	Positions Approved	Positions Filled	Total Awarded	Expended	Contract Start	Contract End
West Corporation	5	5	\$20,000	\$16,725	9/15/2014	9/15/2015
Nebraska Bankers Association	1	1	\$5,000	\$4,518	9/15/2014	9/15/2015
Wealth Management LLC	1	0	\$3,500	\$0	9/15/2014	9/15/2015
Omaha Steel Castings Company, LLC	1	1	\$4,000	\$4,000	9/15/2014	9/15/2015
Oxbow Animal Health	1	0	\$1,500	\$0	9/15/2014	9/15/2015
NorthStar Financial Services Group, LLC	5	2	\$17,500	\$7,000	9/15/2014	9/15/2015
Thermo King	1	0	\$5,000	\$0	10/15/2014	10/15/2015
Nanonation, Inc.	2	2	\$5,000	\$4,362	10/15/2014	10/15/2015
Luisor LLC	1	0	\$5,000	\$0	10/15/2014	10/15/2015
Verde Martin	2	2	\$5,000	\$3,322	10/15/2014	10/15/2015
Hastings Economic Development Corporation	1	1	\$2,000	\$2,000	10/15/2014	10/15/2015
Central American Foods LLC	1	0	\$5,000	\$0	10/15/2014	10/15/2015
Global Opportunities Group, LLC	1	0	\$2,000	\$0	10/15/2014	10/15/2015
goidit LLC	1	1	\$3,000	\$3,000	10/15/2014	10/15/2015
Little Miss Fashion LLC	1	1	\$5,000	\$0	10/15/2014	10/15/2015
McChesney Martin Sagehorn, PC	2	2	\$10,000	\$8,222	10/15/2014	10/15/2015
The Pink Store, LLC	1	0	\$1,000	\$0	10/15/2014	10/15/2015
FuturesOne	8	1	\$12,000	\$0	10/15/2014	10/15/2015

Contract Number	Positions Approved	Positions Filled	Total Awarded	Expended	Contract Start	Contract End
Duncan Aviation	5	5	\$25,000	\$21,499	10/15/2014	10/15/2015
Integrow	1	1	\$1,500	\$0	11/15/2014	11/15/2015
BlabFeed	1	1	\$2,500	\$2,500	11/15/2014	11/15/2015
Argyle Octopus Press Inc.	2	1	\$5,000	\$2,500	11/15/2014	11/15/2015
The Minnow Project	3	2	\$12,000	\$7,263	11/15/2014	11/15/2015
Behavioral Health Specialists, Inc.	4	0	\$16,000	\$0	11/15/2014	11/15/2015
Ezenics, Inc.	2	2	\$10,000	\$3,354	11/15/2014	11/15/2015
State Farm Mark Emsick Insurance Agency, Inc.	1	1	\$1,500	\$951	11/15/2014	11/15/2015
Cinnamon Social, Inc.	1	1	\$1,500	\$1,257	11/15/2014	11/15/2015
Bland & Associates, P.C.	5	3	\$7,500	\$4,500	11/15/2014	11/15/2015
Bluestem Energy Solutions, LLC	1	1	\$3,000	\$873	11/15/2014	11/15/2015
Engineering Design Consultants, LLC	2	0	\$3,000	\$0	11/15/2014	11/15/2015
The Waldinger Corporation	2	2	\$2,000	\$2,000	11/15/2014	11/15/2015
Agrex, Inc.	3	0	\$10,500	\$0	11/15/2014	11/15/2015
BuilderTREND	5	5	\$25,000	\$13,293	11/15/2014	11/15/2015
Flexmag Industries	1	0	\$5,000	\$0	11/15/2014	11/15/2015
AgXcel	2	2	\$3,000	\$0	11/15/2014	11/15/2015
QA Technologies	1	1	\$2,500	\$2,500	11/15/2014	11/15/2015
BinMaster	2	2	\$2,000	\$1,000	11/15/2014	11/15/2015
	815	547	\$3,364,000	\$1,560,160		

Expanding existing businesses and attracting new businesses to Nebraska communities depends on strategy and timing that sometimes includes offering shovel-ready sites or unfinished buildings standing at the ready.

The purpose of the Site and Building Development Act, introduced in January 2011 and enacted in October 2011, is to help provide industrial-ready sites and buildings statewide in an all-out effort to create "conditions favorable to meeting the industrial readiness of the state."

To meet the conditions of Neb. Rev. Stat. §149, the Site and Building Development Act, the Department is required to develop a Qualified Action Plan by January 1 of each even-numbered calendar year.

The Qualified Action Plan sets forth the activities eligible for assistance under the Site and Building Development Act. These activities have been selected by the Department to further priorities which are appropriate to local conditions and the state's economy. Funding was focused on business recruitment and expansion projects that located or expanded in Nebraska. There was one application received for first priority projects or speculative site or building projects.

Site and building development projects approved during the 2015 calendar year have been included in the table below:

Approval Date	Recipient	Benefitting Business	Award Amount	Total Project Investment	Jobs Created
May 2015	Omaha Industrial Foundation	State Steel of Omaha, Inc.	\$100,000	\$426,934	10
June 2015	Economic Development Corporation of Buffalo County	Xpanxion, LLC	\$500,000	\$3,990,485	29
July 2015	Omaha Development Council, Inc.	Woodmen of the World Life Insurance Society	\$1,100,000	\$2,625,100	—
August 2015	Thomas County	Pearson's, Inc.	\$35,000	\$35,000	0
October 2015	Lincoln Chamber Economic Development Corporation	VM Innovations, Inc.	\$250,000	\$250,000	90
November 2015	Sarpy County Economic Development Corporation	HWY 50 Wastewater	\$74,700	\$74,700	—
November 2015	Southeast Nebraska Development, Inc.	Endicott Clay Products Company	\$500,000	\$500,000	8
Total			\$3,232,000		

The Nebraska Affordable Housing Trust Fund (NAHTF) enhances economic development in the state and provides safe, affordable housing for Nebraska's citizens. Funding is received from the revenue generated through the state's documentary stamp tax. A total of \$9,930,324 was deposited into the AHTF from January 1-December 31, 2015, which covers current obligations along with upcoming award allocations.

For the 2015 calendar year, NAHTF awarded \$7,824,510, which was matched by grantees with an additional \$2,283,698. These funds created housing opportunities as well as created employment positions.

194 housing units were created or improved with the 2015 NAHTF funds. Such units include new or rehabilitated multi-family or single family units. Many include improvements to owner occupied properties while new homebuyers were assisted as well. Current data shows that these units maintain an approximate 95% occupancy rate. A breakdown of projects completed in whole, or in part, with NAHTF funds begins on page 60. This breakdown includes those begun in 2015.

The economic development benefit afforded by the NAHTF includes the creation of 163.3 positions. These jobs may have been created at businesses that directly support the housing activities, including lenders, lumberyards, home supply stores, furniture stores, or at businesses that support the households of the tradesmen, such as grocery or retail stores. (This employment data is based on an employment multiplier from IMPLAN, an input/output model used to estimate the impact of economic activity).

Following is a sample of the success stories resulting from recently funded Nebraska Affordable Housing Trust Fund projects:

Duplex Project in Aurora Adds Needed Housing for Senior Living

Cottage Park II is a six-unit duplex project for seniors aged 55+. Each unit includes three bedrooms, two baths and approximately 1,360 sq. ft. Living rooms, kitchens and dining rooms have vaulted ceilings. The master bedroom has a cathedral ceiling, walk-in closet and spacious bath with walk-in shower. The guest bath has a tub/shower combo. Extra touches include crown molding throughout, larger base and casing.

Each unit has an attached single car garage that is finished, insulated and also includes an extra 6' X 10' storage area. Covered back porches are 6' X 11' accessed by a French door off the dining area. The Energy Star appliance package includes range/oven,





dishwasher, built-in microwave, fridge and washer/dryer.

The project was awarded funds from the NAHTF on 9/12/14, Release of Funds was on 10/24/14 and was constructed, completed and fully occupied by 6/30/15. All six units are NAHTF units constructed with \$800,000 of NAHTF funds and \$276,954 of leveraged funds.

Exteriors are landscaped with grass, plants/trees and underground irrigation. Siding is Hardie cement with brick accents. Exterior lighting is photocell controlled to turn on/off with darkness and sunlight.

Sidney Rental Housing Project Offers Four New NAHTF Program Units



Sidney's new 12-unit rental housing project consists of two attached buildings with six units in each building and was completed on September 1, 2015. Four of its 12 units (two 2-bedrooms and two 1-bedroom) are NAHTF units meeting certain affordability requirements including income restrictions, rent limitations and an affordability period.

Specifically, the four NAHTF units must be rented to households at or below 120% of the Area Median Income (AMI) and the length of period of affordability is five years.

The project officially started in March 2013 when Sidney's City Council first authorized the chief elected official to apply for the Nebraska Affordable Housing

Trust Fund (NAHTF) program and subsequently authorized the Mayor to apply to DED for a \$500,000 grant for a \$1.2 million construction loan, including the purchase of the site and construction of 12 rental housing units in the Cottonwood Addition.

The City was notified in January 2014 that it was awarded \$500,000 for the project.

The City then entered into an agreement with Grassland Apts, LLC (Jerry and Diane Steffens) to construct the 12 rental housing units, now known as the Grassland Apartments.

All NAHTF units have been occupied.

SENCA Program Helps Lale And Cindy Become Home Owners

A southeast Nebraska couple had been renting a home for seven years when they were notified that the home was going to be put up for sale. Lale and Cindy, both disabled and living on a fixed income, suddenly became unsure as to what the future would hold for them. Paying just \$350 a month for rent, they wondered if they could find a similar home for the same money. Concerned about what to do next, their daughter Tish recommended they contact the Southeast Nebraska Community Action Partnership, Inc. (SENCA). Tish told them to find out if they would qualify for any of SENCA's housing programs that were available to persons with low-to-moderate incomes.

Lale and Cindy did just that. They wanted to see if they could be the new owners of the current home they were renting. They worked with SENCA's housing program manager to complete an application and other necessary paperwork for the SENCA HOMES (Home Ownership Makes Economic Sense) program. The couple was also required to complete the SENCA Homebuyer Education program where they learned valuable information regarding the process of buying and maintaining a home of their own.

The home needed some repairs, like many of the older homes in Nebraska. Lale and Cindy qualified for the SENCA HOMES program which provided them a low-interest, deferred down-payment assistance loan and a housing rehab grant. The housing rehab grant allowed the home to become eligible for a first mortgage with a local lender.

Once approved for a first mortgage and the SENCA HOMES down-payment assistance, Cindy and Lale became homeowners. In the end, their mortgage payment ended up being \$64 a month less than what they had been paying for rent on the same home. Following the loan closing, SENCA assisted the couple through the housing rehab process to ensure needed repairs were completed. Improvements and repairs to the home included attic insulation, new exterior doors, interior doors, electrical upgrades, flooring, gutters and siding.

When asked if they would recommend the SENCA housing programs to others, Cindy replied, "Oh, Heavens yes! Without these programs offered through SENCA we may not have been able to purchase the property and keep our home."



Chadron Purchase Rehab Resale Projects



In the town of Chadron, pop. 5,787, High Plains CDC and partners made it a priority to revitalize multiple houses, which helped rejuvenate the community.

In 2014, High Plains CDC was awarded \$497,740 in NAHTF funds for home buyer Purchase Rehab Resale projects.

240 N Lake

This house, which had been unoccupied for two years, was purchased from the U.S. Department of Agriculture Rural Development. The house received plumbing work, new windows, doors, and flooring, and updated electrical wiring.

The Chadron State College Women's basketball team volunteered primed and painted the house's exterior. Pine Ridge Job Corps took out and reconstructed the front porch. A local masonry program reworked stonework on the front of the house and a fireplace. A local painting program painted the inside of the house.

A single mother and her three children who had moved to Chadron from Rapid City, S.D., purchased the home, which was within walking distance of the upper elementary school.

A guaranteed loan with RD and Farmers State Bank and Westgate Bank, and \$5,000 closing cost assistance from High Plains CDC helped the single mother become a homeowner.

318 Shelton

Built in 1903, this home had served families throughout the years, until its deteriorating condition led to it sitting idle for several years. A couple of women finally bought it with the goal of turning it into a private counseling practice.

When High Plains CDC later purchased the house, it removed a kitchen pantry to enlarge and update the bathroom. The house received a completely new kitchen, windows, doors, flooring, and a new HVAC system as it previously had electric baseboard heat. Local contractors did the work. CSC's basketball team primed the interior of the house. Pine Ridge Job Corps had 3 different programs working on it, the cement class, the masonry class and the painting class, all taught by different instructors.

The house was sold to a single man who worked for a local electrician.

A loan through Security First Bank and \$5,000 in closing cost assistance from High Plains CDC allowed him to go from renter to homeowner.

Pender's Logan Valley Cottages – Trust Fund Rentals

Logan Valley Cottages consist of one duplex (two units) located at 507 Ivan Street and one triplex (three units) located at 601-603 McCabe Street, Pender, Nebraska, population 1,035. The units are owned and managed by the Pender Community Development, (PCD).

Each unit has approximately 1,393 square feet of living space, attached garage, storm shelter, washer, dryer, range, refrigerator, dishwasher, garbage disposal, microwave and garage door opener. Lawn care, snow removal, water, sewer and trash pick-up will be provided by owner. All other utilities will be paid by the tenant. All five units are two bedroom apartments set aside for households earning at or below 120% of AMI. The interest in the units has been steady and people in the community who currently own a home are considering these units as a way to downsize. This, in turn, will improve the housing stock availability for younger families. All of the units are handicapped adaptable and meet visit-ability standards. One unit meets all requirements for Uniform Federal Accessibility Standards (UFAS).

With the completion of construction in late 2015, the rent up began. The 120% of AMI limit opened the door for more people to consider these apartments. This project definitely fills a need for the community. The community, like several in the area, has an aging demographic, therefore there is an increased interest from people to down size from their single family homes. A housing study completed in 2010 forecasted the need for additional housing in the community. DED funds have allowed additional housing to become a reality. This project may help free up larger homes occupied by a couple or single occupant to allow families to locate in Pender.

The total project cost for Logan Valley Cottages was \$814,450. Of this amount, \$732,950 was funded with Nebraska Affordable Housing Trust Funds and \$81,500 as a conventional bank loan.

Pender is excited about what these additional housing units bring to the area. Five years after these units have been fully occupied, all rent and income restrictions could cease. PCD could choose to either lease the five apartments as market rate units, or keep them reserved for low-income-tenants – whatever works best for the community. The future potential for flexibility with these five units is a bonus for the community of Pender.

PCD and Pender are grateful to DED for this program. For the past ten years, the community has been working on various ways to build affordable rental units for potential residents. With the tremendous assistance received from DED, PCD was able to provide affordable housing as well as build the units on residential lots that had been vacant for



years. This is definitely a sound project that has provided many benefits to area residents. PCD looks forward to working with DED on future projects.

Loup City's Sunset Cottages – Trust Fund Rentals

Sunset Cottages consist of one duplex and one tri-plex (five units) located at K and 11th Streets in Loup City, Nebraska, population 1,020. The units are owned and managed by Sherman County Economic Development, Inc. (SCED, Inc.)

Each unit has approximately 1,393 square feet of living space, an attached garage, storm shelter, washer, dryer, range, refrigerator, dishwasher, garbage disposal, microwave and garage door opener. Lawn care, snow removal, water, sewer and trash pick-up will be provided by owner. All other utilities will be paid by the tenant.

All five units are two bedroom apartments for households with at least one member who is 55 and older. For the first five years of occupation, households must income qualify and earn at or below 120% of AMI. For those 55 and older who qualify, these units are offering maintenance free living that is affordable. Tenants who have talked to the management office are excited about giving up yard work and maintenance on their homes. Interested households like the layout and believe these units will be safer for them to continue to live independently for a longer time. All of the units are handicapped adaptable and meet visit-ability standards.

With the completion of construction in late 2015, interest in the units has definitely increased this spring. One household has been approved for move-in and three more applications are being processed and look like they will also qualify soon.

Marketing these units has peaked interest from other families looking for affordable, quality housing in Loup City. It is anticipated that when the five households (55 and older) move into the NAHTF units, the single family homes will open up as affordable housing for other families to move into.

The total project cost for Sunset Cottages is \$796,450. Of this amount, \$716,750 was funded with Nebraska Affordable Housing Trust Funds and \$67,700 is in the form of a conventional bank loan. \$2,000 has also been invested as a donation from SCED, Inc. and \$10,000 has been invested as a grant from

the Sherman County Community Foundation.

Loup City is very excited about what these additional housing units bring to the area. Five years after these units have been fully occupied, all rent and income restrictions on these units could cease. SCED, Inc. could choose to either lease the five apartments as market rate units or keep them reserved for low-income tenants – whatever works best for the community. In addition, after five years if SCED, Inc. determines that the need in the community is greater for households other than elderly it can eliminate the elderly designation and lease the units with no age restrictions. The future potential for flexibility with these five units is a bonus for the community of Loup City.

SCED, Inc. and Loup City are grateful to DED for this program which brings affordable housing to small communities that don't always have the resources to qualify for many of the other housing programs. This program is a perfect fit for the community.



Attractive, functioning homes make towns more presentable to visitors, improve the quality of life, and increase economic stability. Most importantly though, keeping homes up to standards gives residents safe, comfortable and great places to live in.



Nebraska Affordable Housing Trust Fund 2015

Contract Number	Recipient	Location(s)	Award Amount	Leveraged Funds	Units Projected/ Completed	Employment Generated	Community Investment
15TFHO15038	City of Fremont	Fremont	\$349,994	\$0	11	5.9	\$616,171
15TFHO16056	City of Syracuse	Syracuse	\$420,988	\$0	15	7.0	\$741,158
15TFHO27047	City of Omaha	Omaha	\$500,000	\$340,000	17	14.1	\$1,478,837
15TFHO27060	Habitat for Humanity	Omaha	\$225,000	\$0	15	3.8	\$396,117
15TFHO34019	City of Wood River	Wood River	\$321,240	\$29,500	10	5.9	\$617,485
15TFHO36007	Blue Valley Community Action, Inc.	Butler, Fillmore, Gage, Jefferson, Polk, Saline, Seward, Thayer & York counties	\$420,240	\$13,500	13	7.3	\$763,608
15TFHP15044	Norfolk Area Habitat for Humanity	Norfolk	\$222,904	\$104,820	2	5.5	\$576,965
15TFHP18040	NeighborWorks Lincoln	Lincoln	\$472,492	\$0	18	7.9	\$831,831
15TFHP18041	NeighborWorks Lincoln	Lincoln	\$483,495	\$0	6	8.1	\$851,202
15TFHP27050	City of Omaha	Omaha	\$500,000	\$370,000	7	14.6	\$1,531,652
15TFHP27058	Habitat for Humanity	Omaha	\$500,000	\$450,000	16	15.9	\$1,672,494
15TFHP27059	Habitat for Humanity	Omaha	\$500,000	\$250,000	16	12.6	\$1,320,390
15TFHP32030	Central Nebraska Economic Development, Inc.	Blaine, Boyd, Brown, Cherry, Custer, Garfield, Greeley, Holt, Keya Paha, Loup, Rock, Sherman, Valley & Wheeler counties	\$187,040	\$12,000	8	3.3	\$350,414
15TFHP33023	Southwest Nebraska Community Betterment Corporation	Chase, Dundy, Hayes, Hitchcock & Perkins counties	\$139,840	\$13,500	7	2.6	\$269,958
15TFHP33037	Career Services	Cities of Lexington, Cozad & Gothenburg	\$486,239	\$210,914	10	12	\$1,227,352
15TFHP33053	Lincoln County CDC	North Platte	\$281,740	\$70,000	4	6	\$619,245
15TFHP35028	Wakefield	Wakefield	\$356,759	\$25,997	2	6	\$673,849
15TFHP36009	Blue Valley Community Action, Inc.	Butler, Fillmore, Gage, Jefferson, Polk, Saline, Seward, Thayer & York counties	\$429,039	\$16,000	12	7	\$783,500

Contract Number	Recipient	Location(s)	Award Amount	Leveraged Funds	Units Projected/ Completed	Employment Generated	Community Investment	
15TFRH16062	Nebraska Housing Developers Association	David City	\$787,500	\$264,807	5	18	\$1,852,607	
15TFTA18039	Neighborworks Lincoln	Lincoln	\$60,000	\$0	N/A			
15TFTA18051	Nebraska Housing Developers Association	State-wide	\$60,000	\$3,000	N/A			
15TFTA33027	Career Services	Dawson County	\$60,000	\$99,660	N/A			
15TFTA36008	Blue Valley Community Action, Inc.	Butler, Fillmore, Gage, Jefferson, Polk, Saline, Seward, Thayer & York counties	\$60,000	\$10,000	N/A			
			Award Amount	Leveraged Funds	Units Completed		Community Investment	
			Amount	\$7,215,575	\$7,077,850	194	163	\$17,174,835

*2015 Deposited Revenue: \$9,930,324

Occupancy Rate: The 2015 projects are in process of construction. Once completed, occupancy rate is anticipated to be at or above 93 percent.

*As reported in NIS, between July 1, 2012 and June 30, 2014 excluding interest deposits

Nebraska Affordable Housing Trust Fund 2014

Contract Number	Recipient	Location(s)	Award Amount	Leveraged Funds	Units Projected/ Completed	Employment Generated	Community Investment
14TFHO3C017	Nebraska Housing Developers	State-wide: Keya Paha, Boyd, Brown, Rock, Holt, Blaine, Loup, Garfield, Wheeler, Custer, Valley, Greeley, Sherman, Howard, Merrick, Hamilton, Dawson, Buffalo, Hall, Gosper, Phelps, Kearney, Adams, Furnas, Harlan & Franklin counties	\$310,000	\$0	10	5.1	\$535,903
14TFHO3S018	City of Humboldt	Humboldt	\$166,485	\$0	5	2.7	\$287,806
14TFHO7074	City of Omaha	Omaha	\$472,000	\$320,000	16	12.9	\$1,369,145
14TFHP01016	Neighborworks Northeast NE	Colfax, Cuming, Madison, Pierce, Platte, Stanton & Wayne counties	\$500,000	\$75,000	15	9.4	\$994,013
14TFHP01042	NeighborWorks Lincoln	Lincoln	\$442,252	\$0	13	7.2	\$764,529
14TFHP3005	High Plains Community Development Corporation	Chadron & Alliance	\$497,740	\$77,300	3	9.4	\$994,082
14TFHP7072	City of Omaha	Omaha	\$483,800	\$370,000	6	13.9	\$1,475,980
14TFHP7073	City of Omaha	Omaha	\$483,800	\$938,200	8	23.2	\$2,458,237
14TFHP7076	Habitat for Humanity	Omaha	\$450,000	\$1,592,550	15	33.3	\$3,530,993
14TFHP7077	Habitat for Humanity	Omaha	\$500,000	\$2,990,000	25	0.0	\$0
14TFRH01028	Pender Community Development	Pender, Wakefield & Thurston counties	\$732,950	\$81,500	5	13.3	\$1,407,954
14TFRH01038	City of Madison	Madison	\$599,798	\$303,600	12	14.7	\$1,561,720
14TFRH3C029	Sherman County	Loup City	\$716,750	\$79,700	5	13.0	\$1,376,838
14TFRH3C034	Aurora Housing Development Corp.	Aurora	\$800,000	\$250,000	6	17.1	\$1,815,154
14TFTA7080	Habitat for Humanity	Omaha	\$60,000	\$0	N/A	1.0	\$103,723
14TFDH069	NED, Inc.	Cuming, Stanton & Thurston counties	\$320,000	\$0	27	5.20	\$548,713

Contract Number	Recipient	Location(s)	Award Amount	Leveraged Funds	Units Projected/ Completed	Employment Generated	Community Investment
14TFDH070	Blue Valley Community Action, Inc.	Fillmore, Jefferson & York counties	\$160,000	\$0	14	2.60	\$274,356
14TFDH071	Southeast NE Affordable Housing Council	Saunders, Seward & Lancaster counties	\$160,000	\$0	14	2.60	\$274,356
14TFTA3N004	Wayne Community Housing	Burt, Cuming, Dodge, Thurston, Washington & Wayne counties	\$60,000	\$99,211	N/A	2.60	\$273,003
14TFTA3C036	South Central Economic Development District	Burt, Cuming, Dodge, Thurston, Washington & Wayne counties	\$60,000	\$7,000	N/A	1.10	\$114,886
14TFTA3N026	Nehi, Inc.	Antelope, Cedar, Dakota, Dixon, Knox & Pierce counties	\$60,000	\$28,844	N/A	1.40	\$152,343
14TFTA3W048	McCook Economic Dev. Corp.	McCook	\$60,000	\$7,000	N/A	1.10	\$114,886
14TFTA3C002	Central Nebraska Community Services, Inc.	Sherman, Merrick, Brown, Greeley, Holt & Hall counties	\$60,000	\$4,483	N/A	1.00	\$110,570
			Award Amount	Leveraged Funds	Units Completed	Employment Generated	Community Investment
			Amount	\$7,215,575	\$7,077,850	144	176
							\$18,676,076

*2014 Deposited Revenue: \$7,787,400

Occupancy Rate: The 2014 projects are in process of construction. Once completed, occupancy rate is anticipated to be at or above 93 percent.

*As reported in NIS, between July 1, 2012 and June 30, 2014 excluding interest deposits

Nebraska Affordable Housing Trust Fund 2013

Contract Number	Recipient	Location(s)	Award Amount	Leveraged Funds	Units Projected/ Completed	Employment Generated	Community Investment
13TFTA1002	High Plains Community Development Corporation	Box Butte, Dawes, Sheridan & Sioux counties	\$30,000	\$20,000	NA	0.8	\$85,308
13TFHP1025	Western Nebraska Housing Opportunity	Scottsbluff	\$444,600	\$32,000	4	7.7	\$813,155
13TFHO1039	Community Action Partnership of Western Nebraska	Banner, Cheyenne, Deuel, Garden, Kimball, Morrill & Scotts Bluff counties	\$337,000	\$53,075	14	6.3	\$665,530
13TFTA1045	Community Action Partnership of Mid-Nebraska	Banner, Cheyenne, Deuel, Garden, Kimball, Morrill & Scotts Bluff counties	\$30,000	\$5,000	NA	0.6	\$59,716
13TFRH1074	City of Sidney	Sidney	\$500,000	\$0	4	7.9	\$839,505
13TFHO2019	Central Nebraska Economic Development, Inc.	Blaine, Boyd, Brown, Cherry, Custer, Greeley, Garfield, Hamilton, Holt, Howard, Keya Paha, Loup, Merrick, Rock, Sherman, Valley & Wheeler counties	\$188,000	\$0	6	3.0	\$320,758
13TFHP2020	Midwest Housing Initiatives, Inc.	Broken Bow	\$432,000	\$172,500	6	9.8	\$1,031,373
13TFTA3014	Southwest Nebraska Community Betterment Corporation	Perkins, Chase, Dundy, Hayes & Hitchcock counties	\$30,000	\$0	NA	0.5	\$51,185
13TFHP3036	McCook Economic Dev. Corp.	McCook	\$300,000	\$4,500	3	4.9	\$519,525
13TFTA3046	West Central Nebraska Dev. Dist.	Grant, Hooker, Thomas, Arthur, McPherson, Logan, Keith, Perkins, Lincoln, Dawson, Chase, Hayes, Frontier, Gosper, Dundy, Hitchcock, Red Willow & Furnas counties	\$30,000	\$5,000	NA	0.6	\$59,716

Contract Number	Recipient	Location(s)	Award Amount	Leveraged Funds	Units Projected/ Completed	Employment Generated	Community Investment
13TFHO4009	Community Action Partnership of Mid-Nebraska	Buffalo, Franklin, Harlan, Kearney & Phelps counties	\$226,122	\$0	8	3.6	\$385,800
13TFTA4010	Community Action Partnership of Mid-Nebraska	Buffalo, Franklin, Frontier, Furnas, Gosper, Harlan, Kearney, Phelps & Red Willow counties	\$30,000	\$0	NA	0.5	\$51,185
13TFRH4023	St. Paul Housing Authority	St. Paul	\$443,050	\$0	3	7.1	\$755,914
13TFRH4026	Central Nebraska Community Services, Inc.	Cities of Loup City, Central City, O'Neill, Cairo, Ainsworth & Greeley	\$357,628	\$0	24	5.8	\$610,170
13TFTA4032	Housing Development Corporation - Hastings	Adams, Clay, Hall, Nuckolls & Webster counties	\$30,000	\$35,000	NA	1.0	\$110,900
13TFHP5015	Wayne Community HDC	Burt, Cuming, Dodge, Thurston, Washington & Wayne counties	\$295,000	\$676,000	8	15.7	\$1,656,681
13TFTA5022	Neighborworks Northeast Nebraska	Colfax, Cuming, Madison, Pierce, Platte, Stanton & Wayne counties	\$30,000	\$89,500	NA	1.9	\$203,886
13TFTA5027	Coalition for a Better Community	Walthill	\$30,000	\$5,694	NA	0.6	\$60,900
13TFHP5034	Three Rivers HDC	Lyons	\$395,300	\$0	3	6.4	\$674,445
13TFTA5035	Three Rivers Housing	Burt, Cuming, Dodge & Washington counties	\$30,000	\$10,000	NA	0.6	\$68,246
13TFHP6003	Fillmore County	Fillmore county	\$229,120	\$0	8	3.7	\$390,915
13TFTA6004	Blue Valley Community Action	Butler, Fillmore, Gage, Jefferson, Polk, Saline, Seward, Thayer & York counties	\$30,000	\$2,500	NA	0.5	\$55,450
13TFHO6005	Blue Valley Community Action	Fillmore, Gage, Jefferson, Saline, Thayer & York counties	\$200,000	\$0	7	3.2	\$341,232

Nebraska Affordable Housing Trust Fund 2013

Contract Number	Recipient	Location(s)	Award Amount	Leveraged Funds	Units Projected/ Completed	Employment Generated	Community Investment
13TFHP6006	Blue Valley Community Action	Fillmore, Gage, Jefferson, Saline, Thayer & York counties	\$300,000	\$0	8	4.8	\$511,848
13TFTA8021	Nebraska Housing Developers	State-wide	\$30,000	\$10,000	NA	0.6	\$68,246
13TFHP8049	NeighborWorks Lincoln	Lincoln	\$221,300	\$0	16	3.6	\$377,573
13TFTA8051	NeighborWorks Lincoln	Lincoln	\$30,000	\$60,000	NA	1.5	\$153,554
			Award Amount	Leveraged Funds	Units Completed	Employment Generated	Community Investment
Amount			\$4,754,520	\$1,128,769	118	95	\$10,024,253

*2013 Deposited Revenue: \$7,787,400

Occupancy Rate: The 2013 projects are in process of construction. Once completed, occupancy rate is anticipated to be at or above 93 percent.

*As reported in NIS, between July 1, 2012 and June 30, 2013 excluding interest deposits

Nebraska Affordable Housing Trust Fund 2012

Contract Number	Recipient	Location(s)	Award Amount	Leveraged Funds	Units Projected/ Completed	Employment Generated	Community Investment
12TFTA3011	Lincoln County CDC	Villages of Brady, Curtis, Hershey, Maxwell, Sutherland, Wallace & Wellfleet; City of North Platte	\$25,000	\$94,000	NA	1.8	\$192,654
12TFTA2030	Central Nebraska Economic Development, Inc.	Blaine, Boyd, Brown, Cherry, Custer, Greeley, Garfield, Hamilton, Holt, Howard, Keya Paha, Loup, Merrick, Rock, Sherman, Valley & Wheeler counties	\$25,000	\$20,000	NA	0.7	\$72,852
12TFTA6004	Southeast Nebraska Community Action	Cass, Johnson, Nemaha, Otoe, Pawnee, Richardson & Sarpy counties	\$25,000	\$2,500	NA	0.4	\$44,521
12TFTA5037	Ho-Chunk CDC	Winnebago	\$25,000	\$2,500	NA	0.4	\$44,521

Contract Number	Recipient	Location(s)	Award Amount	Leveraged Funds	Units Projected/ Completed	Employment Generated	Community Investment
12TFRH2032	Village of Wolbach	Wolbach	\$126,795	\$0	4	1.9	\$205,274
12TFRH2031	Central Nebraska Economic Development, Inc.	Blaine, Boyd, Brown, Cherry, Custer, Garfield, Greeley, Hamilton, Holt, Howard, Keya Paha, Loup, Merrick, Rock, Sherman, Valley & Wheeler counties	\$150,780	\$0	5	2.3	\$244,104
12TFRH2029	Stuart Village Manor	Stuart	\$255,000	\$89,224	2	5.3	\$557,278
12TFRH5034	City of Norfolk	Norfolk	\$501,905	\$422,620	7	14.2	\$1,496,751
12TFRH3012	Lincoln County CDC	North Platte	\$195,040	\$31,540	4	3.5	\$366,820
12TFHP5051	City of Columbus	Columbus	\$500,000	\$223,000	9	11.1	\$1,170,494
12TFHO6002	Southeast Nebraska Community Action	Johnson, Nemaha, Pawnee & Richardson counties	\$400,000	\$40,000	14	6.7	\$712,334
12TFHP1010	Western Nebraska Housing Opportunities	Cities of Gering & Scottsbluff; Scotts Bluff county	\$134,000	\$25,000	35	2.4	\$257,412
12TFHP1009	Village of Gering	Gering	\$465,000	\$448,500	5	14	\$1,478,903
12TFHP1035	High Plains CDC	Dawes, Sheridan, Sioux, Box Butte & Morrill counties	\$75,000	\$0	12	1.1	\$121,421
12TFHP6005	City of Seward	Seward county	\$349,000	\$840,000	14	18.2	\$1,924,921
12TFHP6016	Thayer County Development Alliance	Thayer county	\$157,500	\$300,000	5	7	\$740,665
12TFHP6006	Southeast Nebraska Community Action	Cass, Johnson, Nemaha, Otoe, Pawnee, Richardson & Sarpy counties	\$400,000	\$710,500	15	17	\$1,797,834

Nebraska Affordable Housing Trust Fund 2012 (continued)

Contract Number	Recipient	Location(s)	Award Amount	Leveraged Funds	Units Projected/ Completed	Employment Generated	Community Investment
12TFHP5017	Northeast Economic Development, Inc.	Burt, Cedar, Colfax, Cuming, Dakota, Dodge, Dixon, Rural Douglas, Madison, Pierce, Platte, Stanton, Thurston, Washington & Wayne counties	\$365,800	\$110,000	4	7.3	\$770,292
12TFHP3052	Southwest Nebraska Community Betterment Corporation	Imperial, Wauneta & Grant	\$95,650	\$0	4	1.5	\$154,852
12TFHP7059	City of Omaha	Omaha	\$850,000	\$0	18	13.5	\$1,428,845
12TFHO7058	City of Omaha	Omaha	\$400,000	\$0	20	6.4	\$672
			Award Amount	Leveraged Funds	Units Completed	Employment Generated	Community Investment
Amount			\$5,521,470	\$3,359,384	177	136	\$13,783,420

2012 Deposited Revenue: \$6,849,682*

Occupancy Rate: The 2012 projects are in process of construction. Once completed, occupancy rate is anticipated to be at or above 95 percent.

*July 1, 2012 through June 30, 2012 as Reported in NIS

Nebraska Affordable Housing Trust Fund 1998-2011

Contract Number	Recipient	Location(s)	Award Amount	Leveraged Funds	Units Projected/ Completed	Employment Generated	Community Investment
98HO103	Panhandle Community Services	Sidney	\$336,000	\$2,730,513	83	46.9	\$4,653,318
98HO104	Scottsbluff Terrytown Gering CDC	Scottsbluff	\$243,000	\$1,123,954	15	23.4	\$2,372,052
98HO203	Village of Johnstown	Johnstown	\$143,250	\$256,750	14	9.2	\$669,264
98HO206	City of Loup City	Loup City	\$143,250	\$822,428	4	13.6	\$1,336,047

Contract Number	Recipient	Location(s)	Award Amount	Leveraged Funds	Units Projected/ Completed	Employment Generated	Community Investment
98HO304	Gothenburg Housing Development Corporation	Gothenburg	\$234,212	\$1,332,083	43	20.6	\$2,319,195
98HO305	Mid-Nebraska Community Services	Imperial	\$125,810	\$407,820	5	10.1	\$948,695
98HO404	Central Nebraska Goodwill Housing	Grand Island	\$47,516	\$546,300	16	10.2	\$1,072,414
98HO407	City of St. Paul	St. Paul	\$150,000	\$716,000	14	11.9	\$1,229,268
98HO409	City of Grand Island	Grand Island	\$100,000	\$124,441	1	3.9	\$405,334
98HO510	Progress Corporation Oakland	Oakland	\$148,500	\$320,700	8	7.8	\$348,252
98HO511	Allen Development Group	Allen	\$53,800	\$105,000	2	1.8	\$201,090
98HO513	Village of Winslow	Winslow	\$104,000	\$296,000	14	9.1	\$779,676
98HO514	City of Tilden	Tilden	\$200,000	\$0	21	4.8	\$406,794
98HO523	Leigh & Snyder Housing Corporation	Leigh & Snyder	\$107,000	\$759,473	16	13.3	\$1,405,608
98HO612	Gage County Economic Development Corp.	Beatrice	\$239,490	\$1,324,750	44	23.2	\$2,364,326
98HO613	Southeast Nebraska Community Action	Nebraska City	\$158,340	\$1,399,390	42	23.5	\$2,457,853
98HO614	Catholic Charities	David City	\$50,000	\$975,006	16	13.9	\$1,524,548
98HO615	Auburn Affordable Housing	Auburn	\$220,000	\$1,087,202	3	17.4	\$1,968,544

Nebraska Affordable Housing Trust Fund 1998-2011 (continued)

Contract Number	Recipient	Location(s)	Award Amount	Leveraged Funds	Units Projected/ Completed	Employment Generated	Community Investment
98HO701	Housing and Neighborhood Developers	Omaha	\$77,500	\$708,309	14	13.8	\$1,597,429
98HO702	Holy Name Housing Corporation	Omaha	\$88,600	\$1,888,153	50	34.7	\$4,018,433
98HO703	South Omaha Affordable Housing Corp.	Omaha	\$41,936	\$1,542,457	18	27.8	\$3,220,826
98HO705	Omaha Economic Development Corporation	Omaha	\$57,000	\$2,314,330	18	41.6	\$4,820,548
98HO706	Omaha 100, Inc.	Omaha	\$125,000	\$141,000	55	4.7	\$540,736
98HO708	Bethpage, Inc.	Omaha	\$100,000	\$1,878,109	16	34.7	\$4,021,190
98HO709	Mount Moriah Missionary Baptist Church Dev. Corp.	Omaha	\$61,704	\$3,255,261	64	77.1	\$8,013,521
98HO710	South Omaha Affordable Housing Corporation	Omaha	\$38,000	\$1,786,600	19	32.0	\$3,709,130
98HO711	South Omaha Affordable Housing Corporation	Omaha	\$33,600	\$1,984,861	21	35.4	\$4,103,218
98HO806	City of Lincoln	Lincoln	\$257,324	\$2,968,000	33	58.0	\$6,189,168
98HO902	Native Council on Economic and CD	Macy	\$76,500	\$0	20	1.0	\$109,355
98HO903	Winnebago Tribe	Winnebago	\$72,955	\$561,000	12	2.3	\$243,551
99TF102	City of Scottsbluff	Scottsbluff	\$200,000	\$26,000	9	5.3	\$466,475
99TF202	Burwell Housing Authority	Burwell	\$180,000	\$447,509	9	8.2	\$880,786
99TF204	Village of Scotia	Scotia	\$195,000	\$17,000	19	4.2	\$341,618

Contract Number	Recipient	Location(s)	Award Amount	Leveraged Funds	Units Projected/ Completed	Employment Generated	Community Investment
99TF207	City of Bassett	Bassett	\$90,000	\$255,000	5	4.7	\$486,531
99TF209	Central Nebraska Community Services, Inc.	Boyd, Brown, Holt, Keya Paha & Rock counties	\$305,000	\$370,200	19	9.2	\$930,767
99TF301	SW NE Community Betterment Corporation	Grant	\$150,000	\$497,000	6	8.0	\$924,043
99TF302	Mid-Nebraska Community Services	Imperial	\$190,000	\$21,033	2	3.4	\$358,792
99TF305	McCook Economic Dev. Corp.	McCook	\$459,361	\$1,337,544	12	28.2	\$2,879,099
99TF306	Cambridge Housing Authority	Cambridge	\$235,620	\$962,963	16	22.5	\$2,112,117
99TF401	Harvard Townhouse, Inc.	Harvard	\$200,000	\$437,750	8	8.1	\$926,528
99TF402	Orleans Housing Authority	Orleans	\$142,073	\$317,980	6	6.3	\$645,314
99TF403	Central City Housing Authority	Central City	\$217,712	\$1,087,224	16	17.4	\$1,959,452
99TF404	Autumn Village, Inc.	Kearney	\$65,419	\$877,500	15	15.1	\$1,603,123
99TF406	City of Holdrege	Holdrege	\$200,000	\$60,277	7	5.2	\$479,634
99TF501	Tilden Housing Development Corporation	Tilden	\$190,000	\$601,992	7	13.4	\$1,380,160
99TF507	Building Futures II, Inc.	Norfolk	\$28,985	\$591,400	10	10.6	\$1,081,112
99TF509	Village of Clearwater	Clearwater	\$400,000	\$348,129	29	10.0	\$1,059,381
99TF514	Village of Leigh	16 counties in Northeast Nebraska	\$300,000	\$49,500	35	5.4	\$566,965

Nebraska Affordable Housing Trust Fund 1998-2011 (continued)

Contract Number	Recipient	Location(s)	Award Amount	Leveraged Funds	Units Projected/ Completed	Employment Generated	Community Investment
99TF515	Woodland Park Housing Authority	Stanton county	\$400,000	\$36,000	4	5.3	\$613,537
99TF517	Elkhorn Valley CDC	Norfolk	\$210,000	\$1,300,000	17	25.7	\$2,631,394
99TF601	Blue Valley Community Action	Beatrice	\$250,000	\$1,747,000	34	28.6	\$3,013,474
99TF602	Osceola Shelby Housing I, Limited Partnership	Osceola & Shelby	\$270,000	\$718,700	12	11.9	\$1,376,613
99TF603	Southeast Nebraska Affordable Housing Council	8 counties in Southeast Nebraska	\$400,000	\$1,408,000	12	32.9	\$3,248,912
99TF604	Southeast Nebraska Affordable Housing Council	Plattsmouth	\$190,752	\$457,332	6	11.8	\$1,164,584
99TF609	Southeast Nebraska Affordable Housing Council	Seward	\$473,464	\$1,348,103	12	24.7	\$2,756,730
99TF610	Gage County Economic Development Corporation	Beatrice	\$437,176	\$1,382,466	12	26.1	\$2,745,840
99TF612	City of Seward	Seward	\$215,000	\$898,863	14	15.1	\$1,685,703
99TF701	Christmas in April - Omaha	Omaha	\$146,000	\$79,000	79	5.1	\$543,392
99TF706	City of Omaha	Omaha	\$500,000	\$4,770,000	6	89.4	\$10,692,415
99TF708	Immanuel Elderly Housing	Omaha	\$250,000	\$4,139,777	50	74.5	\$8,906,511
99TF801	Christmas in April - Lincoln	Lincoln	\$33,000	\$31,833	8	1.5	\$147,502
99TF802	City of Lincoln	Lincoln	\$200,000	\$207,000	11	9.6	\$925,968

Contract Number	Recipient	Location(s)	Award Amount	Leveraged Funds	Units Projected/ Completed	Employment Generated	Community Investment
99TF803	Lincoln Action Program	Lincoln	\$80,000	\$178,000	16	4.5	\$563,693
99TFPD102	Scotts Bluff County Housing Authority	Scotts Bluff county	\$15,650	\$0	NA	0.6	\$35,699
99TFPD602	Southeast Nebraska Affordable Housing Council	Plattsmouth	\$10,000	\$1,000	NA	0.4	\$22,004
99TFPD603	Nemaha County Economic Development Alliance	Nemaha	\$9,000	\$1,000	NA	0.4	\$18,639
99TFPD606	23 Preservation Foundation	Fairbury	\$20,000	\$0	NA	0.9	\$38,223
99TFPD702	Community Housing and Services Corporation	Omaha	\$20,000	\$172,245	NA	7.7	\$533,432
99TFPD801	Daywatch	Lincoln	\$20,000	\$2,000	NA	1.0	\$55,501
99TFTA101	High Plains Community Development Corporation	Dawes, Sheridan, Sioux & Box Butte counties	\$27,785	\$27,785	NA	2.1	\$95,323
99TFTA201	Central Nebraska Community Services, Inc.	Loup City	\$16,823	\$0	NA	0.6	\$25,711
99TFTA401	Mid-Nebraska Community Services	Kearney	\$25,000	\$66,417	NA	5.1	\$180,465
99TFTA501	Wayne County HDC	Wayne	\$4,540	\$2,412	NA	0.3	\$13,283
99TFTA504	Northeast Housing Initiative	Cedar, Dixon & Pierce counties	\$26,980	\$27,200	NA	0.7	\$76,242
99TFTA505	Three Rivers Development Corp (Burt/ Washington County CHDO)	Tekamah	\$25,000	\$0	NA	0.7	\$51,546

Nebraska Affordable Housing Trust Fund 1998-2011 (continued)

Contract Number	Recipient	Location(s)	Award Amount	Leveraged Funds	Units Projected/ Completed	Employment Generated	Community Investment
99TFTA601	Blue Valley Community Action	Fairbury	\$25,000	\$3,571	NA	1.3	\$54,604
99TFTA602	Blue Valley Community Action	Fairbury	\$25,000	\$95,648	NA	5.3	\$230,578
99TFTA701	Omaha 100, Incorporated	Omaha	\$25,000	\$141,000	NA	6.5	\$460,195
99TFTA702	Omaha Economic Development Corporation	Omaha	\$25,000	\$25,000	NA	2.0	\$138,613
99TFTA703	South Omaha Affordable Housing Corporation	Omaha	\$25,000	\$98,622	NA	4.9	\$312,712
99TFTA704	Family Housing Advisory Services	Omaha	\$25,000	\$179,400	NA	8.1	\$566,651
99TFTA712	Housing and Neighborhood Developers	Omaha	\$24,000	\$139,500	NA	6.4	\$453,264
99TFTA802	Nebraska Association of CHDOs	State-wide	\$25,000	\$67,772	NA	4.4	\$232,429
99TFTA902	Nee-Shock-Ha-Chee CDC	Winnebago	\$30,872	\$80,163	NA	2.2	\$177,193
00TFATP001	GPPVA Education Center	State-wide	\$200,000	\$0	12	4.8	\$482,438
00TFHP102	Panhandle Community Services	Cheyenne county	\$142,494	\$1,294,000	2	22.0	\$2,179,825
00TFHP103	High Plains CDC	Dawes, Sheridan, Sioux & Box Butte counties	\$158,500	\$37,425	14	7.4	\$336,083
00TFHP201	CORE Development	Holt county	\$250,000	\$167,500	18	7.8	\$684,987
00TFHP203	City of Sargent	Villages of Merna, Anselmo, Comstock & Sargent	\$400,000	\$36,000	12	14.2	\$1,441,408

Contract Number	Recipient	Location(s)	Award Amount	Leveraged Funds	Units Projected/ Completed	Employment Generated	Community Investment
00TFHP301	City of Imperial	Imperial	\$52,600	\$157,800	1	4.0	\$374,052
00TFHP303	SW NE Community Betterment Corporation	Chase, Dundy, Hayes, Hitchcock & Perkins counties	\$255,350	\$131,850	14	7.4	\$688,369
00TFHP505	City of Wakefield	Wakefield	\$314,650	\$900,000	14	13.3	\$1,585,300
00TFHP506	City of Dakota City	Dakota City	\$158,700	\$1,124,000	10	14.7	\$1,866,596
00TFHP507	CORE Development	Antelope county	\$55,994	\$109,725	12	2.2	\$234,612
00TFHP601	Blue Valley Community Action	Butler, Fillmore, Gage, Polk, Jefferson, Saline, Seward, Thayer & York counties	\$300,000	\$3,090,910	60	48.5	\$5,116,885
00TFHP701	City of Omaha	Omaha	\$676,762	\$1,036,200	39	67.5	\$4,748,776
00TFHP801	City of Lincoln	Lincoln	\$349,804	\$2,720,000	5	58.2	\$6,254,063
00TFHP901	Northern Ponca Housing Authority	Federal Designated Service Area	\$192,000	\$17,100	5	4.8	\$425,450
00TFPD401	City of Genoa	Genoa	\$4,500	\$2,200	NA	0.3	\$31,512
00TFPD501	City of Crofton	Crofton	\$4,500	\$500	NA	0.1	\$10,835
00TFPD601	Greater Wahoo Development Foundation	Wahoo	\$20,000	\$2,742	NA	0.7	\$45,286
00TFRH102	Scotts Bluff County Housing Authority	Scotts Bluff county	\$163,500	\$474,500	7	10.3	\$1,114,203
00TFRH202	City of Albion	Albion	\$221,500	\$411,061	8	8.3	\$895,530
00TFRH302	Bethpage, Inc.	Lexington & Holdrege	\$40,000	\$543,583	6	11.6	\$1,075,418
00TFRH402	Hastings/Adams County HDC	Hastings	\$168,500	\$1,477,251	16	25.3	\$2,858,269
00TFRH502	Catholic Charities	Columbus	\$250,000	\$0	24	3.4	\$399,309
00TFRH503	Northeast Housing Initiative	West Point	\$164,958	\$485,042	8	7.6	\$878,456

Nebraska Affordable Housing Trust Fund 1998-2011 (continued)

Contract Number	Recipient	Location(s)	Award Amount	Leveraged Funds	Units Projected/ Completed	Employment Generated	Community Investment
00TFRH504	Columbus Development Corporation	Columbus	\$460,693	\$1,413,851	12	25.6	\$2,994,092
00TFRH505	Good Sheppard Assisted Living Center	Blair	\$27,538	\$1,360,733	20	15.8	\$2,066,743
00TFRH603	Southeast Community College	Beatrice	\$131,251	\$902,779	10	14.4	\$1,560,500
00TFRH609	Seward County Housing Corporation	Seward	\$373,000	\$935,546	16	17.8	\$1,980,332
00TFRH610	Nemaha County Economic Development Alliance	Johnson, Auburn & Nemaha counties	\$400,000	\$1,299,421	16	5.3	\$602,369
00TFRH701	Douglas County Housing Authority	Omaha	\$200,000	\$2,057,103	20	37.3	\$4,581,940
00TFRH702	South Omaha Affordable Housing Corporation	Omaha	\$340,980	\$3,776,020	30	68.1	\$8,357,548
00TFRH801	Lincoln Civic Housing	Lincoln	\$350,000	\$6,012,609	20	107.9	\$12,187,190
00TFSD101	Panhandle Community Services	Sidney	\$150,000	\$3,206,200	9	51.3	\$5,092,907
00TFSD102	Scotts Bluff County Housing Authority	Gering	\$200,000	\$290,500	15	11.5	\$845,228
00TFSD501	City of Norfolk	Norfolk	\$400,000	\$5,347,165	32	97.8	\$10,015,268
00TFTA301	SW NE Community Betterment Corporation	Grant	\$25,000	\$0	NA	0.9	\$42,872
00TFTA701	Holy Name Housing Corporation	Omaha	\$25,000	\$127,847	NA	5.9	\$426,945

Contract Number	Recipient	Location(s)	Award Amount	Leveraged Funds	Units Projected/ Completed	Employment Generated	Community Investment
00TFTA704	Omaha Habitat for Humanity	Omaha	\$25,000	\$65,000	NA	6.3	\$454,573
00TFTA705	Family Housing Advisory Services	Omaha	\$25,000	\$259,000	NA	11.0	\$793,298
00TFTA802	Nebraska Housing Resource	Lincoln	\$25,000	\$25,000	NA	0.8	\$95,771
00TFTA901	Native Council on Economic and CD	Walthill	\$25,000	\$40,000	NA	1.3	\$106,352
01TFATP001	GPPVA Education Center	State-wide	\$200,000	\$0	5	4.8	\$482,438
01TFHP001	Nebraska Housing Resource	State-wide	\$100,000	\$53,250	4	3.7	\$369,668
01TFHP202	City of Atkinson	Atkinson, Emmet, Spencer, Bristow, Butte & Lynch	\$400,000	\$427,500	18	11.3	\$1,166,969
01TFHP302	SW NE Community Betterment Corporation	Chase, Dundy, Hayes, Hitchcock & Perkins counties	\$333,900	\$116,900	21	8.6	\$801,438
01TFHP402	Hastings/Adams County HDC	Hastings	\$94,500	\$553,000	10	9.8	\$1,124,550
01TFHP403	Mid-Nebraska Community Action	Buffalo county	\$400,000	\$36,400	17	7.0	\$741,954
01TFHP501	Village of Leigh	Burt, Cedar, Colfax, Cuming, Dixon, Dodge, Madison, Pierce, Platte, Stanton, Thurston & Wayne counties	\$400,000	\$1,586,172	29	25.9	\$2,657,532
01TFHP503	Elkhorn Valley CDC	Norfolk	\$410,000	\$1,575,000	18	33.8	\$3,459,150
01TFHP701	City of Omaha	Omaha	\$445,238	\$0	32	7.8	\$905,100
01TFHP801	City of Lincoln	Lincoln	\$230,134	\$667,000	12	4.1	\$441,611

Nebraska Affordable Housing Trust Fund 1998-2011 (continued)

Contract Number	Recipient	Location(s)	Award Amount	Leveraged Funds	Units Projected/ Completed	Employment Generated	Community Investment
01TFIN602	Blue Valley Community Action	Wymore	\$50,000	\$15,000	2	0.9	\$98,085
01TFPD605	Syracuse Housing Development	Syracuse	\$17,000	\$0	NA	0.3	\$25,653
01TFPD606	Beatrice Housing Agency	Beatrice	\$17,500	\$0	NA	0.2	\$26,407
01TFPD801	Southeast Nebraska Affordable Housing Council	Lincoln	\$56,380	\$0	NA	1.0	\$108,189
01TFRH104	Cirrus House, Inc.	Scottsbluff	\$385,181	\$1,788,416	29	35.0	\$3,795,981
01TFRH201	Keyapaha Housing Corporation	Valentine	\$50,000	\$538,015	8	8.0	\$829,239
01TFRH202	Pilgrim/OEDC Development Corporation	Omaha	\$50,000	\$50,000	20	1.9	\$139,665
01TFRH301	Keith County Housing Development Corporation	Ogallala	\$401,400	\$961,812	16	24.1	\$2,078,731
01TFRH501	Fremont Housing Authority	Fremont	\$376,000	\$4,055,692	39	75.4	\$7,722,866
01TFRH701	New Creations	Omaha	\$100,000	\$0	19	3.9	\$279,330
01TFTA001	Nebraska Housing Resource	State-wide	\$40,000	\$4,000	NA	0.8	\$84,433
01TFTA301	SW NE Community Betterment Corporation	Grant	\$25,000	\$0	NA	0.9	\$42,872
01TFTA502	Native Council on Economic and CD	Macy & Walthill	\$25,000	\$0	NA	0.5	\$40,905

Contract Number	Recipient	Location(s)	Award Amount	Leveraged Funds	Units Projected/ Completed	Employment Generated	Community Investment
01TFTA702	South Omaha Affordable Housing Corporation	Omaha	\$25,000	\$0	NA	1.0	\$69,833
01TFTA703	Family Housing Advisory Services	Omaha	\$25,000	\$0	NA	1.0	\$69,833
01TFTA704	Omaha 100, Inc.	Omaha	\$25,000	\$0	NA	1.0	\$69,833
01TFTA801	Nebraska Association of CHDOs	State-wide	\$25,000	\$123,325	NA	1.0	\$115,883
02TFHP001	Nebraska Housing Developers	State-wide	\$200,000	\$16,800	NA	5.2	\$522,963
02TFHP103	Housing Authority - Scotts Bluff	Gering	\$200,000	\$86,830	5	6.7	\$494,289
02TFHP302	West Central Nebraska Dev. Dist.	Brady, Farnam & Maxwell	\$135,000	\$213,000	1	4.4	\$514,509
02TFHP306	SW NE Community Betterment Corporation	Grant	\$154,000	\$0	12	1.9	\$219,942
02TFHP308	Keith County Housing Development Corp.	Ogallala	\$31,000	\$0	5	0.6	\$62,216
02TFHP507	City of Norfolk	Norfolk	\$531,800	\$1,532,300	6	35.1	\$3,596,994
02TFHP601	City of Seward	Seward	\$308,000	\$1,100,000	21	19.1	\$2,130,844
02TFHP701	City of Omaha	Omaha	\$352,200	\$2,224,000	0	43.7	\$5,226,907
02TFHP801	Nebraska Housing Resource	State-wide	\$200,000	\$20,000	3	3.5	\$421,392
02TFHP802	City of Lincoln	Lincoln	\$244,800	\$560,000	9	15.3	\$1,639,815
02TFRH301	Lincoln County CDC	North Platte	\$400,000	\$3,592,664	49	66.2	\$6,796,987
02TFRH302	NAF Senior Housing II Inc.	Imperial	\$50,000	\$625,700	8	12.8	\$1,201,269

Nebraska Affordable Housing Trust Fund 1998-2011 (continued)

Contract Number	Recipient	Location(s)	Award Amount	Leveraged Funds	Units Projected/ Completed	Employment Generated	Community Investment
02TFRH503	Fremont Housing Authority	Fremont	\$400,000	\$2,280,500	32	45.6	\$4,671,160
02TFRH603	City of Beatrice	Beatrice	\$250,000	\$2,230,000	0	36.8	\$3,748,484
02TFRH608	Syracuse Housing Development	Syracuse	\$292,005	\$864,000	12	20.4	\$1,744,412
02TFTA103	High Plains CDC	Chadron Area	\$114,000	\$3,400	NA	1.4	\$64,155
02TFTA301	Keith County CDC	Ogallala	\$10,325	\$13,942	NA	0.2	\$17,235
02TFTA302	SW NE Community Betterment Corporation	Grant	\$74,000	\$3,400	NA	0.6	\$53,414
02TFTA303	Lincoln County CDC	North Platte	\$114,000	\$20,000	NA	0.9	\$91,950
02TFTA306	McCook Economic Dev. Corp.	McCook	\$118,378	\$4,000	NA	0.7	\$70,499
02TFTA401	Mid-Nebraska Community Services	Kearney	\$120,000	\$4,000	NA	0.7	\$74,807
02TFTA402	Hastings/Adams County HDC	Hastings	\$114,000	\$3,400	NA	0.6	\$64,955
02TFTA501	Wayne County CDC	Wayne	\$20,000	\$20,000	NA	0.4	\$52,206
02TFTA502	Northeast Housing Initiative	Cedar, Dixon, Knox & Pierce counties	\$114,000	\$57,000	NA	1.2	\$128,055
02TFTA503	Ho-Chunk Community Dev. Corp.	Winnebago	\$125,000	\$4,000	NA	0.7	\$70,430
02TFTA504	Three Rivers Development Corp (Burt/ Washington County CHDO)	Burt & Washington counties	\$120,000	\$0	NA	0.7	\$69,705
02TFTA505	Elkhorn Valley CDC	Norfolk	\$114,000	\$3,400	NA	0.6	\$65,175

Contract Number	Recipient	Location(s)	Award Amount	Leveraged Funds	Units Projected/ Completed	Employment Generated	Community Investment
02TFTA601	Blue Valley Community Action, Inc.	Fairbury	\$114,000	\$3,400	NA	0.5	\$56,436
02TFTA602	SE Nebraska Affordable Housing	Lincoln	\$20,000	\$20,000	NA	0.7	\$71,878
02TFTA702	S. Omaha Afford Housing Corp	Omaha	\$20,000	\$30,205	NA	2.0	\$140,225
02TFTA703	Omaha 100, Inc.	Omaha	\$20,000	\$20,000	NA	0.7	\$81,314
02TFTA704	Family Housing Advisory Services	Omaha	\$20,000	\$20,000	NA	0.7	\$81,314
02TFTA801	Nebraska Housing Resource	State-wide	\$114,000	\$3,400	NA	0.6	\$71,637
02TFTA802	Lincoln Action Program	Lancaster & Saunders counties	\$80,000	\$28,700	NA	1.2	\$150,100
02TFTA803	Nebraska Association of CHDOs	State-wide	\$129,000	\$3,400	NA	0.7	\$81,714
03TFDH501	Northeast NE Econ. Devel. District	Coleridge	\$116,000	\$11,500	0	3.1	\$259,331
03TFDH601	Blue Valley Community Action	Deshler	\$197,000	\$390,000	0	8.4	\$886
03TFHP204	Northeast Housing Initiative	Knox county	\$200,000	\$16,800	1	5.2	\$440,965
03TFHP303	Keith County	Keith county	\$56,000	\$400,000	7	8.0	\$691,949
03TFHP601	Lincoln Action Program	Lancaster county	\$400,000	\$2,846,000	0	56.6	\$7,092,044
03TFRH201	Village of Page	Page	\$95,300	\$72,300	2	2.8	\$292,067
03TFRH501	City of Norfolk	Norfolk	\$400,000	\$1,776,500	24	37.2	\$3,792,871
03TFRH605	Southeast Nebraska Affordable Housing Council	Syracuse & Tecumseh	\$450,000	\$1,360,480	0	31.9	\$2,732,015

Nebraska Affordable Housing Trust Fund 1998-2011 (continued)

Contract Number	Recipient	Location(s)	Award Amount	Leveraged Funds	Units Projected/ Completed	Employment Generated	Community Investment
03TFRH607	MLH Nebraska Housing Corporation	Lincoln & York	\$100,000	\$1,154,826	10	23.8	\$2,556,763
03TFRH902	Omaha Tribal Housing Authority	Macy	\$307,000	\$3,034,681	0	43.7	\$4,776,859
03TFRH1001	South Central Behavioral Services	Hastings	\$300,000	\$1,500,000	0	27.7	\$3,126,162
03TFTA103	Western Nebraska Housing Opportunities	Scotts Bluff county	\$40,000	\$4,000	NA	1.0	\$75,824
03TFTA502	Wayne CHDO	Villages of Pender, Homer, Jackson, Hubbard & Cuming county	\$80,000	\$4,000	NA	1.9	\$84,070
03TFTA603	SE Nebraska Affordable Housing	Lincoln	\$40,000	\$4,000	NA	1.6	\$88,016
04TFDH601	Lincoln Action Program	Southern Lancaster county including Hallam	\$400,000	\$40,000	0	7.7	\$961,337
04TFDH602	Blue Valley Community Action	Gage, Saline & Cass counties	\$400,000	\$174,000	0	7.8	\$866,166
04TFHO207	CORE Development	Brunswick, Chambers, Clearwater, Elgin, Ewing, Inman, Oakdale, Orchard, Page, Royal & Neligh	\$300,000	\$30,000	0	4.4	\$467,188
04TFHP103	Western Nebraska Housing Opportunities	Scotts Bluff county	\$146,600	\$736,000	0	14.2	\$1,541,372
04TFHP202	Northeast Housing Initiative	Knox county	\$119,980	\$200,550	0	7.7	\$651,949

Contract Number	Recipient	Location(s)	Award Amount	Leveraged Funds	Units Projected/ Completed	Employment Generated	Community Investment
04TFHP305	SW NE Community Betterment Corporation	Perkins, Chase, Dundy, Hitchcock & Hayes counties	\$170,000	\$14,490	0	3.5	\$327,989
04TFHP703	City of Omaha	Omaha	\$416,000	\$661,000	0	18.3	\$2,185,148
04TFHP802	Neighborhoods, Inc.	Lincoln	\$270,000	\$1,378,541	0	31.3	\$3,358,974
04TFHP803	Neighborhoods, Inc.	Lincoln	\$280,000	\$1,867,741	0	40.8	\$4,376,116
04TFTA902	ISANTI Comm. Res. Org.	Santee	\$40,000	\$16,640	NA	0.9	\$90,662
04TFTA903	Native Council on Economic & CD	Walthill	\$40,000	\$69,984	NA	1.7	\$176,049
05TFHP109	High Plains CDC	Chadron, Crawford, Harrison, Alliance, Hemingford, Gordon, Rushville & Hay Springs	\$120,000	\$26,800	18	5.5	\$251,816
05TFHO351	Lincoln County CDC	Brady, Hershey, Maxwell, North Platte, Sutherland, Wallace & Wellfleet	\$100,000	\$30,000	5	2.2	\$221,363
05TFHP316	McCook EDC	McCook	\$200,000	\$93,300	6	4.6	\$469,941
05TFHO318	Community Action Partnership of Mid-Nebraska	Furnas, Frontier & Red Willow counties	\$300,000	\$15,000	18	4.9	\$504,710
05TFHP148	Western Nebraska Housing Opportunities	Scotts Bluff county	\$200,000	\$116,000	7	5.1	\$551,862
05TFTA101	High Plains CDC	Western Nebraska	\$50,000	\$34,872	0	3.2	\$145,587
05TFHP103	Western Nebraska Housing Opportunities	Scotts Bluff county	\$146,600	\$736,000	8	14.2	\$1,541,372

Nebraska Affordable Housing Trust Fund 1998-2011 (continued)

Contract Number	Recipient	Location(s)	Award Amount	Leveraged Funds	Units Projected/ Completed	Employment Generated	Community Investment
05TFHO624	City of Beatrice	Beatrice	\$500,000	\$5,000	11	7.5	\$763,300
05TFHP821	NeighborWorks	Lincoln	\$400,000	\$1,932,000	10	44.3	\$4,751,551
05TFHP822	NeighborWorks	Lincoln	\$300,000	\$1,084,703	18	26.3	\$2,821,392
05TFRH626	Southeast Affordable Housing Council	Nebraska City & Auburn	\$350,000	\$1,917,175	15	43.5	\$3,772,968
05TFHP611	Southeast Nebraska Community Action	Nemaha, Otoe, Richardson & Saunders counties	\$350,000	\$978,400	16	20.0	\$2,096,006
05TFTA244	Central Nebraska Economic Development Inc.	Blaine, Boyd, Brown, Cherry, Custer, Garfield, Greeley, Holt, Howard, Keya Paha, Loup, Rock, Sherman, Valley & Wheeler counties	\$120,000	\$24,372	0	0.6	\$60,654
05TFHP427	Housing Development Corporation	Hastings	\$263,000	\$869,000	8	17.1	\$1,966,009
05TFHO417	Community Action Partnership of Mid-Nebraska	Franklin & Webster counties	\$250,000	\$24,000	12	4.3	\$439,018
05TFHP215	CORE, Inc.	Antelope & Holt counties	\$192,000	\$375,000	14	7.5	\$802,714
05TFHO254	CORE, Inc.	Antelope & Holt counties	\$200,000	\$20,000	9	2.9	\$311,459
05TFRH402	Sutton Housing Agency	Sutton	\$337,000	\$689,900	8	13.5	\$1,453,804
05TFHO252	Northeast Economic Development Inc.	Boone, Antelope & Holt counties	\$200,000	\$16,300	9	2.9	\$304,377
05TFPD412	Housing Development Corporation	Harvard	\$136,000	\$15,000	0	1.9	\$219,374

Contract Number	Recipient	Location(s)	Award Amount	Leveraged Funds	Units Projected/ Completed	Employment Generated	Community Investment
05TFDH401	Housing Development Corporation	Hall & Adams counties	\$738,000	\$0	82	12.8	\$1,332,807
05TFHO534	City of Norfolk	Norfolk	\$196,500	\$0	9	3.3	\$342,430
05TFHO553	Northeast Economic Development Inc.	Burt, Cedar, Colfax & Cuming counties	\$300,000	\$24,000	14	4.3	\$455,932
05TFHO750	City of Omaha	OIC, Highland South neighborhoods in Omaha	\$766,800	\$125,000	36	15.2	\$1,809,392
05TFHP746	City of Omaha	Charles Place Development in Omaha	\$551,200	\$1,335,200	12	32.1	\$3,827,357
05TFHP535	City of Wayne	Wayne	\$178,000	\$720,000	8	9.0	\$1,172,025
05TFRH504	City of Wisner	Wisner	\$70,000	\$70,000	8	1.4	\$182,721
05TFRH503	Progress Corporation	Oakland	\$49,500	\$49,500	16	1.0	\$129,210
05TFRH751	Midwest Housing Equity Group		\$190,000	\$3,145,000	18	56.8	\$6,766,452
05TFHO1001	Nebraska Housing Developers Assoc.	State-wide	\$200,000	\$220,000	22	2.1	\$246,870
06TFHO409	Housing Development Corporation	Adams, Clay, Hall, Nuckolls & Webster counties	\$236,000	-\$235,992	8	4.9	\$505,672
06TFHO502	Rebuilding Together	Omaha	\$159,000				
06TFHO835	Lincoln Action Program	Lincoln	\$257,900	-\$257,891	9	5.0	\$534,244
06TFHP101	High Plains CDC	Box Butte, Dawes, Sheridan, & Sioux counties	\$100,000	\$40,000	2	2.1	\$226,652
06TFHP2107	Northeast Housing Initiative	Knox & Antelope counties	\$150,000	-\$149,992	8	9.8	\$833,928

Nebraska Affordable Housing Trust Fund 1998-2011 (continued)

Contract Number	Recipient	Location(s)	Award Amount	Leveraged Funds	Units Projected/ Completed	Employment Generated	Community Investment
06TFHP326	McCook Economic Dev. Corp.	McCook	\$95,400	\$0	30	1.5	\$154,447
06TFHP401	Housing Development Corporation	Harvard	\$284,000	-\$283,987	13	8.9	\$1,028,588
06TFHP413	City of Ravenna	Ravenna	\$202,800	-\$202,794	6	11.8	\$1,253,960
06TFHP555	City of Stanton	Stanton	\$237,800	-\$237,797	3	8.1	\$856,630
06TFHP577	City of Norfolk	Norfolk	\$400,000	-\$399,965	35	84.8	\$8,649,628
06TFHP579	Pender Economic Development	Pender	\$115,400	-\$115,398	2	3.1	\$318,535
06TFHP581	Northeast Economic Development	Burt, Cedar, Colfax, Cuming, Dakota, Dixon, Dodge, Douglas, Madison, Pierce, Platte, Stanton, Thurston, Washington & Wayne counties	\$365,700	-\$365,683	17	5.5	\$578,358
06TFHP631	York Housing Authority	York	\$342,000	-\$341,992	8	25.5	\$2,734,384
06TFHP643	Thayer County	Thayer county	\$250,000	-\$249,992	8	3.2	\$366,305
06TFHP759	City of Omaha	Omaha	\$800,000	-\$799,982	18	49.2	\$5,863,582
06TFHR801	City of Lincoln	Lincoln	\$250,000	-\$249,967	33	5.4	\$575,606
06TFHP832	Neighborhoods, Inc.	Lincoln	\$320,000	-\$319,989	11	24.4	\$2,619,262
06TFHP834	Lincoln Action Program	Clinton Neighborhood	\$398,600	-\$398,593	7	15.6	\$1,674,860
06TFDR617	Blue Valley Community Action	Hebron	\$194,700	-\$194,692	8	0.9	\$96,239
06TFDR618	Blue Valley Community Action	Beatrice	\$404,400	-\$404,384	16	6.1	\$621,069
06TFDR701	Midwest Housing Dev. Fund, Inc.	Omaha	\$230,745	-\$230,727	18	4.1	\$487,956

Contract Number	Recipient	Location(s)	Award Amount	Leveraged Funds	Units Projected/ Completed	Employment Generated	Community Investment
06TFDR833	Lincoln Action Program	Lincoln	\$516,471	-\$516,463	8	4.0	\$429,921
06TFRH101	Cirrus House, Inc.	Scottsbluff	\$72,725	-\$72,717	8	17.4	\$1,894,019
06TFRH5112	Douglas County Housing Authority	Valley	\$600,000	-\$599,988	12	38.5	\$4,589,180
06TFRH701	New Community Development Corp.	Omaha	\$300,000	-\$299,949	51	145.0	\$17,289,720
06TFRH9103	Southeast NE Affordable Housing Council	Crete	\$432,551	-\$432,527	24	43.3	\$4,811,726
06TFDR9102	Gordon Housing Authority	Gordon	\$150,000	\$0	5	2.3	\$242,841
06TFRH1093	Panhandle Community Services	Sidney	\$100,000	\$620,100	6	11.0	\$1,165,799
06TFTA9101	NE Housing Developers Association	State-wide	\$20,000	\$52,000		1.1	\$116,564
06TFTA1001	NE Housing Developers Association	State-wide	\$80,000	-\$80,000	0	0.3	\$34,517
06TFTA157	Panhandle Community Services	Banner, Cheyenne, Deuel, Garden, Kimball, Morrill & Scotts Bluff counties	\$40,000	-\$40,000	0	1.4	\$154,556
06TFTA192	High Plains CDC	Box Butte, Dawes, Sheridan & Sioux counties	\$50,000	-\$50,000	0	3.8	\$176,098
06TFTA307	Community Action Partnership of Mid-Nebraska	Frontier, Furnas & Gosper counties	\$20,000	-\$20,000	0	0.2	\$16,023
06-TFTA323	McCook Economic Dev. Corp.	McCook	\$64,000	-\$64,000	0	2.4	\$246,747

Nebraska Affordable Housing Trust Fund 1998-2011 (continued)

Contract Number	Recipient	Location(s)	Award Amount	Leveraged Funds	Units Projected/ Completed	Employment Generated	Community Investment
06TFTA364	Keith County HDC	Keith county	\$80,000	-\$80,000	0	0.7	\$62,901
06TFTA374	Lincoln County CDC	Lincoln county	\$80,000	-\$80,000	0	1.1	\$106,425
06TFTA406	Community Action Partnership of Mid-Nebraska	Adams, Buffalo, Clay, Franklin, Harlan, Kearney, Nuckolls, Phelps & Webster counties	\$60,000	-\$60,000	0	0.5	\$54,179
06TFTA528	Wayne Community HDC	Wayne, Cuming & Thurston counties	\$120,000	-\$120,000	0	0.7	\$92,666
06TFTA705	GESU Housing	Clifton Hills in Omaha	\$80,000	-\$80,000	0	2.1	\$255,644
06TFTA721	Midwest Housing Dev. Fund, Inc.	Omaha	\$120,000	-\$120,000	0	3.4	\$409,436
06TFTA744	Builder Foundation	Omaha	\$40,000	-\$40,000	0	1.3	\$156,227
06TFTA9100	Omaha	Omaha	\$31,800	-\$31,800	0	1.1	\$125,387
06TFTA950	Nebraska Housing Developers Association	State-wide	\$10,600	-\$10,600	0	0.1	\$12,461
06TFTA952	Nebraska Housing Developers Association	State-wide	\$48,400	-\$48,400	0	0.6	\$65,832
06TFTA994	High Plains CDC	Western Nebraska	\$20,000	-\$20,000	0	0.8	\$34,307
06TFTA9104	Northeast Economic Development	Platte Center	\$3,200	\$0	0	0.7	\$74,722
06TFHP998	City of Omaha	Omaha	\$249,100	-\$249,100	0	1.1	\$125,387
07TFTA1013	High Plains CDC	Chadron	\$60,000	\$68,400	0	4.8	\$220,253
07TFTA9074	NHDA	State-wide	\$22,000	\$0	0	0.1	\$12,931
07TFTA5096	ISANTI	Santee	\$120,000	\$0	0	1.9	\$192,081
07TFHP1014	High Plains CDC	Dawes, Sheridan, Boxe Butte & Sheridan counties	\$101,760	\$25,600	8	4.7	\$218,469

Contract Number	Recipient	Location(s)	Award Amount	Leveraged Funds	Units Projected/ Completed	Employment Generated	Community Investment
07TFHP1025	WNHO	Scotts Bluff county	\$242,900	\$896,500	38	18.4	\$1,989,847
07TFHP2031	CNED, Inc.	O'Neill	\$420,200	\$1,309,800	8	23.6	\$2,384,805
07TFHP2033	CNED, Inc.	17 county area N Central NE	\$150,000	\$26,050	7	2.4	\$242,685
07TFHP3022	Keith County	Keith county	\$106,000	\$1,150,000	19	21.3	\$1,915,240
07TFHO3054	SW NE Community Betterment Corporation	Perkins county	\$200,000	\$14,400	9	4.1	\$380,452
07TFHP3055	SW NE Community Betterment Corporation	Chase, Dundy, Hitchcock & Perkins counties	\$200,000	\$14,000	20	4.1	\$380,452
07TFHP4069	HDC	Hastings	\$258,100	\$701,000	6	16.8	\$1,732,107
07TFHP4071	HDC	Grand Island	\$295,000	\$645,000	10	16.5	\$1,697,613
07TFHP5019	NED Inc.	15 Counties in NE	\$400,000	\$189,000	12	7.8	\$830,401
07TFHP5044	City of Wayne	Wayne	\$387,416	\$2,340,525	17	27.3	\$3,560,373
07TFHO7087	City of Omaha	Omaha	\$300,000	\$104,400	12	7.2	\$820,494
07TFHP6008	Thayer County	Thayer county	\$175,000	\$360,000	6	2.2	\$257,183
07TFHP6057	Midwest Housing Initiatives, Inc.	Seward	\$478,800	\$1,210,000	10	22.9	\$2,555,802
07TFHO8037	Neighborworks	Lincoln	\$258,500	\$4,300	9	5.0	\$535,466
07TFHP8038	Neighborworks Lincoln	Lincoln	\$373,400	\$533,100	7	17.2	\$1,847,032
07TFHP8039	Neighborworks Lincoln	Lincoln	\$266,300	\$228,300	4	9.4	\$1,007,769
07TFHP8084	Neighborworks Lincoln	Lincoln	\$300,000	\$1,000,000	10	24.7	\$2,648,806
07TFHP7088	City of Omaha	Omaha	\$800,000	\$2,855,000	20	65.1	\$7,416,093
07TFHP5051	Neighborworks Northeast Nebraska	Colfax & Platte counties	\$300,000	\$150,000	10	6.0	\$633,239
07TFDH2078	CNED, Inc.	Central NE	\$240,000	\$0	5	3.3	\$330,840
07TFDH3077	WCNDD	Western Nebraska	\$240,000	\$0	5	9.6	\$411,684

Nebraska Affordable Housing Trust Fund 1998-2011 (continued)

Contract Number	Recipient	Location(s)	Award Amount	Leveraged Funds	Units Projected/ Completed	Employment Generated	Community Investment
07TFDH4081	MID	Central NE	\$120,000	\$0	5	1.6	\$165,420
07TFDH5079	NED Inc.	NE Nebraska	\$240,000	\$0	5	3.2	\$337,727
07TFDH6080	BVCA	Southeast Nebraska	\$240,000	\$0	5	3.6	\$362,756
07TFRH4061	Midwest Housing Development Fund, Inc.	Grand Island	\$397,000	\$4,865,807	20	91.3	\$9,504,480
07TFRH6072	Pawnee City Community foundation	Pawnee City & Auburn	\$368,388	\$1,129,420	8	4.7	\$530,906
07TFDR6082	BVCA	Crete	\$358,400	\$0	16	5.3	\$541,716
07TFDR3050	Lincoln County CDC	Hershey & Wallace	\$165,000	\$0	7	2.9	\$280,962
07TFRH5091	Ho-Chunk	Winnebago	\$544,700	\$2,610,900	20	17.1	\$1,722,860
07TFRH6074	BVCA	Osceola	\$18,000	\$30,000	8	0.7	\$72,551
07TFRH6075	BVCA	Rising City	\$12,000	\$43,000	4	0.8	\$83,132
07TFHP1093	High Plains CDC	Box Butte, Dawes & Sheridan counties	\$100,000	\$38,400	23	5.1	\$237,407
07TFRH-HP3016	Dawson County	Dawson county	\$523,329	\$2,589,469	18	54.8	\$5,300,472
07TFRH7100	MHDF - Gretna CROWN	Gretna	\$625,000	\$2,344,438	15	50.0	\$6,024,751
07TFRH8102	Centerpointe	Lincoln	\$100,000	\$1,223,100	10	25.1	\$2,695,874
07TFRH7101	Omaha - Open Door Mission	Omaha	\$450,000		82	218.7	\$24,931,399
08TFHP4050	HDC	Adams, Cherry, Nuckolls, Webster & Hall counties	\$388,050	\$20,000	10	7.1	\$736,927
08TFHP6015	SENCA	Cass, Johnson, Nemaha, Otoe, Pawnee & Richardson counties	\$311,300	\$715,800	15	17.9	\$1,854,914
08TFHP8034	NHR	Lincoln	\$318,000	\$2,500,000	15	53.5	\$5,741,796
08TFHP8036	NW Lincoln	Lincoln	\$400,000	\$1,740,000	17	40.7	\$4,360,342
08TFHP8039	NW Lincoln	Lincoln	\$400,000	\$694,200	3	20.8	\$2,229,479

Contract Number	Recipient	Location(s)	Award Amount	Leveraged Funds	Units Projected/ Completed	Employment Generated	Community Investment
08TFHP8040	NW Lincoln	Lincoln	\$380,500	\$1,474,900	6	35.3	\$3,780,457
08TFHP3013	MID	Frontier, Furnas, Gosper & Red Willow counties (excluding McCook)	\$260,000	\$410,000	8	8.9	\$923,595
08TFHO6078	SENCA	Johnson, Nemaha, Pawnee & Richardson counties	\$400,000	\$40,000	14	7.7	\$794,628
08TFRH6057	Mosaic	Beatrice	\$100,000	\$1,230,600	10	19.8	\$2,011,181
08TFRH4082	St. Paul HA	St. Paul	\$100,000	\$0	8	1.4	\$141,948
08TFRH1020	WNHO	Scottsbluff	\$998,915	\$335,000	14	21.5	\$2,329,548
08TFRH1084	Elmwood Village LP	Scottsbluff	\$215,000	\$35,000	30	4.0	\$486,600
08TFRH4092	Holdrege Housing Partners	Holdrege	\$369,362	\$13,500	32	7.6	\$705,532
08TFRH3091	Cozad Housing Partners	Cozad	\$410,117	\$15,894	32	7.5	\$725,412
08TFRH4085	Aurora Housing Partners	Aurora	\$202,943	\$9,900	18	3.7	\$362,429
08TFHP3047	LCCDC	North Platte	\$140,000	\$0	3	1.5	\$145,361
08TFHP5012	NW Northeast	Schuyler	\$220,000	\$112,000	2	4.4	\$467,190
08TFHP5044	NED	Wisner & Norfolk	\$400,000	\$582,000	5	9.8	\$1,281,657
08TFRH6081	Blue Valley Behavioral Health Center	Beatrice	\$304,392	\$736,223	3	15.4	\$1,572,873
08TFHO6099	BVCA	Gage, Jefferson, Saline & Thayer counties	\$378,000	\$30,000	14	6.1	\$616,686
08TFRH5098	Housing Authority of Wisner	Wisner	\$46,050	\$0	2	0.5	\$60,103
08TFHO1100	NHDA	State-wide	\$200,000	\$25,000	7	3.6	\$430,969
07TFRH1105	CAP of Western NE	Hemingford	\$20,000	\$128,700	16	2.7	\$280,802
08TFRH5095	Lyon's Apartments	Lyons	\$80,000	\$138,352	12	2.6	\$295,096

Nebraska Affordable Housing Trust Fund 1998-2011 (continued)

Contract Number	Recipient	Location(s)	Award Amount	Leveraged Funds	Units Projected/ Completed	Employment Generated	Community Investment
08TFRH7110	City of Omaha	Omaha	\$330,000	\$485,400	24	14.5	\$1,654,379
08TFHP7103	City of Omaha	Omaha	\$330,000	\$530,000	8	15.3	\$1,744,869
08TFHP5097	NED Inc.	Norfolk	\$200,000	\$0	8	3.4	\$348,529
08TFHO1093	PADD	Chradron, Crawford, & Hemingford	\$100,000	\$0	5	3.7	\$171,537
08TFHP1112	WNHO	Scotts Bluff county	\$100,000	\$297,500	4	6.4	\$694,194
08TFTA5111	Native Council	Thurston county & Omaha Indian Reservation	\$40,000	\$4,000	0	0.2	\$24,023
09TFTA8019	Neighborworks Lincoln	City of Lincoln & Lancaster county	\$40,000	\$0	0	0.8	\$81,502
09TFTA2031	CNED, Inc.	Blaine, Boyd, Brown, Cherry, Custer, Garfield, Greeley, Hamilton, Holt, Howard, Keya Paha, Loup, Merrick, Rock, Sherman, Valley, & Wheeler counties	\$40,000	\$6,000	0	0.8	\$63,411
09TFTA1016	High Plains CDC	Dawes, Sheridan, Box Butte & Sioux counties	\$30,000	\$15,080	0	1.0	\$77,329
09TFHP2037	City of Loup City	Loup City	\$390,000	\$975,870	3	19.2	\$1,889,726
09TFTA3024	LCDDC	Lincoln County: Brady, Hershey, Maxwell, North Platte, Sutherland, Wallace & Wellfleet	\$30,000	\$26,000	0	1.0	\$95,357
09TFTA5056	Ho-Chunk CDC	Winnebago Reservation	\$40,000	\$4,002	0	0.2	\$24,023
08TFHP7102	City of Omaha	Omaha	\$224,629	\$1,187,000	12	25.1	\$2,864,078
09TFHP2012	Boone County	Boone county	\$320,900	\$5,000	5	4.4	\$458,606
09TFHP1015	High Plains CDC	Dawes, Sioux, Boxe Butte & Sheridan counties	\$200,000	\$38,600	20	4.8	\$409,288
09TFHP3023	LCCDC	Lincoln county	\$190,000	\$10,000	16	2.1	\$207,659
09TFHP3030	McCook EDC	McCook	\$190,000	\$0	26	3.0	\$304,428

Contract Number	Recipient	Location(s)	Award Amount	Leveraged Funds	Units Projected/ Completed	Employment Generated	Community Investment
09TFHP1010	WNHO	Scotts Bluff County	\$305,000	\$3,880,000	75	67.5	\$7,308,680
09TFHP5002	NW Northeast	Colfax, Cuming, Madison, Pierce, Platte, Stanton & Wayne counties	\$643,500	\$1,222,500	15	24.8	\$2,625,831
09TFHP5018	Norfolk Area Habitat for Humanity	Norfolk	\$308,000	\$196,000	3	8.6	\$878,293
09TFHP6001	City of Seward	Seward	\$338,000	\$1,120,000	20	19.8	\$2,206,513
09TFHP6005	York County	York county	\$329,900	\$840,000	14	22.2	\$2,383,723
09TFHP6003	BVCA	Gage, Butler, Fillmore, Jefferson, Polk, York, Saline & Thayer counties	\$400,000	\$1,464,500	28	27.9	\$2,818,164
09TFHP8020	NW Lincoln	Lincoln	\$400,000	\$1,750,000	17	40.9	\$4,380,717
09TFHP6035	Thayer County	Thayer county	\$288,000	\$600,000	10	3.7	\$426,876
08TFHO6114	SENAHC	Otoe, Saunders, Butler & Polk counties	\$400,000	\$0	14	6.0	\$631,137
09TFHP5025	South Sioux City Habitat	South Sioux City	\$264,900	\$50,000	3	4.2	\$442,562
09TFHP4036	Santee Sioux Tribal HA	Santee	\$290,477	\$864,523	10	18.3	\$1,848,780
08TFHO3120	SWNCBC	Perkins county	\$100,000	\$7,350	3	2.1	\$190,492
07TFHP7029	City of Omaha	Omaha	\$400,000	\$26,000	90	7.6	\$864,319
09TFRH7069	City of Omaha	Omaha	\$360,000	\$5,231,947	28	99.8	\$11,345,601
09TFHP7068	City of Omaha	Omaha	\$1,030,000	\$2,470,000	16	62.5	\$7,101,212
05TFPD314	LCCDC	Lincoln County & North Platte	\$1,700,000	\$10,240,000	74	125.4	\$12,397,242
09TFRH7067	City of Omaha	Omaha	\$410,000	\$4,627,297	27	89.9	\$10,220,262
09TFRH-HP3060	City of Lexington	Lexington	\$500,000	\$5,058,000	32	97.8	\$9,464,162
09TFRH5054	Building Futures IV	Norfolk & Madison county	\$29,878	\$1,097,700	10	19.2	\$1,964,968

Nebraska Affordable Housing Trust Fund 1998-2011 (continued)

Contract Number	Recipient	Location(s)	Award Amount	Leveraged Funds	Units Projected/ Completed	Employment Generated	Community Investment
09TFPD2055	Ord - Rolling Hills (NNI)	Ord	\$25,000	\$5,500	0	0.3	\$42,000
09TFRH3022	LCCDC	North Platte	\$191,000	\$111,210	3	3.2	\$313,783
09TFHP8082	NeighborWorks Lincoln	Lincoln	\$400,000	\$1,530,000	17	36.7	\$3,932,458
09TFRH3080	McCook EDC	McCook	\$192,112	\$0	24	3.0	\$307,812
09TFHO1077	NHDA	State-wide	\$200,000	\$23,250	6	3.6	\$427,617
09TFTA1078	NHDA	Knox & Thurston counties	\$40,000	\$10,000	0	1.2	\$101,699
09TFRH1076	Scotts Bluff Housing Authority	Gering	\$150,000	\$375,498	24	8.5	\$917,729
09TFRH3073	City of Imperial	Imperial & Chase	\$100,000	\$77,325	16	3.4	\$314,663
09TFHP2059	Ord - Rolling Hills (NNI)	Ord	\$725,000	\$4,423,332	20	72.4	\$7,122,886
09TFRH1072	Rushville Housing Authority	Rushville	\$85,202	\$5,000	20	2.0	\$154,730
09TFHP8081	Neighborworks Lincoln	Lincoln (Lancaster county, Malone Neighborhood)	\$500,000	\$4,161,437	18	88.6	\$9,497,879
09TFHP7068	City of Omaha	City of Omaha	\$1,030,000	\$2,470,000	20	62.5	\$7,101,212
09TFRH7069	City of Omaha	City of Omaha	\$360,000	\$5,231,947	3	86.3	\$9,130,115
10TFHP3007	Keith County HDC	Ogallala	\$80,900	\$0	1	1.4	\$123,362
10TFHP3025	McCook EDC	Red Willow county	\$251,340	\$4,380	6	4.0	\$409,728
10TFTA1002	High Plains	Butte, Daves, Sheridan & Sioux counties	\$20,000	\$28,120	0	0.8	\$66,333
10TFTA6005	SENCA	Cass, Johnson, Nemaha, Otoe, Pawnee, Richardson & Sarpy counties	\$25,000	\$2,500	0	0.5	\$49,664

Contract Number	Recipient	Location(s)	Award Amount	Leveraged Funds	Units Projected/ Completed	Employment Generated	Community Investment
10TFTA4013	HDC	Adams, Clay, Hall, Nuckolls, & Webster counties	\$40,000	\$28,670	0	1.2	\$124,016
10TFRH1009	WNHO	Scotts Bluff county	\$286,300	\$286,400	6	9.2	\$1,000,163
10TFHP5030	City of Hartington	Hartington	\$400,000	\$1,378,803	7	23.8	\$2,503,126
10TFHP3028	LCCDC	Lincoln county, Brady, Hershey, Maxwell, North Platte, Sutherland, Wallace, Wellfleet	\$200,000	\$263,000	6	4.9	\$480,731
10TFHP2015	City of Bassett	Bassett	\$131,700	\$67,550	1	3.5	\$274,666
10TFHP2016	City of Burwell	Burwell	\$171,965	\$10,550	1	3.2	\$251,597
10TFHP4012	HDC	Adams, Clay, Hall, Nuckolls, & Webster counties	\$150,000	\$0	3	2.6	\$270,896
10TFDH6069	SENAHC	Cass, Otoe & Saunders counties	\$120,000	\$0	14	2.2	\$216,716
10TFDH1047	PADD	Sioux, Scotts Bluff, Morrill, Cheyenne & Garden counties	\$120,000	\$0	14	1.9	\$209,568
10TFDH4046	HDC	Adams, Nuckolls & Webster counties	\$120,000	\$0	14	2.1	\$216,717
10TFDH3042	WCNDD	Dawson county	\$240,000	\$0	26	4.2	\$408,672
10TFDH2043	CNED, Inc.	Blaine, Boyd, Brown, Cherry, Custer, Garfield, Greeley, Hamilton, Holt, Howard, Keya Paha, Loup, Rock, Sherman, Valley & Wheeler counties	\$240,000	\$0	27	4.2	\$330,840
10TFDH5044	NED, Inc.	Antelope, Boone, Burt, Colfax, Cuming, Dodge, Rural Douglas, Knox, Madison, Nance, Pierce, Platte, Stanton, Washington & Wayne counties	\$240,000	\$0	27	3.2	\$334,146

Nebraska Affordable Housing Trust Fund 1998-2011 (continued)

Contract Number	Recipient	Location(s)	Award Amount	Leveraged Funds	Units Projected/ Completed	Employment Generated	Community Investment
10TFHP6035	Neighborworks Lincoln	Lincoln & Lancaster county	\$400,000	\$1,580,000	30	37.7	\$4,034,335
10TFHP6033	City of Nebraska City	Nebraska City	\$285,200	\$720,000	12	18.4	\$1,815,358
10TFHO7065	City of Omaha	Omaha	\$183,000	\$150,000	10	0.0	\$0
10TFHP7064	City of Omaha	Omaha	\$617,000	\$3,277,000	22	60.1	\$6,357,834
11TFTA3011	SWNCBC	Perkins, Chase, Dundy, Hitchcock & Hayes counties	\$25,000	\$2,500	0	0.4	\$46,941
11TFRH1010	WNHO	Scotts Bluff county	\$433,800	\$438,000	8	14.1	\$1,488,127
11TFHP5003	Neighborworks Northeast Nebraska	Cities of Norfolk, including Woodland Park, Columbus & Schuyler	\$468,815	\$50,000	10	8.4	\$885,596
11TFHP3024	LCCDC	North Platte	\$265,500	\$30,000	3	4.8	\$504,407
11TFHP2015	CNED, Inc.	Stuart & Sargent	\$507,639	\$87,690	3	9.6	\$1,016,203
11TFHP2013	Village of Butte	Butte	\$161,720	\$10,000	2	2.8	\$293,119
11TFHO7057	City of Omaha	Omaha	\$222,000	\$175,000	11	6.1	\$648,192
11TFHP7058	City of Omaha	Omaha	\$333,000	\$1,565,000	11	29.3	\$3,098,913
11TFHP7059	City of Omaha	Omaha	\$445,000	\$400,000	7	13.0	\$1,379,653
			Award Amount	Leveraged Funds	Units Completed	Employment Generated	Community Investment
Amount			\$92,925,985	\$280,443,029	4,875	6,616	\$700,766,144

Occupancy Rate: at or above 95 percent.

The logo features the word "NEBRASKA" in a bold, blue, sans-serif font. A thin, curved orange line sweeps across the bottom of the letters. Below this, the text "DEPT. OF ECONOMIC DEVELOPMENT" is written in a smaller, blue, sans-serif font. The entire logo is centered on a light green background with vertical white lines.

NEBRASKA
DEPT. OF ECONOMIC DEVELOPMENT