

RESPONSIVE TO #17 AND #18:

INSTITUTIONS / PROGRAMS

1969

Average Cost Per Offender
(All facilities including Parole)
Nebraska FY 2005 \$25,079/year

Adult Parole Administration (APA)
Average Cost per Parolee per Year \$2,433.00
Jim McKenzie, Administrator
Folsom & West Prospector Place, Bldg. 15
Lincoln, NE 68522
(402) 471-2654

Community Corrections Center-Lincoln (CCC-L)
Community Custody
Average Cost per Inmate per Year \$16,093.00
Rex Richard, Superintendent
2720 West Van Dorn
Lincoln, NE 68522
(402) 471-0740

Community Corrections Center- Omaha (CCC-O)
Community Custody
Average Cost per Inmate per Year \$16,638.00
Ryan Mahr, Superintendent
2320 Avenue "J"
Omaha, NE 68110
(402) 595-2010

Diagnostic & Evaluation Center (DEC)
Maximum Custody
Average Cost per Inmate per Year \$33,223.00
Diane Sabatka-Fine, Warden
3220 West Van Dorn
Lincoln, NE 68522
(402) 471-3330

Lincoln Correctional Center (LCC)
Maximum & Medium Custody
Average Cost per Inmate per Year \$32,834.00
Dennis Bakewell, Warden
3216 West Van Dorn
Lincoln, NE 68522
(402) 471-2861

Nebraska is one of nine states nationwide having all adult facilities and adult parole accredited through the American Correctional Association.

Nebraska Correctional Center for Women (NCCW)

Maximum, Medium & Minimum Custody
Average Cost per Inmate per Year \$29,417.00
John J. Dahm, Warden
1107 Recharge Road
York, NE 68467-8003
(402) 362-3317

Nebraska Correctional Youth Facility (NCYF)
Maximum, Medium & Minimum Custody
Average Cost per Inmate per Year \$59,212.00
Cathy Waller-Borovac, Warden
2610 North 20th Street East
Omaha, NE 68110
(402) 595-2000

Nebraska State Penitentiary (NSP)
Maximum, Medium, Minimum Custody & Residential Treatment Community
Average Cost per Inmate per Year \$27,834.00
Mike Kenney, Warden
4201 South 14th Street
Lincoln, NE 68542
(402) 471-3161

Omaha Correctional Center (OCC)
Medium & Minimum Custody
Average Cost per Inmate per Year \$24,221.00
Karen Shortridge, Warden
2323 Avenue "J"
Omaha, NE 68110
(402) 595-3964

Tecumseh State Correctional Institution (TSCI)
Maximum, Medium, Death Row & Intensive Management
Average Cost per Inmate per Year \$33,377.00
Fred Britten, Warden
2725 N. Highway 50
Tecumseh, NE 68450
(402) 335-5998

Work Ethic Camp, McCook (WEC)
Intensive Supervision Probationers
Average Cost per Offender (based on number of admissions per year) \$16,578
Raleigh Haas, Superintendent
2309 North Highway 83
McCook, NE 69001
(308) 345-8405

** WEC average cost is based on FY2005 admissions of 248 offenders.

ALL Current Inmates - DNA Test Status

Not Tested	3061
Not Applicable	158
Refused	69
Tested	1092
Unknown	20
Meets Criteria (not yet)	3
	4403

Current Inmates w/ Burglary or Robbery - DNA Test Status


Not Tested*	973
Not Applicable*	34
Refused	14
Tested	78
Unknown*	5
Meets Criteria (not yet)*	1
	965

* would need to be tested under proposed amendment to LB385 (changing provisions of DNA Detection of Sexual and Violent Offenders Act)

NEBRASKA DEPARTMENT of CORRECTIONAL SERVICES

Feb 1, 2006

Robert P. Houston, Director
Robin Spindler, Assistant Director,
Administrative Services
Frank Hopkins, Assistant Director,
Institutions
Larry Wayne, Assistant Director,
Programs & Community Services



Folsom & West Prospector Place, Building 1
Lincoln, NE 68522
(402) 471-2654
FAX: (402) 479-5623
www.corrections.state.ne.us

MISSION STATEMENT

To serve and protect the public by providing control, humane care and program opportunities for those individuals placed in its custody and supervision, thereby facilitating their return to society as responsible persons.

INMATE POPULATION

Feb 1, 2006

POPULATION vs. DESIGN CAPACITY

	Design Capacity	Actual Population	% of Capacity
CCC-L	200	311	155.50%
DEC	160	389	243.13%
LCC	308	505	163.96%
NCCW	275	309	112.36%
NSP	718	1,168	162.67%
OCC	396	533	134.60%
CCCO	90	158	175.56%
NCYF	68	103	151.47%
TSCI-Gen Pop	672	618	91.96%
TSCI-Min	32	30	93.75%
TSCI-PC	64	50	78.13%
TSCI-SMU	192	159	82.81%
TOTAL DCS:			
2-1-06	3,175	4,333	136.47%
2-1-05	3,175	4,076	128.38%

CRIME TYPE OF POPULATION

Feb 1, 2006

Part I Offenses *	1,651	38.1%
Part II Offenses **	2,682	61.9%
TOTAL POPULATION	4,333	

*1st Degree Murder, 2nd Degree Murder, Manslaughter, 1st Degree Assault, 1st Degree Sexual Assault, Robbery.

**All other offenses.

LIFE SENTENCES

Feb 1, 2006

Total Inmates Sentenced to Capital Punishment	10
Total Inmates Serving 1 st Degree Life Sentences	203
Total Inmates Serving Life Sentences (6-30-05)	288
Total Inmates Serving 1st Degree Life Sentences	200

SUCCESS RATE (FY05)

78.2%

ADMIT STATUS OF POPULATION - DEC

Feb 1, 2006

Admit Status	Population	% of
Sentenced	364	95.8%
90 Day Evaluator	1	0.2%
County Safekeeper	12	3.2%
I.S. Transfer	3	0.8%
TOTAL POPULATION	380	

ADMIT STATUS OF POPULATION - NCCW

Feb 1, 2006

Admit Status	Population	% of
Sentenced	299	96.8%
90 Day Evaluator	1	0.3%
County Safekeeper	5	1.6%
I.S. Transfer	4	1.3%
TOTAL POPULATION	309	

OFFENSE CATEGORY for MOST SERIOUS OFFENSE & PERCENT of TOTAL

POPULATION CONFINED (6-30-05)

Offense	Population	% of
Homicide	512	12.14%
Robbery	384	9.11%
Burglary	343	8.13%
Assault	415	9.84%
Theft	375	8.89%
Sex Offenses	601	14.25%
Restraint	55	1.30%
Arson	30	0.71%
Drugs	837	19.85%
Fraud	164	3.89%
Weapons	134	3.18%
Morals	31	0.74%
Motor Vehicle	222	5.26%
Other	114	2.70%

CUSTODY CLASSIFICATION

Feb 1, 2006

CUSTODY LEVEL	TOTAL PER CUSTODY LEVEL	% OF TOTAL
Maximum*	1100	25.4%
Medium	1557	35.9%
Minimum	1171	27.0%
Community	505	11.7%
TOTAL	4,333	100.0%

*New admissions to the Diagnostic & Evaluation Center are classified as maximum until transferred to another facility.

RANDOM TESTING PROGRAM

For DRUGS of ABUSE

Baseline test 6/1991 - 17.35% tested positive
2002 Average 2.06% tested positive
2003 Average 1.6% tested positive
2004 Average 1.25% tested positive
2005 Average 1.66% tested positive

PAROLE POPULATION

Feb 1, 2006

Adult Parole 733

PAROLE SUCCESS RATE (FY05)

76.8%

PAROLE RANDOM TESTING PROGRAM

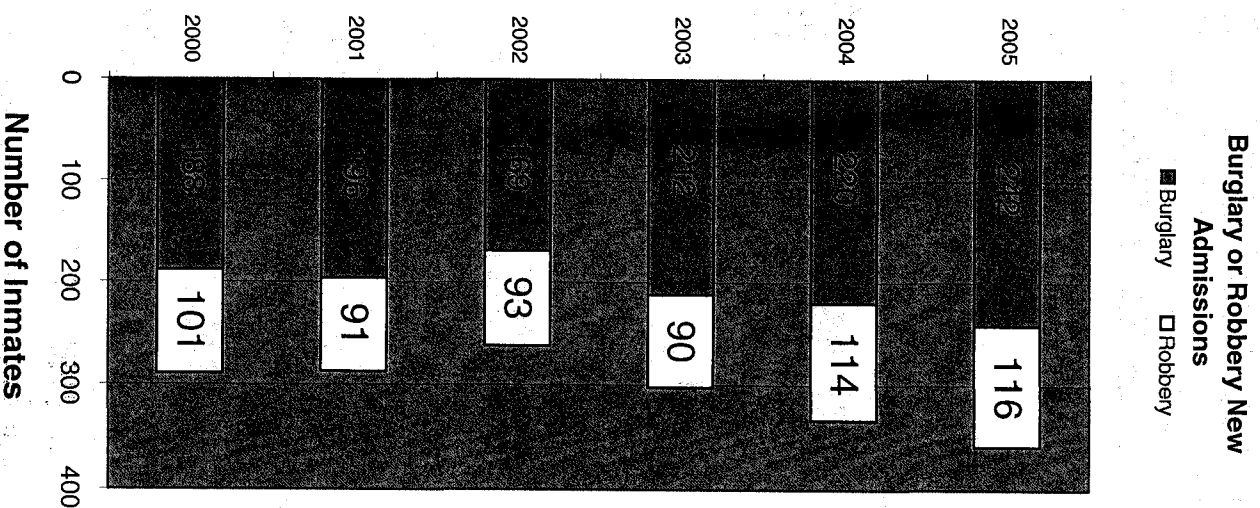
For DRUGS of ABUSE

Baseline test 1997 - 12.5% tested positive
2002 Average 10.71% tested positive
2003 Average 14.33% tested positive
2004 Average 13.60% tested positive
2005 Average 16.42% tested positive

WORK ETHIC CAMP

Feb 1, 2006

Design Capacity	Actual Population	% of Capacity
100	68	68%



INSTITUTIONS / PROGRAMS

1003

**Average Cost Per Offender
(All Facilities Including Parole)**
Nebraska FY 2005 \$25,079/year

Adult Parole Administration (APA)
Average Cost per Parolee per Year \$2,433.00
Jim McKenzie, Administrator
Folsom & West Prospector Place, Bldg. 15
Lincoln, NE 68552
(402) 471-2654

Community Corrections Center-Lincoln (CCC-L)
Community Custody
Average Cost per Inmate per Year \$16,093.00
Rex Richard, Superintendent
2720 West Van Dorn
Lincoln, NE 68522
(402) 471-0740

Community Corrections Center-Omaha (CCC-O)
Community Custody
Average Cost per Inmate per Year \$16,638.00
Ryan Mah, Superintendent
2320 Avenue "J"
Omaha, NE 68110
(402) 595-2010

Diagnostic & Evaluation Center (DEC)
Maximum Custody
Average Cost per Inmate per Year \$33,223.00
Diane Sabatka-Rine, Warden
3220 West Van Dorn
Lincoln, NE 68522
(402) 471-3330

Lincoln Correctional Center (LCC)
Maximum & Medium Custody
Average Cost per Inmate per Year \$32,834.00
Dennis Bakewell, Warden
3216 West Van Dorn
Lincoln, NE 68522
(402) 471-2861

Nebraska is one of nine states nationwide having all adult facilities and adult parole accredited through the American Correctional Association.

Nebraska Correctional Center for Women (NCCW)

Maximum, Medium & Minimum Custody
Average Cost per Inmate per Year \$29,417.00
John J. Dahm, Warden
1107 Recharge Road
York, NE 68467-8003
(402) 362-3317

Nebraska Correctional Youth Facility (NCYF)
Maximum, Medium & Minimum Custody
Average Cost per Inmate per Year \$59,212.00
Cathy Waller-Borovac, Warden
2610 North 20th Street East
Omaha, NE 68110
(402) 595-2000

Nebraska State Penitentiary (NSP)
Maximum, Medium, Minimum Custody & Residential Treatment Community
Average Cost per Inmate per Year \$27,834.00
Mike Kenney, Warden
4201 South 14th Street
Lincoln, NE 68542
(402) 471-3161

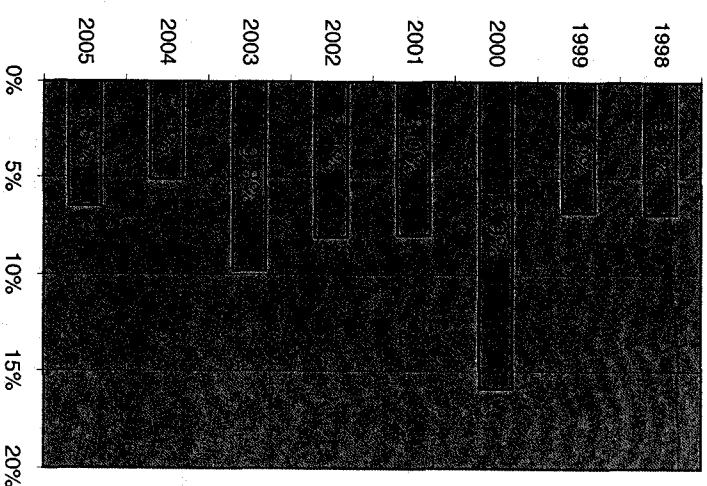
Omaha Correctional Center (OCC)
Medium & Minimum Custody
Average Cost per Inmate per Year \$24,221.00
Karen Shortridge, Warden
2323 Avenue "J"
Omaha, NE 68110
(402) 595-3964

Tecumseh State Correctional Institution (TSCI)
Maximum, Medium, Death Row & Intensive Management
Average Cost per Inmate per Year \$33,377.00
Fred Britten, Warden
2725 N. Highway 50
Tecumseh, NE 68450
(402) 335-5998

Work Ethic Camp, McCook (WEC)
Intensive Supervision Probationers
**Average Cost per Offender (based on number of admissions per year) \$16,578
Raleigh Haas, Superintendent
2309 North Highway 83
McCook, NE 69001
(308) 345-8405

** WEC average cost is based on FY2005 admissions of 248 offenders.

Sex Offender Recidivism Rate FY
1998 - 2005



* Recidivism Rate

*Recidivism Rate is determined by the Sex Offenders who have had an arrest and/or conviction for a sex offense within 3 years of their release, or who have been revoked from parole because of a felony parole violation for a sex offense.

NEBRASKA DEPARTMENT of

CORRECTIONAL SERVICES

Mar 6, 2006

Robert P. Houston, Director
Robin Spindler, Assistant Director,
Administrative Services
Frank Hopkins, Assistant Director,
Institutions
Larry Wayne, Assistant Director,
Programs & Community Services



Folsom & West Prospector Place, Building 1
Lincoln, NE 68522
(402) 471-2654
FAX: (402) 479-5623
www.corrections.state.ne.us

MISSION STATEMENT

To serve and protect the public by providing control, humane care and program opportunities for those individuals placed in its custody and supervision, thereby facilitating their return to society as responsible persons.

INMATE POPULATION

Mar 6, 2006

POPULATION vs. DESIGN CAPACITY

	Design Capacity	Actual Population	% of Capacity
CCC-L	200	318	159.00%
DEC	160	442	276.25%
LCC	308	504	163.64%
NCCW	275	309	112.36%
NSP	718	1,142	159.05%
OCC	396	553	139.65%
CCC-O	90	160	177.78%
NCYF	68	101	148.53%
TSCI-Gen Pop	672	614	91.37%
TSCI-Min	32	29	90.63%
TSCI-PC	64	50	78.13%
TSCI-SMU	192	158	82.29%

TOTAL DCS:	3,175	4,380	137.95%
3-6-06	3,175	4,108	129.39%

CRIME TYPE OF POPULATION

Mar 6, 2006

Part I Offenses *	1,666	38.0%
Part II Offenses**	2,714	62.0%
TOTAL POPULATION	4,380	

*1st Degree Murder, 2nd Degree Murder, Manslaughter, 1st Degree Assault, 1st Degree Sexual Assault, Robbery.

**All other offenses.

LIFE SENTENCES

Mar 6, 2006

Total Inmates Sentenced to Capital Punishment	10
Total Inmates Serving 1 st Degree Life Sentences	207
Total Inmates Serving Life Sentences (6-30-05)	292
Total Inmates Serving 1st Degree Life Sentences	200
9981	

SUCCESS RATE (FY05)

78.2%

ADMIT STATUS OF POPULATION - DEC

Mar 6, 2006

Admit Status	Population	% of Population
Sentenced	423	95.7%
90 Day Evaluator	5	1.2%
County Safekeeper	10	2.2%
I.S. Transfer	4	0.9%
TOTAL POPULATION	442	

ADMIT STATUS OF POPULATION - NCCW

Mar 6, 2006

Admit Status	Population	% of Population
Sentenced	298	96.4%
90 Day Evaluator	4	1.3%
County Safekeeper	3	1.0%
I.S. Transfer	4	1.3%
TOTAL POPULATION	309	

OFFENSE CATEGORY for MOST SERIOUS OFFENSE & PERCENT OF TOTAL

POPULATION CONFINED (6-30-05)

Offense	Population	% of Population
Homicide	512	12.14%
Robbery	384	9.11%
Burglary	343	8.13%
Assault	415	9.84%
Theft	375	8.89%
Sex Offenses	601	14.25%
Restraint	55	1.30%
Arson	30	0.71%
Drugs	837	19.85%
Fraud	164	3.89%
Weapons	134	3.18%
Morals	31	0.74%
Motor Vehicle	222	5.26%
Other	114	2.70%

CUSTODY CLASSIFICATION

Mar 6, 2006

CUSTODY LEVEL	TOTAL PER CUSTODY LEVEL	% OF TOTAL
Maximum*	1185	27.1%
Medium	1533	35.0%
Minimum	1141	26.0%
Community	521	11.9%
TOTAL	4,380	100.0%

*New admissions to the Diagnostic & Evaluation Center are classified as maximum until transferred to another facility.

RANDOM TESTING PROGRAM

For DRUGS of ABUSE

Baseline test 6/1991 - 17.35% tested positive
2002 Average 2.06% tested positive
2003 Average 1.6% tested positive
2004 Average 1.25% tested positive
2005 Average 1.66% tested positive

PAROLE POPULATION

Mar 6, 2006

Adult Parole 719

PAROLE SUCCESS RATE (FY05)

76.8%

PAROLE RANDOM TESTING PROGRAM

For DRUGS of ABUSE

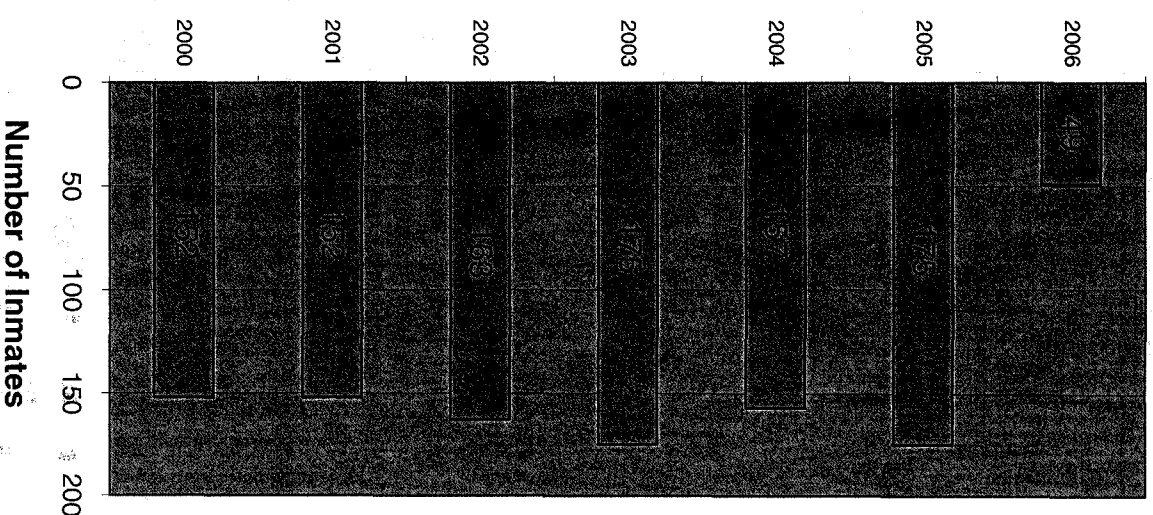
Baseline test 1997 - 12.5% tested positive
2002 Average 10.71% tested positive
2003 Average 14.33% tested positive
2004 Average 13.60% tested positive
2005 Average 16.42% tested positive

WORK ETHIC CAMP

Mar 6, 2006

Design Capacity	Actual Population	% of Capacity
100	75	75%

Sex Offender Admissions: CY 2000 - Date



INSTITUTIONS / PROGRAMS

Average Cost Per Offender
(All facilities including Parole)
Nebraska FY 2005 \$25,079/year

Adult Parole Administration (APA)
Average Cost per Parolee per Year \$2,433.00
Jim McKenzie, Administrator
Folsom & West Prospector Place, Bldg. 15
Lincoln, NE 68522
(402) 471-2654

Community Corrections Center-Lincoln (CCC-L)
Community Custody
Average Cost per Inmate per Year \$16,093.00
Rex Richard, Superintendent
2720 West Van Dorn
Lincoln, NE 68522
(402) 471-0740

Community Corrections Center- Omaha (CCC-O)
Community Custody
Average Cost per Inmate per Year \$16,638.00
Ryan Mahr, Superintendent
2320 Avenue "J"
Omaha, NE 68110
(402) 595-2010

Diagnostic & Evaluation Center (DEC)
Maximum Custody
Average Cost per Inmate per Year \$33,223.00
Diane Sabatka-Rhine, Warden
3220 West Van Dorn
Lincoln, NE 68522
(402) 471-3330

Lincoln Correctional Center (LCC)
Maximum & Medium Custody
Average Cost per Inmate per Year \$32,834.00
Dennis Bakewell, Warden
3216 West Van Dorn
Lincoln, NE 68522
(402) 471-2861

Nebraska is one of nine states nationwide having all adult facilities and adult parole accredited through the "Prison Correctional Association."

Nebraska Correctional Center for Women (NCCW)

Maximum, Medium & Minimum Custody
Average Cost per Inmate per Year \$29,417.00
John J. Dahm, Warden
1107 Recharge Road
York, NE 68467-8003
(402) 362-3317

Nebraska Correctional Youth Facility (NCYF)
Maximum, Medium & Minimum Custody
Average Cost per Inmate per Year \$59,212.00
Cathy Waller-Borovac, Warden
2610 North 20th Street East
Omaha, NE 68110
(402) 595-2000

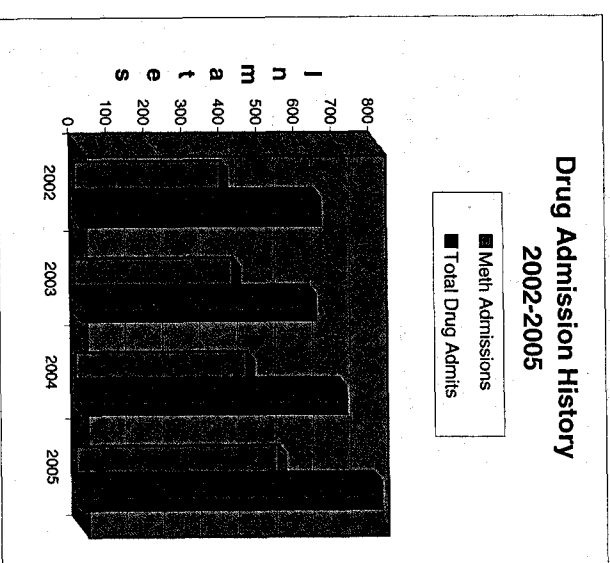
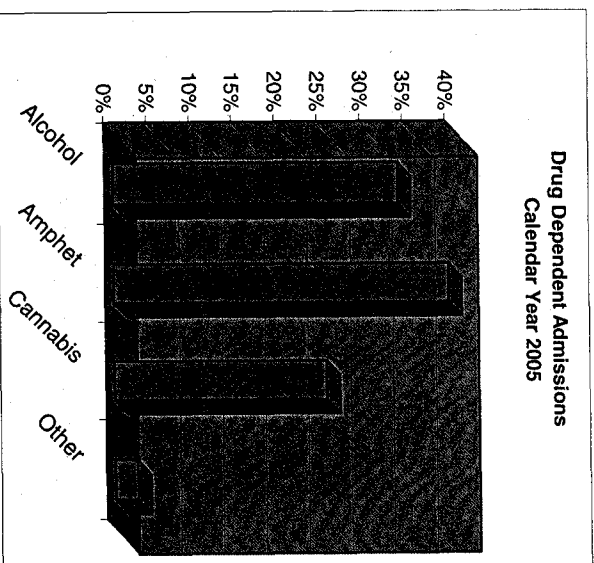
Nebraska State Penitentiary (NSP)
Maximum, Medium, Minimum Custody & Residential Treatment Community
Average Cost per Inmate per Year \$27,834.00
Mike Kenney, Warden
4201 South 14th Street
Lincoln, NE 68542
(402) 471-3161

Omaha Correctional Center (OCC)
Medium & Minimum Custody
Average Cost per Inmate per Year \$24,221.00
Karen Shortridge, Warden
2323 Avenue "J"
Omaha, NE 68110
(402) 595-3964

Tecumseh State Correctional Institution (TSC)
Maximum, Medium, Death Row & Intensive Management
Average Cost per Inmate per Year \$33,377.00
Fred Britten, Warden
2725 N. Highway 50
Tecumseh, NE 68450
(402) 335-5998

Work Ethic Camp, McCook (WEC)
Intensive Supervision Probationers
Average Cost per Offender (based on number of admissions per year) \$16,578
Raleigh Haas, Superintendent
2309 North Highway 83
McCook, NE 69001
(308) 345-8405


** WEC average cost is based on FY2005 admissions of 248 offenders.



NEBRASKA DEPARTMENT of CORRECTIONAL SERVICES

Apr. 18, 2006

Robert P. Houston, Director
Robin Spindler, Assistant Director,
Administrative Services
Frank Hopkins, Assistant Director,
Institutions
Larry Wayne, Assistant Director,
Programs & Community Services



Folsom & West Prospector Place, Building 1
Lincoln, NE 68522
(402) 471-2654
FAX: (402) 479-5623
www.corrections.state.ne.us

MISSION STATEMENT

To serve and protect the public by providing control, humane care and program opportunities for those individuals placed in its custody and supervision, thereby facilitating their return to society as responsible persons.

INMATE POPULATION

Apr 18, 2006

POPULATION vs. DESIGN CAPACITY

	Design Capacity	Actual Population	% of Capacity
CCC-L	200	352	176.00%
DEC	160	449	280.63%
LCC	308	500	162.34%
NCCW	275	312	113.45%
NSP	718	1,112	156.27%
OCC	396	557	140.66%
CCC-O	90	164	182.22%
NCVF	68	105	154.41%
TSCI-Gen Pop	672	629	93.60%
TSCI-Min	32	26	81.25%
TSCI-PC	64	52	81.25%
TSCI-SMU	192	154	80.21%
TOTAL DCS:			
4-18-06	3,175	4,422	139.28%
4-18-05	3,175	4,155	130.87%

CRIME TYPE OF POPULATION

Apr 18, 2006

Part I Offenses *	1,677	37.9%
Part II Offenses**	2,745	62.1%
TOTAL POPULATION	4,422	

*1st Degree Murder, 2nd Degree Murder, Manslaughter, 1st Degree Assault, 1st Degree Sexual Assault, Robbery.

**All other offenses.

LIFE SENTENCES

Apr 18, 2006

Total Inmates Sentenced to Capital Punishment	10
Total Inmates Serving 1 st Degree Life Sentences	206
Total Inmates Serving Life Sentences (6-30-05)	291
Total Inmates Serving 1 st Degree Life Sentences	200

8981

SUCCESS RATE (FY05)

78.2%

ADMIT STATUS of POPULATION - DEC

Apr 18, 2006

Admit Status	Population	% of Population
Sentenced	429	95.5%
90 Day Evaluator	4	0.9%
County Safekeeper	12	2.7%
I.S. Transfer	4	0.9%
TOTAL POPULATION	449	

ADMIT STATUS of POPULATION - NCCW

Apr 18, 2006

Admit Status	Population	% of Population
Sentenced	298	95.5%
90 Day Evaluator	8	2.6%
County Safekeeper	2	0.6%
I.S. Transfer	4	1.3%
TOTAL POPULATION	312	

OFFENSE CATEGORY for MOST SERIOUS OFFENSE & PERCENT of TOTAL

POPULATION CONFINED (6-30-05)

Offense	Population	% of Population
Homicide	512	12.14%
Robbery	384	9.11%
Burglary	343	8.13%
Assault	415	9.84%
Theft	375	8.89%
Sex Offenses	601	14.25%
Restraint	55	1.30%
Arson	30	0.71%
Drugs	837	19.85%
Fraud	164	3.89%
Weapons	134	3.18%
Morals	31	0.74%
Motor Vehicle	222	5.26%
Other	114	2.70%

CUSTODY CLASSIFICATION

Apr 18, 2006

CUSTODY LEVEL	TOTAL PER CUSTODY LEVEL	% OF TOTAL
Maximum*	1212	27.4%
Medium	1491	33.7%
Minimum	1160	26.3%
Community	559	12.6%
TOTAL	4,422	100.0%

*New admissions to the Diagnostic & Evaluation Center are classified as maximum until transferred to another facility.

RANDOM TESTING PROGRAM

For DRUGS of ABUSE

Baseline test 6/1991 - 17.35% tested positive
2003 Average 1.6% tested positive
2004 Average 1.25% tested positive
2005 Average 1.66% tested positive
2006 1 st QT 2.72% tested positive

PAROLE POPULATION

Apr 18, 2006

Adult Parole 704

PAROLE SUCCESS RATE (FY05)

76.8%

PAROLE RANDOM TESTING PROGRAM

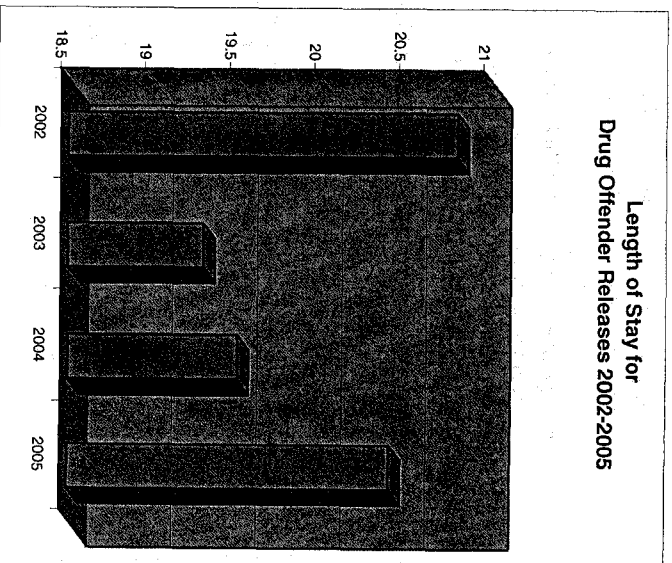
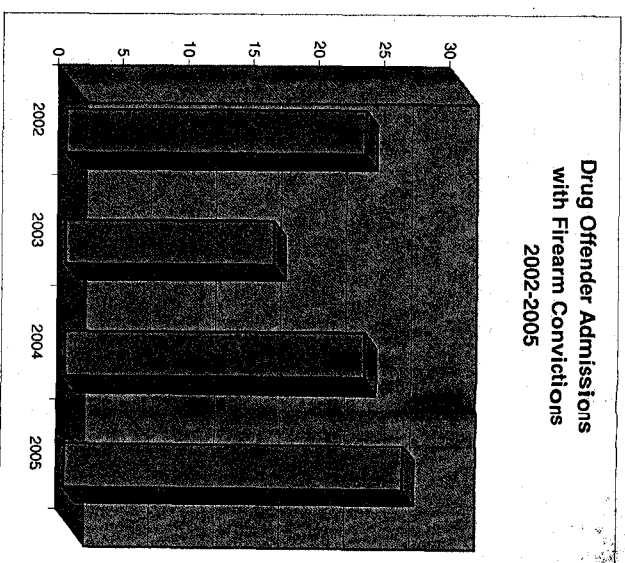
For DRUGS of ABUSE

Baseline test 1997 - 12.5% tested positive
2003 Average 14.33% tested positive
2004 Average 13.60% tested positive
2005 Average 16.42% tested positive
2006 1 st QT 10.40% tested positive

WORK ETHIC CAMP

Apr 18, 2006

Design Capacity	Actual Population	% of Capacity
100	73	73%



INSTITUTIONS / PROGRAMS

**Average Cost Per Offender
(All facilities including Parole)
Nebraska FY 2005 \$25,079/year**

Adult Parole Administration (APA)
Average Cost per Parolee per Year \$2,433.00
Jim Mckenzie, Administrator
Folsom & West Prospector Place, Bldg. 15
Lincoln, NE 68522
(402) 471-2654

Community Corrections Center-Lincoln (CCC-L)
Community Custody
Average Cost per Inmate per Year \$16,093.00
Rex Richard, Superintendent
2720 West Van Dorn
Lincoln, NE 68522
(402) 471-0740

Community Corrections Center-Omaha (CCC-O)
Community Custody
Average Cost per Inmate per Year \$16,638.00
Ryan Mahr, Superintendent
2320 Avenue "J"
Omaha, NE 68110
(402) 595-2010

Diagnostic & Evaluation Center (DEC)
Maximum Custody
Average Cost per Inmate per Year \$33,223.00
Robert Madsen, Acting Warden
3220 West Van Dorn
Lincoln, NE 68522
(402) 471-3330

Lincoln Correctional Center (LCC)
Maximum & Medium Custody
Average Cost per Inmate per Year \$32,834.00
Diane Sabatka-Rine, Warden
3216 West Van Dorn
Lincoln, NE 68522
(402) 471-2861

Nebraska is one of nine states nationwide having all adult facilities and adult parole accredited through the American Correctional Association.

Nebraska Correctional Center for Women (NCCW)
Maximum, Medium & Minimum Custody
Average Cost per Inmate per Year \$29,417.00
John J. Dahm, Warden
1107 Recharge Road
York, NE 68467-8003
(402) 362-3317

Nebraska Correctional Youth Facility (NCYF)
Maximum, Medium & Minimum Custody
Average Cost per Inmate per Year \$39,212.00
Cathy Waller-Borovac, Warden
2610 North 20th Street East
Omaha, NE 68110
(402) 595-2000

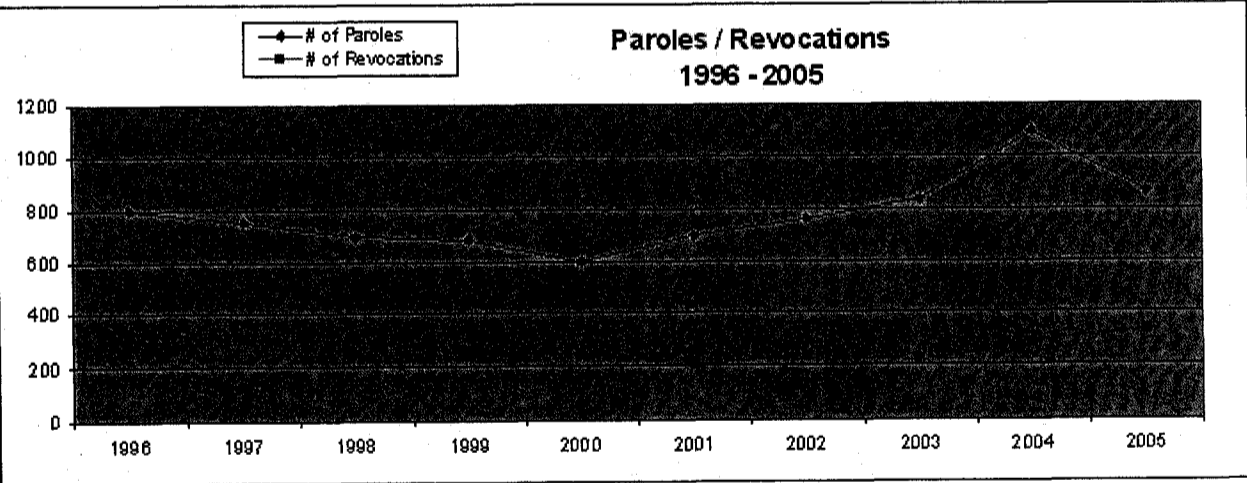
Nebraska State Penitentiary (NSP)
Maximum, Medium, Minimum Custody & Residential Treatment Community
Average Cost per Inmate per Year \$27,834.00
Dennis Bakewell, Warden
4201 South 14th Street
Lincoln, NE 68542
(402) 471-3161

Omaha Correctional Center (OCC)
Medium & Minimum Custody
Average Cost per Inmate per Year \$24,221.00
Karen Shortridge, Warden
2323 Avenue "J"
Omaha, NE 68110
(402) 595-3964

Tecumseh State Correctional Institution (TSCI)
Maximum, Medium, Death Row & Intensive Management
Average Cost per Inmate per Year \$33,377.00
Fred Britten, Warden
2725 N. Highway 50
Tecumseh, NE 68450
(402) 335-5998

Work Ethic Camp, McCook (WEC)
Intensive Supervision Probationers
Average Cost per Offender (based on number of admissions per year) \$16,578
Raleigh Haas, Superintendent
2309 North Highway 83
McCook, NE 69001
(308) 345-8405

** WEC average cost is based on FY2005 admissions of 248 offenders.



NEBRASKA DEPARTMENT OF CORRECTIONAL SERVICES

May 18, 2006

Robert P. Houston, Director
Robin Spindler, Assistant Director,
Administrative Services
Frank Hopkins, Assistant Director,
Institutions
Larry Wayne, Assistant Director,
Programs & Community Services



Folsom & West Prospector Place, Building 1
Lincoln, NE 68522
(402) 471-2654
FAX: (402) 479-5623
www.corrections.state.ne.us

MISSION STATEMENT
To serve and protect the public by providing control, humane care and program opportunities for those individuals placed in its custody and supervision, thereby facilitating their return to society as responsible persons.

INMATE POPULATION

May 18, 2006

POPULATION vs. DESIGN CAPACITY

	Design Capacity	Actual Population	% of Capacity
CCC-L	200	368	184.00%
DEC	160	382	238.75%
LCC	308	501	162.66%
NCCW	275	321	116.73%
NSP	718	1,142	159.08%
OCC	396	590	148.99%
CCC-O	90	168	186.67%
NCYF	68	102	150.00%
TSCI-Gen Pop	672	617	91.82%
TSCI-Min	32	27	84.34%
TSCI-PC	64	46	71.88%
TSCI-SMU	192	170	88.54%
TOTAL DCS:			
5-18-06	3,175	4,434	139.75%
5-18-05	3,175	4,213	132.69%

CRIME TYPE OF POPULATION

May 18, 2006

Part I Offenses *	1,683	38.0%
Part II Offenses**	2,751	62.0%
TOTAL POPULATION	4,434	

**1st Degree Murder, 2nd Degree Murder, Manslaughter, 1st Degree Assault, 1st Degree Sexual Assault, Robbery.

**All other offenses.

LIFE SENTENCES

May 18, 2006

Total Inmates Sentenced to Capital Punishment	10
Total Inmates Serving 1 st Degree Life Sentences	206
Total Inmates Serving Life Sentences	291
(6-30-05)	
Total Inmates Serving 1 st Degree Life Sentences	200

0-81

SUCCESS RATE (FY05)

78.2%

ADMIT STATUS OF POPULATION - DEC

May 18, 2006

Admit Status	Population	% of
Sentenced	363	95.1%
90 Day Evaluator	5	1.3%
County Safekeeper	12	3.1%
I.S. Transfer	2	0.5%
TOTAL POPULATION	382	

ADMIT STATUS OF POPULATION - NCCW

May 18, 2006

Admit Status	Population	% of
Sentenced	306	95.3%
90 Day Evaluator	2	0.6%
County Safekeeper	9	2.8%
I.S. Transfer	4	1.3%
TOTAL POPULATION	321	

OFFENSE CATEGORY for MOST SERIOUS OFFENSE & PERCENT OF TOTAL

POPULATION CONFINED (6-30-05)

Offense	Population	% of
Homicide	512	12.14%
Robbery	384	9.11%
Burglary	343	8.13%
Assault	415	9.84%
Theft	375	8.89%
Sex Offenses	601	14.25%
Restraint	55	1.30%
Arson	30	0.71%
Drugs	837	19.85%
Fraud	164	3.89%
Weapons	134	3.18%
Morals	31	0.74%
Motor Vehicle	222	5.26%
Other	114	2.70%

CUSTODY CLASSIFICATION

May 18, 2006

CUSTODY LEVEL	TOTAL PER CUSTODY LEVEL	% OF TOTAL
Maximum*	1193	26.9%
Medium	1409	31.8%
Minimum	1246	28.1%
Community	586	13.2%
TOTAL	4,434	100.0%

*New admissions to the Diagnostic & Evaluation Center are classified as maximum until transferred to another facility.

RANDOM TESTING PROGRAM

For DRUGS of ABUSE

Baseline test 6/1991 - 17.35% tested positive
2003 Average 1.6% tested positive
2004 Average 1.25% tested positive
2005 Average 1.66% tested positive
2006 1 st QT 2.72% tested positive

PAROLE POPULATION

May 18, 2006

Adult Parole 706

PAROLE SUCCESS RATE (FY05)

76.8%

PAROLE RANDOM TESTING PROGRAM

For DRUGS of ABUSE

Baseline test 1997 - 12.5% tested positive
2003 Average 14.33% tested positive
2004 Average 13.60% tested positive
2005 Average 16.42% tested positive
2006 1 st QT 10.40% tested positive

WORK ETHIC CAMP

May 18, 2006

Design Capacity	Actual Population	% of Capacity
100	71	71%

Meth Admissions January 2005 to 1 Year Ago

Max Sent Yrs	# of Inmates	Cumulative %
0	1	0.8%
1	10	8.6%
2	16	21.1%
3	35	48.4%
4	11	57.0%
5	33	82.8%
6	7	88.3%
7	2	89.8%
9	1	90.6%
10	4	93.8%
12	1	94.5%
15	6	99.2%
20	1	100.0%
Grand Total	112	100%

Meth Admissions January 2006 to Present

Max Sent Yrs	# of Inmates	Cumulative %
0	5	3.1%
1	43	29.4%
2	29	47.2%
3	36	69.3%
4	12	76.7%
5	24	91.4%
6	5	94.5%
7	4	96.9%
8	2	98.2%
10	1	98.8%
20	1	99.4%
30	1	100.0%
Grand Total	157	100%

INSTITUTIONS / PROGRAMS

Average Cost Per Offender
(All facilities including Parolee)
Nebraska FY 2005 \$25,079/year

Adult Parole Administration (APA)
Average Cost per Parolee per Year \$2,433.00
Jim McKenzie, Administrator
Folsom & West Prospector Place, Bldg. 15
Lincoln, NE 68522
(402) 471-2654

Community Corrections Center-Lincoln (CCC-L)
Community Custody
Average Cost per Inmate per Year \$16,093.00
Rex Fitchard, Superintendent
2720 West Van Dorn
Lincoln, NE 68522
(402) 471-0740

Community Corrections Center- Omaha (CCC-O)
Community Custody
Average Cost per Inmate per Year \$16,638.00
Ryan Mahr, Superintendent
2320 Avenue "J"
Omaha, NE 68110
(402) 595-2010

Diagnostic & Evaluation Center (DEC)
Maximum Custody
Average Cost per Inmate per Year \$33,223.00
Mario Peart, Warden
3220 West Van Dorn
Lincoln, NE 68522
(402) 471-3330

Lincoln Correctional Center (LCC)
Maximum & Medium Custody
Average Cost per Inmate per Year \$32,834.00
Diane Sabatka-Flene, Warden
3216 West Van Dorn
Lincoln, NE 68522
(402) 471-2861

Nebraska is one of nine states nationwide having all adult facilities and adult parole accredited through the National Correctional Association.

Nebraska Correctional Center for Women (NCCW)

Maximum, Medium & Minimum Custody
Average Cost per Inmate per Year \$29,417.00
John J. Dahm, Warden
1107 Recharge Road
York, NE 68467-8003
(402) 362-3317

Nebraska Correctional Youth Facility (NCYF)
Maximum, Medium & Minimum Custody
Average Cost per Inmate per Year \$59,212.00
Cathy Waller-Borovac, Warden
2610 North 20th Street East
Omaha, NE 68110
(402) 595-2000

Nebraska State Penitentiary (NSP)
Maximum, Medium, Minimum Custody & Residential Treatment Community
Average Cost per Inmate per Year \$27,834.00
Dennis Bakewell, Warden
4201 South 14th Street
Lincoln, NE 68542
(402) 471-3161


Omaha Correctional Center (OCC)
Medium & Minimum Custody
Average Cost per Inmate per Year \$24,221.00
Karen Shorridge, Warden
2323 Avenue "J"
Omaha, NE 68110
(402) 595-3964

Tecumseh State Correctional Institution (TSCI)
Maximum, Medium, Death Row & Intensive Management
Average Cost per Inmate per Year \$33,377.00
Fred Britten, Warden
2725 N. Highway 50
Tecumseh, NE 68450
(402) 335-5998

Work Ethic Camp, McCook (WEC)
Intensive Supervision Probationers
Average Cost per Offender (based on number of admissions per year) \$16,578
Raleigh Haas, Superintendent
2309 North Highway 83
McCook, NE 69001
(309) 345-8405

** WEC average cost is based on FY2005 admissions of 248 offenders.


Population on 15th Day of Month



NEBRASKA DEPARTMENT of CORRECTIONAL SERVICES

Jun 15, 2006

Robert P. Houston, Director
Robin Spindler, Deputy Director,
Administrative Services
Frank Hopkins, Deputy Director,
Institutions
Larry Wayne, Deputy Director,
Programs & Community Services



Folsom & West Prospector Place, Building 1
Lincoln, NE 68522
(402) 471-2654
FAX: (402) 479-5623
www.corrections.state.ne.us

MISSION STATEMENT

To serve and protect the public by providing control, humane care and program opportunities for those individuals placed in its custody and supervision, thereby facilitating their return to society as responsible persons.

INMATE POPULATION

Jun 15, 2006

POPULATION vs. DESIGN CAPACITY

	Design Capacity	Actual Population	% of Capacity
CCC-L	200	390	195.00%
DEC	160	374	233.75%
LCC	308	497	161.36%
NCCW	275	316	114.91%
NSP	718	1,176	163.79%
OCC	396	599	151.26%
CCC-O	90	154	171.11%
NCYF	68	100	147.06%
TSCI-Gen Pop	672	624	92.86%
TSCI-Min	32	27	84.38%
TSCI-PC	64	51	79.69%
TSCI-SMU	192	171	89.06%
TOTAL DCS:			
6-15-06	3,175	4,479	141.07%
6-15-05	3,175	4,213	132.69%

CRIME TYPE OF POPULATION

Jun 15, 2006

Part I Offenses *	1,689	37.7%
Part II Offenses**	2,790	62.3%
TOTAL POPULATION	4,479	

*1st Degree Murder, 2nd Degree Murder, Manslaughter, 1st Degree Assault, 1st Degree Sexual Assault, Robbery.

**All other offenses.

LIFE SENTENCES

Jun 15, 2006

Total Inmates Sentenced to Capital Punishment	10
Total Inmates Serving 1 st Degree Life Sentences	207
Total Inmates Serving Life Sentences	292
(6-30-05)	
Total Inmates Serving 1 st Degree Life Sentences	200

2481

SUCCESS RATE (FY05)

78.2%

ADMIT STATUS OF POPULATION - DEC

Jun 15, 2006

Admit Status	Population	% of
Sentenced	345	92.2%
90 Day Evaluator	9	2.4%
County Safekeeper	19	5.1%
I.S. Transfer	1	0.3%
TOTAL POPULATION	374	

ADMIT STATUS OF POPULATION - NCCW

Jun 15, 2006

Admit Status	Population	% of
Sentenced	306	96.8%
90 Day Evaluator	1	0.3%
County Safekeeper	5	1.6%
I.S. Transfer	4	1.3%
TOTAL POPULATION	316	

OFFENSE CATEGORY for MOST SERIOUS OFFENSE & PERCENT OF TOTAL

POPULATION CONFINED (6-30-05)

Offense	Population	% of
Homicide	512	12.14%
Robbery	384	9.11%
Burglary	343	8.13%
Assault	415	9.84%
Theft	375	8.89%
Sex Offenses	601	14.25%
Restraint	55	1.30%
Arson	30	0.71%
Drugs	837	19.85%
Fraud	164	3.89%
Weapons	134	3.18%
Morals	31	0.74%
Motor Vehicle	222	5.26%
Other	114	2.70%

CUSTODY CLASSIFICATION

Jun 15, 2006

CUSTODY LEVEL	TOTAL PER CUSTODY LEVEL	% OF TOTAL
Maximum*	1173	26.2%
Medium	1408	31.4%
Minimum	1313	29.3%
Community	585	13.1%
TOTAL	4,479	100.0%

*New admissions to the Diagnostic & Evaluation Center are classified as maximum until transferred to another facility.

RANDOM TESTING PROGRAM

For DRUGS of ABUSE

Baseline test 6/1991 - 17.35% tested positive
2003 Average 1.6% tested positive
2004 Average 1.25% tested positive
2005 Average 1.66% tested positive
2006 1 st QT 2.72% tested positive

PAROLE POPULATION

Jun 15, 2006

Adult Parole

703

PAROLE SUCCESS RATE (FY05)

76.8%

PAROLE RANDOM TESTING PROGRAM

For DRUGS of ABUSE

Baseline test 1997 - 12.5% tested positive
2003 Average 14.33% tested positive
2004 Average 13.60% tested positive
2005 Average 16.42% tested positive
2006 1 st QT 10.40% tested positive

WORK ETHIC CAMP

Jun 15, 2006

Design Capacity	Actual Population	% of Capacity
100	65	65%

Sex Offense Admissions January 2005 to 1 Year Ago

Max Sent Yrs	# of Inmates	Cumulative %
1	4	7.1%
2	1	8.9%
3	4	16.1%
4	6	26.8%
5	12	48.2%
6-8	6	58.9%
9-10	3	64.3%
11-15	4	71.4%
16-20	6	82.1%
25	1	83.9%
30	4	91.1%
40	4	98.2%
60	1	100%
Grand Total	49	

Sex Offense Admissions January 2006 to Present

Max Sent Yrs	# of Inmates	Cumulative %
1	15	13.2%
2	7	19.3%
3	10	28.1%
4	9	36.0%
5	22	55.3%
6-8	6	60.5%
9-10	6	65.8%
11-15	9	73.7%
16-20	18	89.5%
25	1	90.4%
30	4	93.9%
36	1	94.7%
40	3	97.4%
50	3	100%
Grand Total	101	

INSTITUTIONS / PROGRAMS

Average Cost Per Offender
(All facilities including Parole)
Nebraska FY 2006 \$26,031/year

Adult Parole Administration (APA)
Average Cost per Parolee per Year \$2,846.00
Jim McKenzie, Administrator
Folsom & West Prospector Place, Bldg. 15
Lincoln, NE 68522
(402) 471-2654

Community Corrections Center-Lincoln (CCC-L)
Community Custody
Average Cost per Inmate per Year \$16,700.00
Rex Richard, Superintendent
2720 West Van Dorn
Lincoln, NE 68522
(402) 471-0740

Community Corrections Center-Omaha (CCC-O)
Community Custody
Average Cost per Inmate per Year \$17,496.00
Ryan Mahr, Superintendent
2320 Avenue "J"
Omaha, NE 68110
(402) 595-2010

Diagnostic & Evaluation Center (DEC)
Maximum Custody
Average Cost per Inmate per Year \$26,869.00
Mario Peart, Warden
3220 West Van Dorn
Lincoln, NE 68522
(402) 471-3330

Lincoln Correctional Center (LCC)
Maximum & Medium Custody
Average Cost per Inmate per Year \$35,402.00
Diane Sabatka-Rine, Warden
3216 West Van Dorn
Lincoln, NE 68522
(402) 471-2861

Nebraska is one of nine states nationwide having all-adult facilities and adult parole accredited through the National Correctional Association.

Nebraska Correctional Center for Women (NCCW)
Maximum, Medium & Minimum Custody
Average Cost per Inmate per Year \$29,978.00
John J. Dahm, Warden
1107 Recharge Road
York, NE 68467-8003
(402) 362-3317

Nebraska Correctional Youth Facility (NCYF)
Maximum, Medium & Minimum Custody
Average Cost per Inmate per Year \$52,442.00
Cathy Waller-Borovac, Warden
2610 North 20th Street East
Omaha, NE 68110
(402) 595-2000

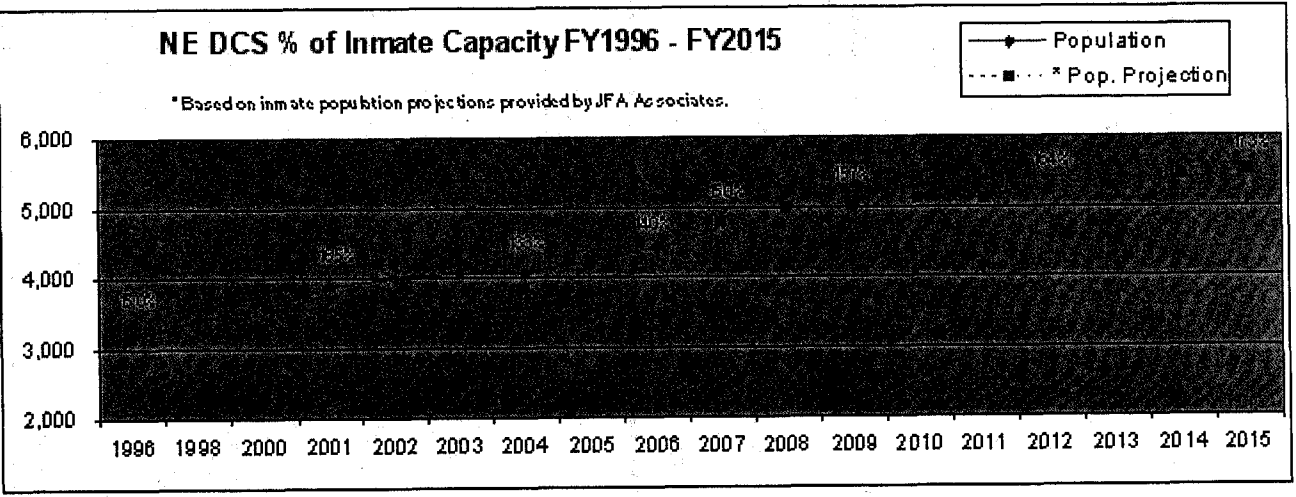
Nebraska State Penitentiary (NSP)
Maximum, Medium, Minimum Custody & Residential Treatment Community
Average Cost per Inmate per Year \$28,872.00
Dennis Bakewell, Warden
4201 South 14th Street
Lincoln, NE 68542
(402) 471-3161

Omaha Correctional Center (OCC)
Medium & Minimum Custody
Average Cost per Inmate per Year \$26,174.00
Karen Shortridge, Warden
2323 Avenue "J"
Omaha, NE 68110
(402) 595-3964

Tecumseh State Correctional Institution (TSCI)
Maximum, Medium, Death Row & Intensive Management
Average Cost per Inmate per Year \$33,329.00
Fred Britten, Warden
2725 N. Highway 50
Tecumseh, NE 68450
(402) 335-5998


Work Ethic Camp, McCook (WEC)
Intensive Supervision Probationers
Average Cost per Offender (based on number of admissions per year) \$19,422
Raleigh Haas, Superintendent
2309 North Highway 83
McCook, NE 69001
(308) 345-8405

** WEC average cost is based on FY2006 admissions of 226 offenders.



NEBRASKA DEPARTMENT OF CORRECTIONAL SERVICES
Jul 31, 2006

Robert P. Houston, Director
Robin Spindler, Deputy Director, Administrative Services
Frank Hopkins, Deputy Director, Institutions
Larry Wayne, Deputy Director, Programs & Community Services



Folsom & West Prospector Place, Building 1
Lincoln, NE 68522
(402) 471-2654
FAX: (402) 479-5623
www.corrections.state.ne.us

MISSION STATEMENT
To serve and protect the public by providing control, humane care and program opportunities for those individuals placed in its custody and supervision, thereby facilitating their return to society as responsible persons.

INMATE POPULATION

Jul 31, 2006

POPULATION vs. DESIGN CAPACITY

	Design Capacity	Actual Population	% of Capacity
CCC-L	200	351	175.50%
DEC	160	332	207.50%
LCC	308	494	160.39%
NCCW	275	330	120.00%
NSP	718	1,181	164.48%
OCC	396	592	149.49%
CCC-O	90	165	183.33%
NCYF	68	98	144.12%
TSCI-Gen Pop	672	605	90.33%
TSCI-Min	32	25	78.13%
TSCI-PC	64	55	85.94%
TSCI-SMU	192	170	88.54%
TOTAL DCS:			
7-31-06	3,175	4,398	138.52%
7-31-05	3,175	4,188	131.91%

CRIME TYPE OF POPULATION

Jul 31, 2006

Part I Offenses *	1,684	38.3%
Part II Offenses**	2,714	61.7%
TOTAL POPULATION	4,398	

*1st Degree Murder, 2nd Degree Murder, Manslaughter, 1st Degree Assault, 1st Degree Sexual Assault, Robbery.

**All other offenses.

LIFE SENTENCES

Jul 31, 2006

Total Inmates Sentenced to Capital Punishment	10
Total Inmates Serving 1 st Degree Life Sentences	208
Total Inmates Serving Life Sentences	293
(6-30-06)	
Total Inmates Serving 1 st Degree Life Sentences	208

4-8-1

SUCCESS RATE (FY05)

78.2%

ADMIT STATUS OF POPULATION - DEC

Jul 31, 2006

Admit Status	Population	% of Population
Sentenced	310	93.4%
90 Day Evaluator	4	1.2%
County Safekeeper	18	5.4%
I.S. Transfer	0	0.0%
TOTAL POPULATION	332	

ADMIT STATUS OF POPULATION - NCCW

Jul 31, 2006

Admit Status	Population	% of Population
Sentenced	318	96.4%
90 Day Evaluator	1	0.3%
County Safekeeper	7	2.1%
I.S. Transfer	4	1.2%
TOTAL POPULATION	330	

OFFENSE CATEGORY for MOST SERIOUS OFFENSE & PERCENT of TOTAL

POPULATION CONFINED (6-30-06)

Offense	Population	% of Population
Homicide	498	11.1%
Robbery	401	9.0%
Burglary	361	8.1%
Assault	519	11.6%
Theft	420	9.4%
Sex Offenses	618	13.8%
Restraint	52	1.2%
Arson	28	0.6%
Drugs	857	19.2%
Fraud	193	4.3%
Weapons	78	1.7%
Morals	45	1.0%
Motor Vehicle	251	5.6%
Other	155	3.5%

CUSTODY CLASSIFICATION

Jul 31, 2006

CUSTODY LEVEL	TOTAL PER CUSTODY LEVEL	% OF TOTAL
Maximum*	1135	25.8%
Medium	1412	32.1%
Minimum	1308	29.8%
Community	543	12.3%
TOTAL	4,398	100.0%

*New admissions to the Diagnostic & Evaluation Center are classified as maximum until transferred to another facility.

RANDOM TESTING PROGRAM

For DRUGS of ABUSE

Baseline test 6/1991 - 17.35% tested positive
2003 Average 1.6% tested positive
2004 Average 1.25% tested positive
2005 Average 1.66% tested positive
2006 1 st QT 2.72% tested positive

PAROLE POPULATION

Jul 31, 2006

Adult Parole

745

PAROLE SUCCESS RATE (FY05)

76.8%

PAROLE RANDOM TESTING PROGRAM

For DRUGS of ABUSE

Baseline test 1997 - 12.5% tested positive
2003 Average 14.33% tested positive
2004 Average 13.60% tested positive
2005 Average 16.42% tested positive
2006 1 st QT 10.40% tested positive

WORK ETHIC CAMP

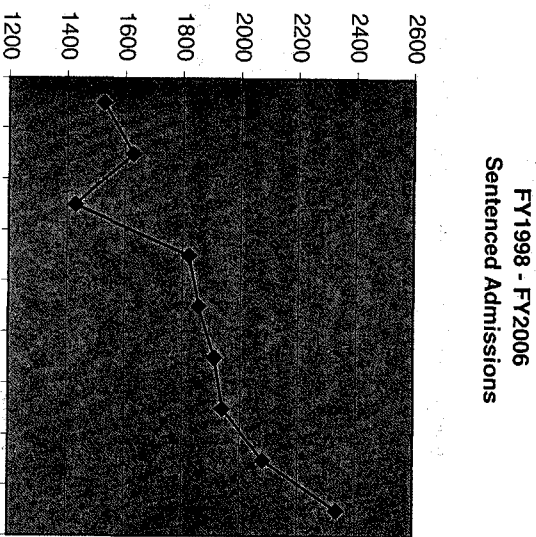
Jul 31, 2006

Design Capacity	Actual Population	% of Capacity
100	70	70%

FY2006 Admissions

Sentenced Admissions	2336
Revocation Admissions	278
Evaluator/Safekeepers	202
Work Ethic Camp	226
	3042

Total Males	2581
Total Females	461



INSTITUTIONS / PROGRAMS

Average Cost Per Offender
(All facilities including Parole)
Nebraska FY: 2006 \$26,031/Year

Adult Parole Administration (APA)
Average Cost per Parolee per Year \$2,846.00
Jimmie McKenzie, Administrator
Folsom & West Prospector Place, Bldg. 15
Lincoln, NE 68522
(402) 471-2654

Community Corrections Center-Lincoln (CCC-L)
Community Custody
Average Cost per Inmate per Year \$16,700.00
Rex Richard, Superintendent
2720 West Van Dom
Lincoln, NE 68522
(402) 471-0740

Community Corrections Center-Omaha (CCC-O)
Community Custody
Average Cost per Inmate per Year \$17,496.00
Ryan Mahr, Superintendent
2320 Avenue "J"
Omaha, NE 68110
(402) 595-2010

Diagnostic & Evaluation Center (DEC)
Maximum Custody
Average Cost per Inmate per Year \$26,869.00
Mario Peart, Warden
3220 West Van Dom
Lincoln, NE 68522
(402) 471-3330

Lincoln Correctional Center (LCC)
Maximum & Medium Custody
Average Cost per Inmate per Year \$35,402.00
Diane Sabatka-Rine, Warden
3216 West Van Dom
Lincoln, NE 68522
(402) 471-2861

Nebraska is one of six states nationwide having all adult facilities, adult parole, and central office accredited through the American Correctional Association.

Nebraska Correctional Center for Women (NCCW)

Maximum, Medium & Minimum Custody
Average Cost per Inmate per Year \$29,978.00
John J. Dahm, Warden
1107 Recharge Road
York, NE 68467-8003
(402) 362-3317

Nebraska Correctional Youth Facility (NCYF)
Maximum, Medium & Minimum Custody
Average Cost per Inmate per Year \$52,442.00
Cathy Waller-Borovac, Warden
2610 North 20th Street East
Omaha, NE 68110
(402) 595-2000

Nebraska State Penitentiary (NSP)
Maximum, Medium, Minimum Custody & Residential Treatment Community
Average Cost per Inmate per Year \$28,872.00
Dennis Bakewell, Warden
4201 South 14th Street
Lincoln, NE 68542
(402) 471-3161

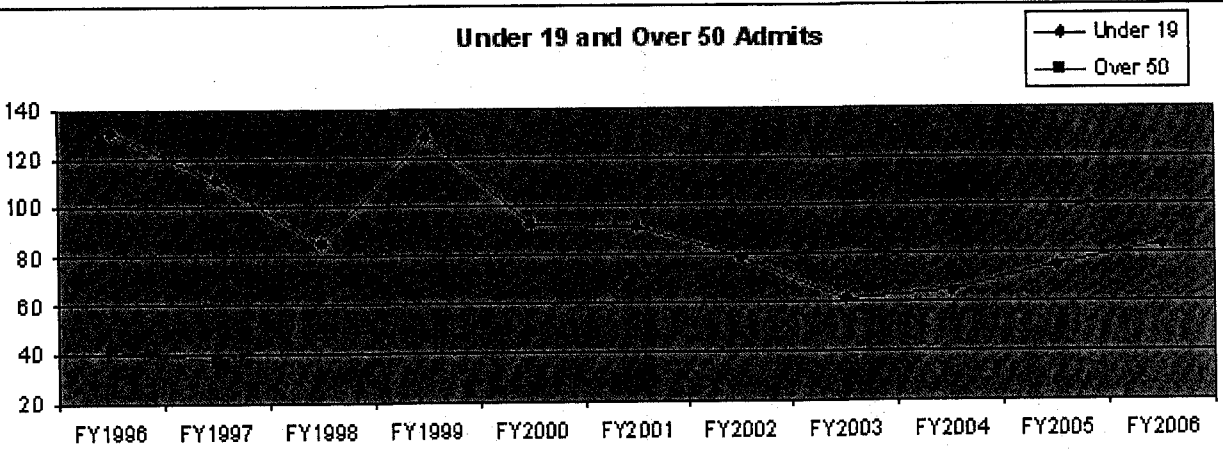
Omaha Correctional Center (OCC)
Medium & Minimum Custody
Average Cost per Inmate per Year \$26,174.00
Karen Shortridge, Warden
2323 Avenue "J"
Omaha, NE 68110
(402) 595-3964

Tecumseh State Correctional Institution (TSCI)
Maximum, Medium, Death Row & Intensive Management
Average Cost per Inmate per Year \$33,329.00
Fred Britten, Warden
2725 N. Highway 50
Tecumseh, NE 68450
(402) 335-5998

Work Ethic Camp, McCook (WEC)
Intensive Supervision Probationers
Average Cost per Offender (based on number of admissions per year) \$19,422
Raleigh Haas, Superintendent
2309 North Highway 83
McCook, NE 69001
(308) 345-8405

** WEC average cost is based on FY2006 admissions of 226 offenders.


Under 19 and Over 50 Admits



NEBRASKA DEPARTMENT OF CORRECTIONAL SERVICES

October 2, 2006

Robert P. Houston, Director
Robin Spindler, Deputy Director,
Administrative Services
Frank Hopkins, Deputy Director,
Institutions
Larry Wayne, Deputy Director,
Programs & Community Services



Folsom & West Prospector Place, Building 1
Lincoln, NE 68522
(402) 471-2654
FAX: (402) 479-5623
www.corrections.state.ne.us

MISSION STATEMENT
To serve and protect the public by providing control, humane care and program opportunities for those individuals placed in its custody and supervision, thereby facilitating their return to society as responsible persons.

INMATE POPULATION

Oct 2, 2006

POPULATION vs. DESIGN CAPACITY

	Design Capacity	Actual Population	% of Capacity
CCC-L	200	368	184.00%
DEC	160	411	256.88%
LCC	308	493	160.06%
NCCW	275	311	113.09%
NSP	718	1,096	152.65%
OCC	396	593	149.75%
CCC-O	90	173	192.22%
NCYF	68	97	142.65%
TSCI-Gen Pop	672	610	90.77%
TSCI-Min	32	32	100.00%
TSCI-PC	64	57	89.06%
TSCI-SMU	192	148	77.08%
TOTAL DCS:			
10-2-06	3,175	4,389	138.24%
10-2-05	3,175	4,288	135.06%

CRIME TYPE OF POPULATION

	Oct 2, 2006
Part I Offenses *	1,676
Part II Offenses**	2,713
TOTAL POPULATION	4,389

*1st Degree Murder, 2nd Degree Murder, Manslaughter, 1st Degree Assault, 1st Degree Sexual Assault, Robbery.

**All other offenses.

LIFE SENTENCES

Oct 2, 2006

Total Inmates Sentenced to Capital Punishment	9
Total Inmates Serving 1 st Degree Life Sentences	208
Total Inmates Serving Life Sentences (6-30-06)	294
Total Inmates Serving 1 st Degree Life Sentences	208

9781

SUCCESS RATE (FY05)

78.2%

ADMIT STATUS OF POPULATION - DEC

Oct 2, 2006

Admit Status	Population	% of Population
Sentenced	385	93.7%
90 Day Evaluator	5	1.2%
County Safekeeper	20	4.9%
I.S. Transfer	1	0.2%
TOTAL POPULATION	411	

ADMIT STATUS OF POPULATION - NCCW

Oct 2, 2006

Admit Status	Population	% of Population
Sentenced	305	98.1%
90 Day Evaluator	0	0.0%
County Safekeeper	3	1.0%
I.S. Transfer	3	1.0%
TOTAL POPULATION	311	

OFFENSE CATEGORY for MOST SERIOUS OFFENSE & PERCENT of TOTAL

POPULATION CONFINED (6-30-06)

Offense	Population	% of Population
Homicide	498	11.1%
Robbery	401	9.0%
Burglary	361	8.1%
Assault	519	11.6%
Theft	420	9.4%
Sex Offenses	618	13.8%
Restraint	52	1.2%
Arson	28	0.6%
Drugs	857	19.2%
Fraud	193	4.3%
Weapons	78	1.7%
Morals	45	1.0%
Motor Vehicle	251	5.6%
Other	155	3.5%

CUSTODY CLASSIFICATION

Oct 2, 2006

CUSTODY LEVEL	TOTAL PER CUSTODY LEVEL	% OF TOTAL
Maximum*	1194	27.2%
Medium	1360	31.0%
Minimum	1249	28.4%
Community	586	13.4%
TOTAL	4,389	100.0%

*New admissions to the Diagnostic & Evaluation Center are classified as maximum until transferred to another facility.

RANDOM TESTING PROGRAM

For DRUGS of ABUSE

Baseline test 6/1991 - 17.35% tested positive
2003 Average 1.6% tested positive
2004 Average 1.25% tested positive
2005 Average 1.66% tested positive
2006 1 st Half 2.00% tested positive

PAROLE POPULATION

Oct 2, 2006

Adult Parole	767
--------------	-----

PAROLE SUCCESS RATE (FY05)

76.8%

PAROLE RANDOM TESTING PROGRAM

For DRUGS of ABUSE

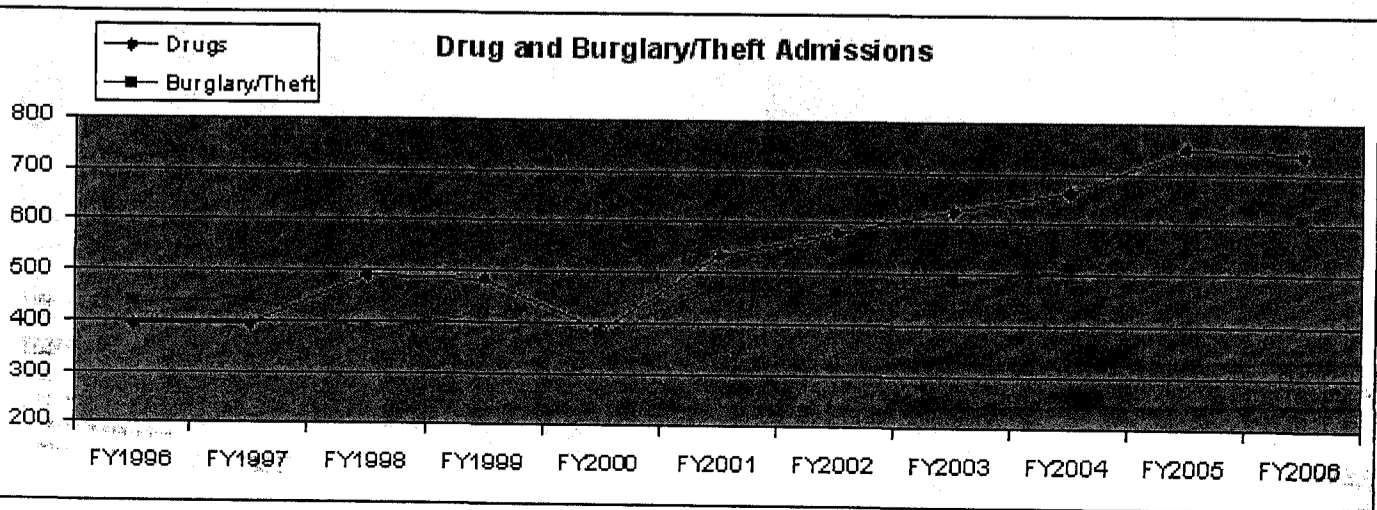
Baseline test 1997 - 12.5% tested positive
2003 Average 14.33% tested positive
2004 Average 13.60% tested positive
2005 Average 16.42% tested positive
2006 1 st Half 9.72% tested positive

WORK ETHIC CAMP

Oct 2, 2006

Design Capacity	Actual Population	% of Capacity
100	77	77%

Drug and Burglary/Theft Admissions



INSTITUTIONS / PROGRAMS

Average Cost Per Offender
(All facilities including Parole)
Nebraska FY 2006 \$26,031/Year

Adult Parole Administration (APA)
Average Cost per Parolee per Year \$2,846.00
Jim McKenzie, Administrator
Folsom & West Prospector Place, Bldg. 15
Lincoln, NE 68522
(402) 471-2654

Community Corrections Center-Lincoln (CCC-L)
Community Custody
Average Cost per Inmate per Year \$16,700.00
Rex Richard, Superintendent
2720 West Van Dorn
Lincoln, NE 68522
(402) 471-0740

Community Corrections Center-Omaha (CCC-O)
Community Custody
Average Cost per Inmate per Year \$17,496.00
Ryan Mahr, Superintendent
2320 Avenue "J"
Omaha, NE 68110
(402) 595-2010

Diagnostic & Evaluation Center (DEC)
Maximum Custody
Average Cost per Inmate per Year \$26,869.00
Mario Peart, Warden
3220 West Van Dorn
Lincoln, NE 68522
(402) 471-3330

Lincoln Correctional Center (LCC)
Maximum & Medium Custody
Average Cost per Inmate per Year \$35,402.00
Diane Sabatka-Fine, Warden
3216 West Van Dorn
Lincoln, NE 68522
(402) 471-2861

Nebraska is one of nine states nationwide having all adult facilities and adult parole accredited through the American Correctional Association.

Nebraska Correctional Center for Women (NCCW)

Maximum, Medium & Minimum Custody
Average Cost per Inmate per Year \$29,978.00
John J. Dahm, Warden
1107 Recharge Road
York, NE 68467-8003
(402) 362-3317

Nebraska Correctional Youth Facility (NCYF)
Maximum, Medium & Minimum Custody
Average Cost per Inmate per Year \$52,442.00
Cathy Waller-Borovac, Warden
2610 North 20th Street East
Omaha, NE 68110
(402) 595-2000

Nebraska State Penitentiary (NSP)
Maximum, Medium, Minimum Custody & Residential Treatment Community
Average Cost per Inmate per Year \$28,872.00
Dennis Bakewell, Warden
4201 South 14th Street
Lincoln, NE 68542
(402) 471-3161

Omaha Correctional Center (OCC)
Medium & Minimum Custody
Average Cost per Inmate per Year \$26,174.00
Karen Shortridge, Warden
2323 Avenue "J"
Omaha, NE 68110
(402) 595-3964

Tecumseh State Correctional Institution (TSCI)
Maximum, Medium, Death Row & Intensive Management
Average Cost per Inmate per Year \$33,329.00
Fred Britten, Warden
2725 N. Highway 50
Tecumseh, NE 68450
(402) 335-5998

Work Ethic Camp, McCook (WEC)
Intensive Supervision Probationers
Average Cost per Offender (based on number of admissions per year) \$19,422
Raleigh Haas, Superintendent
2309 North Highway 83
McCook, NE 69001
(308) 345-8405

** WEC average cost is based on FY2006 admissions of 226 offenders.

Long Term Inmates by TRD Year / Age

Max Sentence of 50 Years or More
Date run: 11/28/2006

Release Year	Current Age	# of Inmates
2006 - 2010	41 - 50	2
	Over 50	5
2006 - 2010 Total		7
2011 - 2020	31 - 40	5
	41 - 50	27
	Over 50	18
2011 - 2020 Total		50
2021 - 2030	30 & Under	24
	31 - 40	25
	41 - 50	29
2021 - 2030 Total		78
2031 and Greater	30 & Under	36
	31 - 40	38
	41 - 50	40
2031 and Greater Total		114
2006 - 2010 Total		7
2011 - 2020 Total		50
2021 - 2030 Total		78
2031 and Greater Total		114
Life Total		305
Grand Total		594

NEBRASKA DEPARTMENT of CORRECTIONAL SERVICES

Nov 28, 2006

Robert P. Houston, Director
Robin Spindler, Deputy Director,
Administrative Services
Frank Hopkins, Deputy Director,
Institutions
Larry Wayne, Deputy Director,
Programs & Community Services



Folsom & West Prospector Place, Building 1
Lincoln, NE 68522
(402) 471-2654
FAX: (402) 479-5623
www.corrections.state.ne.us

MISSION STATEMENT
To serve and protect the public by providing control, humane care and program opportunities for those individuals placed in its custody and supervision, thereby facilitating their return to society as responsible persons.

INMATE POPULATION

Nov 28, 2006

POPULATION vs. DESIGN CAPACITY

	Design Capacity	Actual Population	% of Capacity
CCC-L	200	392	196.00%
DEC	160	366	228.75%
LCC	308	500	162.34%
NCCW	275	306	111.27%
NSP	718	1,152	160.45%
OCC	396	588	148.48%
CCC-O	90	152	168.89%
NCYF	68	92	135.24%
TSCI-Gen Pop	672	600	89.29%
TSCI-Min	32	30	93.75%
TSCI-PC	64	55	85.94%
TSCI-SMU	192	156	81.25%

TOTAL DCS:
 11-28-06 3,175 4,389 138.24%
 11-28-05 3,175 4,381 137.98%

CRIME TYPE of POPULATION

Nov 28, 2006

Part I Offenses * 1,691 38.5%
 Part II Offenses** 2,698 61.5%
TOTAL POPULATION 4,389

*1st Degree Murder, 2nd Degree Murder, Manslaughter, 1st Degree Assault, 1st Degree Sexual Assault, Robbery.

** All other offenses.

LIFE SENTENCES

Nov 28, 2006

Total Inmates Sentenced to Capital Punishment 9
 Total Inmates Serving 1st Degree Life Sentences 208
 Total Inmates Serving Life Sentences 294
 (6-30-06)
 Total Inmates Serving 1st Degree Life Sentences 208

SUCCESS RATE (FY05)

78.2%

ADMIT STATUS of POPULATION - DEC

Nov 28, 2006

	Admit Status	Population	% of
Sentenced		331	90.4%
90 Day Evaluator		5	1.4%
County Safekeeper		28	7.7%
I.S. Transfer		2	0.5%
TOTAL POPULATION		366	

ADMIT STATUS of POPULATION - NCCW

Nov 28, 2006

	Admit Status	Population	% of
Sentenced		296	96.7%
90 Day Evaluator		0	0.0%
County Safekeeper		6	2.0%
I.S. Transfer		4	1.3%
TOTAL POPULATION		306	

OFFENSE CATEGORY for MOST SERIOUS OFFENSE & PERCENT of TOTAL

POPULATION CONFINED (6-30-06)

Offense	Population	% of
Homicide	498	11.1%
Robbery	401	9.0%
Burglary	361	8.1%
Assault	519	11.6%
Theft	420	9.4%
Sex Offenses	618	13.8%
Restraint	52	1.2%
Arson	28	0.6%
Drugs	857	19.2%
Fraud	193	4.3%
Weapons	78	1.7%
Morals	45	1.0%
Motor Vehicle	251	5.6%
Other	155	3.5%

CUSTODY CLASSIFICATION

Nov 28, 2006

CUSTODY LEVEL	TOTAL PER CUSTODY LEVEL	% OF TOTAL
Maximum*	1196	27.2%
Medium	1374	31.3%
Minimum	1249	28.5%
Community	570	13.0%
TOTAL	4,389	100.0%

*New admissions to the Diagnostic & Evaluation Center are classified as maximum until transferred to another facility.

RANDOM TESTING PROGRAM

For DRUGS of ABUSE

Baseline test 6/1991 - 17.35% tested positive
 2003 Average 1.6% tested positive
 2004 Average 1.25% tested positive
 2005 Average 1.66% tested positive
 2006 Thru 3rd Quarter 1.75% tested positive

PAROLE POPULATION

Nov 28, 2006

Adult Parole 739

PAROLE SUCCESS RATE (FY05)

76.8%

PAROLE RANDOM TESTING PROGRAM

For DRUGS of ABUSE

Baseline test 1997 - 12.5% tested positive
 2003 Average 14.33% tested positive
 2004 Average 13.60% tested positive
 2005 Average 16.42% tested positive
 2006 Thru 3rd Quarter 10.95% tested positive

WORK ETHIC CAMP

Nov 28, 2006

Design Capacity	Actual Population	% of Capacity
100	79	79%

Location of Long Term Inmates Max Sentence of 50 Years or More

Date run: 11/28/2006

Facility	# of Inmates
CCL	7
CCO	2
DEC	8
LCC	99
NCW	13
NCY	1
NSP	176
OCC	31
TSC	257
Grand Total	594

Inmates With a 50+ Years Maximum Sentence

By Age

Date run: 11/28/2006

Current Age	# of Inmates	Percent
19 & Under	1	0.2%
20 - 29	94	16.7%
30 - 39	124	22.0%
40 - 49	175	31.1%
50 - 59	121	21.5%
60 & Over	48	8.5%
Grand Total	563	100.0%

INSTITUTIONS / PROGRAMS

Average Cost Per Offender
(All facilities including Parole)
Nebraska FY 2006 \$26,031/year

Adult Parole Administration (APA)
Average Cost per Parolee per Year \$2,846.00
Jim McKenzie, Administrator
Folsom & West Prospector Place, Bldg. 15
Lincoln, NE 68522
(402) 471-2654

Community Corrections Center-Lincoln (CCC-L)
Community Custody
Average Cost per Inmate per Year \$16,700.00
Rex Richard, Superintendent
2720 West Van Dorn
Lincoln, NE 68522
(402) 471-0740

Community Corrections Center- Omaha (CCC-O)
Community Custody
Average Cost per Inmate per Year \$17,496.00
Ryan Mahr, Superintendent
2320 Avenue "J"
Omaha, NE 68110
(402) 595-2010

Diagnostic & Evaluation Center (DEC)
Maximum Custody
Average Cost per Inmate per Year \$26,869.00
Mario Peart, Warden
3220 West Van Dorn
Lincoln, NE 68522
(402) 471-3330

Lincoln Correctional Center (LCC)
Maximum & Medium Custody
Average Cost per Inmate per Year \$35,402.00
Diane Sabatka-Rine, Warden
3216 West Van Dorn
Lincoln, NE 68522
(402) 471-2861

Nebraska is one of nine states nationwide having all adult facilities and adult parole accredited through the American Correctional Association.

Nebraska Correctional Center for Women (NCCW)

Maximum, Medium & Minimum Custody
Average Cost per Inmate per Year \$29,978.00
John J. Dahm, Warden
1107 Recharge Road
York, NE 68467-8003
(402) 362-3317

Nebraska Correctional Youth Facility (NCYF)
Maximum, Medium & Minimum Custody
Average Cost per Inmate per Year \$52,442.00
Cathy Waller-Borovac, Warden
2610 North 20th Street East
Omaha, NE 68110
(402) 595-2000

Nebraska State Penitentiary (NSP)
Maximum, Medium, Minimum Custody & Residential Treatment Community
Average Cost per Inmate per Year \$28,872.00
Dennis Bakewell, Warden
4201 South 14th Street
Lincoln, NE 68542
(402) 471-3161

Omaha Correctional Center (OCC)
Medium & Minimum Custody
Average Cost per Inmate per Year \$26,174.00
Karen Shortridge, Warden
2323 Avenue "J"
Omaha, NE 68110
(402) 595-3964

Tecumseh State Correctional Institution (TSCI)
Maximum, Medium, Death Row & Intensive Management
Average Cost per Inmate per Year \$33,329.00
Fred Britten, Warden
2725 N. Highway 50
Tecumseh, NE 68450
(402) 335-5998

Work Ethic Camp, McCook (WEC)
Intensive Supervision Probationers
**Average Cost per Offender (based on number of admissions per year) \$19,422
Raleigh Haas, Superintendent
2309 North Highway 83
McCook, NE 69001
(308) 345-8405

** WEC average cost is based on FY2006 admissions of 226 offenders.

Amph/Meth Male Admissions 2006

Age at Admit	Number	Percent %	Cumulative %
18 & Under	10	3.3%	3.3%
19 - 24	71	23.2%	26.5%
25 - 30	68	21.6%	48.0%
31 - 35	51	16.7%	64.7%
36 - 40	38	11.8%	76.5%
40 - 45	42	13.7%	90.2%
46 - 50	21	6.9%	97.1%
Over 50	9	2.9%	100.0%
Grand Total	306	100.0%	100.0%


Drug-Related Male Admissions 2006

Age at Admit	Number	Percent %	Cumulative %
18 & Under	18	3.7%	3.7%
19 - 24	128	24.7%	28.4%
25 - 30	108	21.1%	49.5%
31 - 35	81	15.9%	65.4%
36 - 40	60	11.7%	77.1%
40 - 45	63	12.3%	89.4%
46 - 50	32	6.3%	95.7%
Over 50	22	4.3%	100.0%
Grand Total	511	100.0%	100.0%

NEBRASKA DEPARTMENT of CORRECTIONAL SERVICES

January 10, 2007

Robert P. Houston, Director
Robin Spindler, Deputy Director,
Administrative Services
Frank Hopkins, Deputy Director,
Institutions
Larry Wayne, Deputy Director,
Programs & Community Services



Folsom & West Prospector Place, Building 1
Lincoln, NE 68522
(402) 471-2654
FAX: (402) 479-5623
www.corrections.state.ne.us

MISSION STATEMENT

To serve and protect the public by providing control, humane care and program opportunities for those individuals placed in its custody and supervision, thereby facilitating their return to society as responsible persons.

INMATE POPULATION

Jan 10, 2007

POPULATION vs. DESIGN CAPACITY

	Design Capacity	Actual Population	% of Capacity
CCC-L	200	378	189.00%
DEC	160	356	222.50%
LCC	308	497	161.36%
NCCW	275	319	116.00%
NSP	718	1,144	159.33%
OCC	396	596	150.51%
CCC-O	90	162	180.00%
NCYF	68	94	138.24%
TSCI-Gen Pop	672	582	86.61%
TSCI-Min	32	32	100.00%
TSCI-PC	64	54	84.38%
TSCI-SMU	192	175	91.15%
TOTAL DCS:			
1-10-07	3,175	4,389	138.24%
1-10-06	3,175	4,375	137.80%

CRIME TYPE OF POPULATION

Jan 10, 2007

Part I Offenses *	1,699	38.7%
Part II Offenses**	2,690	61.3%
TOTAL POPULATION	4,389	

*1st Degree Murder, 2nd Degree Murder, Manslaughter, 1st Degree Assault, 1st Degree Sexual Assault, Robbery.

**All other offenses.

LIFE SENTENCES

Jan 10, 2007

Total Inmates Sentenced to Capital Punishment	9
Total Inmates Serving 1 st Degree Life Sentences	209
Total Inmates Serving Life Sentences	294
(6-30-06)	
Total Inmates Serving 1 st Degree Life Sentences	208

0881

SUCCESS RATE (FY05)

78.2%

ADMIT STATUS OF POPULATION - DEC

Jan 10, 2007

Admit Status	Population	% of Population
Sentenced	332	93.3%
90 Day Evaluator	1	0.3%
County Safekeeper	23	6.4%
I.S. Transfer	0	0.0%
TOTAL POPULATION	319	

ADMIT STATUS OF POPULATION - NCCW

Jan 10, 2007

Admit Status	Population	% of Population
Sentenced	308	96.6%
90 Day Evaluator	1	0.3%
County Safekeeper	6	1.9%
I.S. Transfer	4	1.2%
TOTAL POPULATION	319	

OFFENSE CATEGORY FOR MOST SERIOUS OFFENSE & PERCENT OF TOTAL

POPULATION CONFINED (6-30-06)

Offense	Population	% of Population
Homicide	498	11.1%
Robbery	401	9.0%
Burglary	361	8.1%
Assault	519	11.6%
Theft	420	9.4%
Sex Offenses	618	13.8%
Restraint	52	1.2%
Arson	28	0.6%
Drugs	857	19.2%
Fraud	193	4.3%
Weapons	78	1.7%
Morals	45	1.0%
Motor Vehicle	251	5.6%
Other	155	3.5%

CUSTODY CLASSIFICATION

Jan 10, 2007

CUSTODY LEVEL	TOTAL PER CUSTODY LEVEL	% OF TOTAL
Maximum*	1190	27.1%
Medium	1365	31.1%
Minimum	1256	28.6%
Community	578	13.2%
TOTAL	4,389	100.0%

*New admissions to the Diagnostic & Evaluation Center are classified as maximum until transferred to another facility.

RANDOM TESTING PROGRAM

For DRUGS of ABUSE

Baseline test 6/1991 - 17.35% tested positive
2003 Average 1.60% tested positive
2004 Average 1.25% tested positive
2005 Average 1.66% tested positive
2006 Average 1.76% tested positive

PAROLE POPULATION

Jan 10, 2007

Adult Parole

739

PAROLE SUCCESS RATE (FY05)

76.8%

PAROLE RANDOM TESTING PROGRAM

For DRUGS of ABUSE

Baseline test 1997 - 12.5% tested positive
2003 Average 14.33% tested positive
2004 Average 13.60% tested positive
2005 Average 16.42% tested positive
2006 Average 12.18% tested positive

WORK ETHIC CAMP

Jan 10, 2007

Design Capacity	Actual Population	% of Capacity
100	67	67%

Amph/Meth Female Admissions 2006

Age at Admit	Number	Percent	Cumulative %
19 - 24	21	20.0%	20.0%
25 - 30	36	34.3%	54.3%
31 - 35	16	15.2%	69.5%
36 - 40	10	9.5%	79.0%
40 - 45	13	12.4%	91.4%
46 - 50	6	5.7%	97.1%
Over 50	3	2.8%	100.0%
Grand Total	105	100.0%	100.0%

Drug-Related Female Admissions 2006

Age at Admit	Number	Percent	Cumulative %
18 & Under	1	0.7%	0.7%
19 - 24	24	16.2%	16.9%
25 - 30	46	31.1%	48.0%
31 - 35	27	18.2%	66.2%
36 - 40	20	13.5%	79.7%
40 - 45	18	12.2%	91.9%
46 - 50	9	6.1%	98.0%
Over 50	3	2.0%	100.0%
Grand Total	148	100.0%	100.0%

1991 INSTITUTIONS / PROGRAMS

Average Cost per Offender
(All facilities including Parole)
Nebraska FY 2006 \$26,031/year

Adult Parole Administration (APA)
Average Cost per Parolee per Year \$2,846.00
Jim McKeenzie, Administrator
Folsom & West Prospector Place, Bldg. 15
Lincoln, NE 68522
(402) 471-2654

Community Corrections Center-Lincoln (CCC-L)
Community Custody
Average Cost per Inmate per Year \$16,700.00
Rex Richard, Superintendent
2720 West Van Dorn
Lincoln, NE 68522
(402) 471-0740

Community Corrections Center-Omaha (CCC-O)
Community Custody
Average Cost per Inmate per Year \$17,496.00
Ryan Mahr, Superintendent
2320 Avenue "J"
Omaha, NE 68110
(402) 595-2010

Diagnostic & Evaluation Center (DEC)
Maximum Custody
Average Cost per Inmate per Year \$26,869.00
Mario Peart, Warden
3220 West Van Dorn
Lincoln, NE 68522
(402) 471-3330

Lincoln Correctional Center (LCC)
Maximum & Medium Custody
Average Cost per Inmate per Year \$35,402.00
Diane Sabatka-Fine, Warden
3216 West Van Dorn
Lincoln, NE 68522
(402) 471-2861

Nebraska is one of nine states nationwide having all adult facilities and adult parole accredited through the African Correctional Association.

Nebraska Correctional Center for Women (NCCW)
Maximum, Medium & Minimum Custody
Average Cost per Inmate per Year \$29,978.00
John J. Dahm, Warden
1107 Recharge Road
York, NE 68467-8003
(402) 362-3317

Nebraska Correctional Youth Facility (NCYF)
Maximum, Medium & Minimum Custody
Average Cost per Inmate per Year \$52,442.00
Cathy Waller-Borovac, Warden
2610 North 20th Street East
Omaha, NE 68110
(402) 595-2000

Nebraska State Penitentiary (NSP)
Maximum, Medium, Minimum Custody & Residential Treatment Community
Average Cost per Inmate per Year \$28,872.00
Dennis Bakewell, Warden
4201 South 14th Street
Lincoln, NE 68542
(402) 471-3161

Omaha Correctional Center (OCC)
Medium & Minimum Custody
Average Cost per Inmate per Year \$26,174.00
Karen Shortridge, Warden
2323 Avenue "J"
Omaha, NE 68110
(402) 595-3964

Tecumseh State Correctional Institution (TSCI)
Maximum, Medium, Death Row & Intensive Management
Average Cost per Inmate per Year \$33,329.00
Fred Britten, Warden
2725 N. Highway 50
Tecumseh, NE 68450
(402) 335-5998

Work Ethic Camp, McCook (WEC)
Intensive Supervision Probationers
Average Cost per Offender (based on number of admissions per year) \$19,422
Raleigh Haas, Superintendent
2309 North Highway 83
McCook, NE 69001
(308) 345-8405

** WEC average cost is based on FY2006 admissions of 226 offenders.

3-Year Recidivism Data* Report FY2000 to FY2003																
Pop:	Releases				Recidivists				Technical Violators*				% Recidivism			
	FY00	FY01	FY02	FY03	FY00	FY01	FY02	FY03	FY00	FY01	FY02	FY03	FY00	FY01	FY02	FY03
FEMALES																
Paroles	104	71	108	109	18	7	19	14	n/a	n/a	n/a	13	17.3	9.9	17.6	24.8
Mand Discharges	90	83	125	140	16	19	10	24	n/a	n/a	n/a	n/a	17.8	22.9	8.0	17.1
TOTAL	194	154	233	249	34	10	29	38	n/a	n/a	n/a	13	17.5	16.9	12.4	20.5
MALES																
Paroles	575	548	683	558	127	125	166	84	n/a	n/a	n/a	122	22.1	22.8	24.3	36.9
Mand Discharges	948	1081	1097	1015	215	253	249	206	n/a	n/a	n/a	n/a	22.7	23.4	22.7	20.3
TOTAL	1523	1629	1780	1573	342	378	415	290	n/a	n/a	n/a	122	22.5	23.2	23.3	26.2
FEMALES & MALES																
Paroles	379	619	791	667	145	132	185	98	n/a	n/a	n/a	135	21.4	21.3	23.4	34.9
Mand Discharges	1038	1164	1222	1155	231	272	259	230	n/a	n/a	n/a	n/a	22.3	23.4	21.2	19.9
TOTAL	1717	1783	2013	1822	376	404	444	328	n/a	n/a	n/a	135	21.9	22.7	22.1	25.4

*Starting in fiscal year 2003, NE-DCS began using ASCA-defined measures to configure recidivism rate. The essential difference is that the recidivism rate now includes technical violators in addition to new crime commitments. Prior to FY03, our rate reflects only new crime commitments. In FY03, all were committed for new crimes or technical violations within 3 years of their release date.

NEBRASKA DEPARTMENT OF CORRECTIONAL SERVICES
February 14, 2007

Robert P. Houston, Director
Robin Spindler, Deputy Director,
Administrative Services
Frank Hopkins, Deputy Director,
Institutions
Larry Wayne, Deputy Director,
Programs & Community Services



Folsom & West Prospector Place, Building 1
Lincoln, NE 68522
(402) 471-2654
FAX: (402) 479-5623
www.corrections.state.ne.us

MISSION STATEMENT
To serve and protect the public by providing control, humane care and program opportunities for those individuals placed in its custody and supervision, thereby facilitating their return to society as responsible persons.

INMATE POPULATION

Feb 14, 2007

POPULATION vs. DESIGN CAPACITY

	Design Capacity	Actual Population	% of Capacity
CCC-L	200	386	193.00%
DEC	160	363	226.88%
LCC	308	489	158.77%
NCCW	275	322	117.09%
NSP	718	1,133	157.80%
OCC	396	590	148.99%
CCC-O	90	165	183.33%
NCYF	68	92	135.29%
TSCI-Gen Pop	672	607	90.32%
TSCI-Min	32	32	100.00%
TSCI-PC	64	58	90.63%
TSCI-SMU	192	169	88.02%
TOTAL DCS:			
2-14-07	3,175	4,406	138.77%
2-14-06	3,175	4,375	137.80%

CRIME TYPE OF POPULATION

Feb 14, 2007

Part I Offenses *	1,718	39.0%
Part II Offenses**	2,688	61.0%
TOTAL POPULATION	4,406	

*1st Degree Murder, 2nd Degree Murder, Manslaughter, 1st Degree Assault, 1st Degree Sexual Assault, Robbery.

**All other offenses.

LIFE SENTENCES

Feb 14, 2007

Total Inmates Sentenced to Capital Punishment	10
Total Inmates Serving 1 st Degree Life Sentences	210
Total Inmates Serving Life Sentences	296
(6-30-06)	
Total Inmates Serving 1 st Degree Life Sentences	208

2881

SUCCESS RATE (FY06)

80.1%

ADMIT STATUS OF POPULATION - DEC

Feb 14, 2007

Admit Status	Population	% of Population
Sentenced	338	93.1%
90 Day Evaluator	6	1.7%
County Safekeeper	19	5.2%
I.S. Transfer	0	0.0%
TOTAL POPULATION	363	

ADMIT STATUS OF POPULATION - NCCW

Feb 14, 2007

Admit Status	Population	% of Population
Sentenced	314	97.5%
90 Day Evaluator	2	0.6%
County Safekeeper	2	0.6%
I.S. Transfer	4	1.2%
TOTAL POPULATION	322	

OFFENSE CATEGORY for MOST SERIOUS OFFENSE & PERCENT of TOTAL

POPULATION CONFINED (6-30-06)

Offense	Population	% of Population
Homicide	498	11.1%
Robbery	401	9.0%
Burglary	361	8.1%
Assault	519	11.6%
Theft	420	9.4%
Sex Offenses	618	13.8%
Restraint	52	1.2%
Arson	28	0.6%
Drugs	857	19.2%
Fraud	193	4.3%
Weapons	78	1.7%
Morals	45	1.0%
Motor Vehicle	251	5.6%
Other	155	3.5%

CUSTODY CLASSIFICATION

Feb 14, 2007

CUSTODY LEVEL	TOTAL PER CUSTODY LEVEL	% OF TOTAL
Maximum*	1218	27.6%
Medium	1365	31.0%
Minimum	1237	28.1%
Community	586	13.3%
TOTAL	4,406	100.0%

*New admissions to the Diagnostic & Evaluation Center are classified as maximum until transferred to another facility.

RANDOM TESTING PROGRAM

For DRUGS of ABUSE

Baseline test 6/1991 - 17.35% tested positive
2003 Average 1.60% tested positive
2004 Average 1.25% tested positive
2005 Average 1.66% tested positive
2006 Average 1.76% tested positive

PAROLE POPULATION

Feb 14, 2007

Adult Parole 742

PAROLE SUCCESS RATE (FY05)

65.1%

PAROLE RANDOM TESTING PROGRAM

For DRUGS of ABUSE

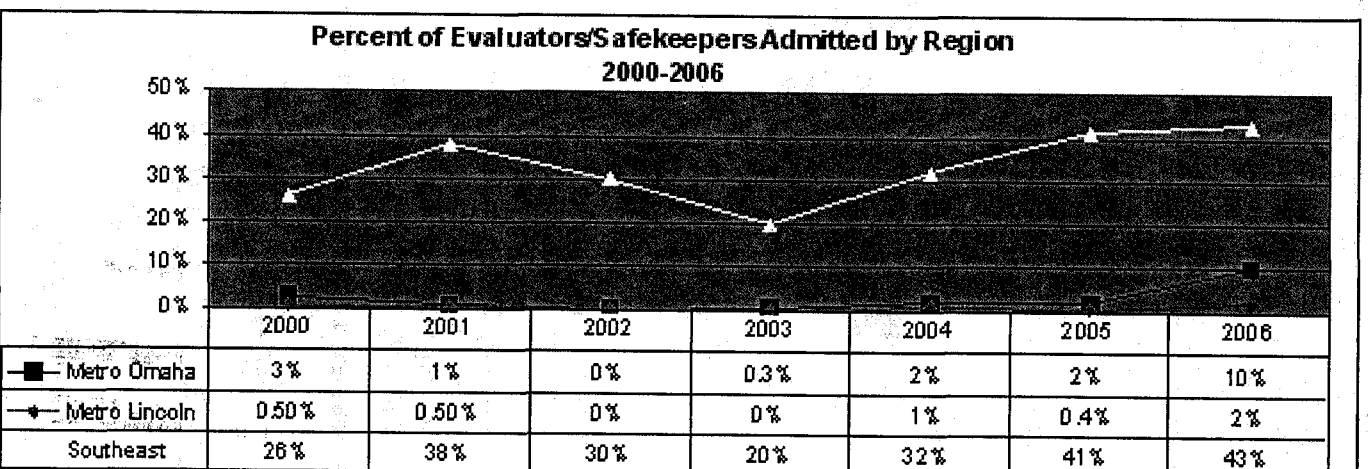
Baseline test 1997 - 12.5% tested positive
2003 Average 14.33% tested positive
2004 Average 13.60% tested positive
2005 Average 16.42% tested positive
2006 Average 12.18% tested positive

WORK ETHIC CAMP

Feb 14, 2007

Design Capacity	Actual Population	% of Capacity
100	59	59%

Percent of Evaluators/Safekeepers Admitted by Region 2000-2006



INSTITUTIONS / PROGRAMS

Average Cost Per Offender
(All facilities including Parole)
Nebraska FY 2006 \$26,031/year

Adult Parole Administration (APA)
Average Cost per Parolee per Year \$2,946.00
Jim Mckenzie, Administrator
Folsom & West Prospector Place, Bldg. 15
Lincoln, NE 68522
(402) 471-2654

Community Corrections Center-Lincoln (CCC-L)
Community Custody
Average Cost per Inmate per Year \$16,700.00
Rex Richard, Superintendent
2720 West Van Dorn
Lincoln, NE 68522
(402) 471-0740

Community Corrections Center-Omaha (CCC-O)
Community Custody
Average Cost per Inmate per Year \$17,496.00
Ryan Mahr, Superintendent
2320 Avenue "J"
Omaha, NE 68110
(402) 595-2010

Diagnostic & Evaluation Center (DEC)
Maximum Custody
Average Cost per Inmate per Year \$26,869.00
Mario Peart, Warden
3220 West Van Dorn
Lincoln, NE 68522
(402) 471-3330

Lincoln Correctional Center (LCC)
Maximum & Medium Custody
Average Cost per Inmate per Year \$35,402.00
Diane Sabatka-Rine, Warden
3216 West Van Dorn
Lincoln, NE 68522
(402) 471-2861

Nebraska is one of nine states nationwide having all adult facilities and adult parole accredited through the National Correctional Association.

Nebraska Correctional Center for Women (NCCW)

Maximum, Medium & Minimum Custody
Average Cost per Inmate per Year \$29,978.00
John J. Dahm, Warden
1107 Recharge Road
York, NE 68467-8003
(402) 362-3317

Nebraska Correctional Youth Facility (NCYF)
Maximum, Medium & Minimum Custody
Average Cost per Inmate per Year \$52,442.00
Cathy Waller-Borovac, Warden
2610 North 20th Street East
Omaha, NE 68110
(402) 595-2000

Nebraska State Penitentiary (NSP)
Maximum, Medium, Minimum Custody & Residential Treatment Community
Average Cost per Inmate per Year \$28,872.00
Dennis Bakewell, Warden
4201 South 14th Street
Lincoln, NE 68542
(402) 471-3161

Omaha Correctional Center (OCC)
Medium & Minimum Custody
Average Cost per Inmate per Year \$26,174.00
Karen Shortridge, Warden
2323 Avenue "J"
Omaha, NE 68110
(402) 595-3964

Tecumseh State Correctional Institution (TSCI)
Maximum, Medium, Death Row & Intensive Management
Average Cost per Inmate per Year \$33,329.00
Fred Britten, Warden
2725 N. Highway 50
Tecumseh, NE 68450
(402) 335-5998

Work Ethic Camp, McCook (WEC)
Intensive Supervision Probationers
Average Cost per Offender (based on number of admissions per year) \$19,422
Raleigh Haas, Superintendent
2309 North Highway 83
McCook, NE 69001
(308) 345-8405

** WEC average cost is based on FY2006 admissions of 226 offenders.

Meth-Related Admissions

2003 to Current

Year	Region	# of inmates	% of inmates
2003	Metro Omaha	160	29.0%
	Metro Lincoln	50	9.7%
	Southeast	104	20.1%
	Northeast	114	22.1%
	South Central	78	15.1%
2004	North Central	8	1.5%
	Panhandle	13	2.5%
	2003 Total	458	
	Metro Omaha	172	31.2%
	Metro Lincoln	51	9.3%
2005	Southeast	105	19.1%
	Northeast	104	18.9%
	South Central	89	16.2%
	North Central	7	1.3%
	Panhandle	23	4.2%
2006	2004 Total	496	
	Metro Omaha	194	31.5%
	Metro Lincoln	56	9.1%
	Southeast	113	18.3%
	Northeast	137	22.2%
2007	South Central	85	13.8%
	North Central	6	1.0%
	Panhandle	25	4.1%
	2005 Total	564	
	Metro Omaha	141	31.3%
2008	Metro Lincoln	39	8.6%
	Southeast	64	14.2%
	Northeast	114	25.3%
	South Central	76	16.9%
	North Central	6	1.3%
2009	Panhandle	11	2.4%
	2006 Total	412	
	Metro Omaha	32	33.7%
	Metro Lincoln	13	13.7%
	Southeast	12	12.6%
2010	Northeast	17	17.9%
	South Central	18	18.9%
	North Central	2	2.1%
	Panhandle	1	1.1%
	2007 Total	92	

NEBRASKA DEPARTMENT of CORRECTIONAL SERVICES

March 21, 2007

Robert P. Houston, Director
Robin Spindler, Deputy Director,
Administrative Services
Frank Hopkins, Deputy Director,
Institutions
Larry Wayne, Deputy Director,
Programs & Community Services



Folsom & West Prospector Place, Building 1
Lincoln, NE 68522
(402) 471-2654
FAX: (402) 479-5623
www.corrections.state.ne.us

MISSION STATEMENT

To serve and protect the public by providing control, humane care and program opportunities for those individuals placed in its custody and supervision, thereby facilitating their return to society as responsible persons.

INMATE POPULATION

Mar 21, 2007

POPULATION vs. DESIGN CAPACITY

	Design Capacity	Actual Population	% of Capacity
CCC-L	200	391	195.55%
DEC	160	315	196.88%
LCC	308	496	161.04%
NCCW	275	324	117.82%
NSP	718	1,132	157.66%
OCC	396	607	153.28%
CCC-O	90	167	185.56%
NCYF	68	91	133.82%
TSCI-Gen Pop	672	622	92.56%
TSCI-Min	32	28	87.50%
TSCI-PC	64	55	85.94%
TSCI-SMU	192	179	93.23%
TOTAL DCS:			
3-21-07	3,175	4,407	138.80%
3-21-06	3,175	4,400	138.58%

CRIME TYPE OF POPULATION

	Mar 21, 2007	
Part I Offenses *	1,713	38.9%
Part II Offenses **	2,694	61.1%
TOTAL POPULATION	4,407	

*1st Degree Murder, 2nd Degree Murder, Manslaughter, 1st Degree Assault, 1st Degree Sexual Assault, Robbery.

**All other offenses.

LIFE SENTENCES

Mar 21, 2007

Total Inmates Sentenced to Capital Punishment	10
Total Inmates Serving 1 st Degree Life Sentences	211
Total Inmates Serving Life Sentences	296
(6-30-06)	
Total Inmates Serving 1 st Degree Life Sentences	208

4881

SUCCESS RATE (FY06)

80.1%

ADMIT STATUS OF POPULATION - DEC

Mar 21, 2007

Admit Status	Population	% of Population
Sentenced	295	93.7%
90 Day Evaluator	3	1.0%
County Safekeeper	16	5.1%
I.S. Transfer	1	0.3%
TOTAL POPULATION	315	

ADMIT STATUS OF POPULATION - NCCW

Mar 21, 2007

Admit Status	Population	% of Population
Sentenced	315	97.3%
90 Day Evaluator	3	0.9%
County Safekeeper	1	0.3%
I.S. Transfer	5	1.5%
TOTAL POPULATION	324	

(avg NCCW diag/eval unit pop is 40)

OFFENSE CATEGORY for MOST SERIOUS OFFENSE & PERCENT OF TOTAL

POPULATION CONFINED (6-30-06)

Offense	Population	% of Population
Homicide	498	11.1%
Robbery	401	9.0%
Burglary	361	8.1%
Assault	519	11.6%
Theft	420	9.4%
Sex Offenses	618	13.8%
Restraint	52	1.2%
Arson	28	0.6%
Drugs	857	19.2%
Fraud	193	4.3%
Weapons	78	1.7%
Morals	45	1.0%
Motor Vehicle	251	5.6%
Other	155	3.5%

CUSTODY CLASSIFICATION

Mar 21, 2007

CUSTODY LEVEL	TOTAL PER CUSTODY LEVEL	% OF TOTAL
Maximum*	1193	27.0%
Medium	1352	30.7%
Minimum	1261	28.6%
Community	601	13.6%
TOTAL	4,407	100.0%

*New admissions to the Diagnostic & Evaluation Center are classified as maximum until transferred to another facility.

RANDOM TESTING PROGRAM

For DRUGS of ABUSE

Baseline test 6/1991 - 17.35% tested positive
2003 Average 1.60% tested positive
2004 Average 1.25% tested positive
2005 Average 1.66% tested positive
2006 Average 1.76% tested positive

PAROLE POPULATION

Mar 21, 2007

Adult Parole	734
--------------	-----

PAROLE SUCCESS RATE (FY06)

65.1%

PAROLE RANDOM TESTING PROGRAM

For DRUGS of ABUSE

Baseline test 1997 - 12.5% tested positive
2003 Average 14.33% tested positive
2004 Average 13.60% tested positive
2005 Average 16.42% tested positive
2006 Average 12.18% tested positive

WORK ETHIC CAMP

Mar 21, 2007

Design Capacity	Actual Population	% of Capacity
100	62	62%

Non-Violent / Non-Sex Offender Admissions from Western Nebraska Sep 1, 2006 to Mar 1, 2007 Under 2 Years to Parole, Under 3 Years to Tentative Release Date

Region of Commitment	Months to Parole Elig Date	# of Inmates
South Central	0 - 6 Months	76
	6.1 - 12 Months	51
	12.1 - 18 Months	15
	18.1 - 24 Months	1
South Central Total		143
Pan Handle	0 - 6 Months	31
	6.1 - 12 Months	14
	12.1 - 18 Months	3
	18.1 - 24 Months	1
Pan Handle Total		49
North Central	0 - 6 Months	4
	6.1 - 12 Months	2
	12.1 - 18 Months	1
North Central Total		7
Grand Total		199

INSTITUTIONS / PROGRAMS

Average Cost Per Offender
(All facilities including Parole)
Nebraska FY 2006 \$26,031/year

Adult Parole Administration (APA)
Average Cost per Parolee per Year \$2,946.00
Jim Mckenzle, Administrator
Folsom & West Prospector Place, Bldg. 15
Lincoln, NE 68522
(402) 471-2654

Community Corrections Center-Lincoln (CCC-L)
Community Custody
Average Cost per Inmate per Year \$16,700.00
Rex Richard, Superintendent
2720 West Van Dorn
Lincoln, NE 68522
(402) 471-0740

Community Corrections Center-Omaha (CCC-O)
Community Custody
Average Cost per Inmate per Year \$17,496.00
Ryan Mahr, Superintendent
2320 Avenue "J"
Omaha, NE 68110
(402) 595-2010

Diagnostic & Evaluation Center (DEC)
Maximum Custody
Average Cost per Inmate per Year \$26,869.00
Mario Pearl, Warden
3220 West Van Dorn
Lincoln, NE 68522
(402) 471-3330

Lincoln Correctional Center (LCC)
Maximum & Medium Custody
Average Cost per Inmate per Year \$35,402.00
Diane Sabatka-Rine, Warden
3216 West Van Dorn
Lincoln, NE 68522
(402) 471-2861

Nebraska is one of nine states nationwide having all adult facilities and adult parole accredited through the American Correctional Association.

Nebraska Correctional Center for Women (NCCW)

Maximum, Medium & Minimum Custody
Average Cost per Inmate per Year \$29,978.00
John J. Dahm, Warden
1107 Recharge Road
York, NE 68467-8003
(402) 362-3317

Nebraska Correctional Youth Facility (NCYF)
Maximum, Medium & Minimum Custody
Average Cost per Inmate per Year \$32,442.00
Cathy Waller-Borovac, Warden
2610 North 20th Street East
Omaha, NE 68110
(402) 595-2000

Nebraska State Penitentiary (NSP)
Maximum, Medium, Minimum Custody & Residential Treatment Community
Average Cost per Inmate per Year \$28,872.00
Dennis Bakewell, Warden
4201 South 14th Street
Lincoln, NE 68542
(402) 471-3161

Omaha Correctional Center (OCC)
Medium & Minimum Custody
Average Cost per Inmate per Year \$26,174.00
Karen Shortridge, Warden
2323 Avenue "J"
Omaha, NE 68110
(402) 595-3964

Tecumseh State Correctional Institution (TSCI)
Maximum, Medium, Death Row & Intensive Management
Average Cost per Inmate per Year \$33,329.00
Fred Britten, Warden
2725 N. Highway 50
Tecumseh, NE 68450
(402) 335-5998

Work Ethic Camp, McCook (WEC)
Intensive Supervision Probationers
Average Cost per Offender (based on number of admissions per year) \$19,422
Raleigh Haas, Superintendent
2309 North Highway 83
McCook, NE 69001
(308) 345-8405

** WEC average cost is based on FY2006 admissions of 226 offenders.

TABLE A. TOTAL FEMALE PRISONERS BY STATE, 2004 and 1977

STATE	2004	1977
TOTAL	96,125	11,212
Texas	11,408	919
California	10,882	671
Federal	10,207	1,694
Florida	5,860	870
Georgia	3,433	483
Ohio	3,185	577
New York	2,789	512
Illinois	2,750	251
Virginia	2,706	187
Arizona	2,545	158
Missouri	2,503	158
Louisiana	2,386	217
Oklahoma	2,300	172
Michigan	2,113	538
Tennessee	1,905	232
Colorado	1,900	72
Indiana	1,881	130
Pennsylvania	1,820	211
North Carolina	1,758	460
Alabama	1,661	223
Mississippi	1,602	57
New Jersey	1,470	180
Kentucky	1,447	138
South Carolina	1,428	276
Wisconsin	1,310	136
Washington	1,303	226
Maryland	1,124	248
Oregon	981	112
Arkansas	910	91
Nevada	878	65
Connecticut	788	71
Iowa	757	84
Idaho	647	28
Kansas	620	89
New Mexico	546	53
Minnesota	544	75
Utah	502	30
Montana	473	2
West Virginia	444	44
Hawaii	438	14
Massachusetts	376	78
Nebraska	348	73
South Dakota	290	18
Delaware	215	41
Wyoming	210	16
Alaska	174	21
North Dakota	129	2
Maine	120	14
New Hampshire	119	9
Vermont	80	2
Rhode Island	60	13

SOURCE: Bureau of Justice Statistics

NEBRASKA DEPARTMENT OF CORRECTIONAL SERVICES

April 24, 2007

Robert P. Houston, Director
Robin Spindler, Deputy Director,
Administrative Services
Frank Hopkins, Deputy Director,
Institutions
Larry Wayne, Deputy Director,
Programs & Community Services



Folsom & West Prospector Place, Building 1
Lincoln, NE 68522
(402) 471-2654
FAX: (402) 479-5623
www.corrections.state.ne.us

MISSION STATEMENT
To serve and protect the public by providing control, humane care and program opportunities for those individuals placed in its custody and supervision, thereby facilitating their return to society as responsible persons.

INMATE POPULATION

Apr 24, 2007

POPULATION vs. DESIGN CAPACITY

	Design Capacity	Actual Population	% of Capacity
CCC-L	200	394	197.00%
DEC	160	308	193.13%
LCC	308	495	160.71%
NCCW	275	329	119.64%
NSP	718	1,160	161.56%
OCC	396	610	154.04%
CCC-O	90	153	170.00%
NCYF	68	93	136.76%
TSCL-Gen Pop	672	610	90.77%
TSCL-Min	32	26	81.25%
TSCL-PC	64	52	81.25%
TSCL-SMU	192	172	89.58%
TOTAL DCS:			
4-24-07	3,175	4,402	138.65%
4-24-06	3,175	4,420	139.21%

CRIME TYPE OF POPULATION

Apr 24, 2007

Part I Offenses *	1,718	39.0%
Part II Offenses**	2,684	61.0%
TOTAL POPULATION	4,402	

*1st Degree Murder, 2nd Degree Murder, Manslaughter, 1st Degree Assault, 1st Degree Sexual Assault, Robbery.

**All other offenses.

LIFE SENTENCES

Apr 24, 2007

Total Inmates Sentenced to Capital Punishment	10
Total Inmates Serving 1 st Degree Life Sentences	212
Total Inmates Serving Life Sentences (6-30-06)	298
Total Inmates Serving 1st Degree Life Sentences	208

9881

SUCCESS RATE (FY06)

80.1%

ADMIT STATUS OF POPULATION - DEC

Apr 24, 2007

Admit Status	Population	% of
Sentenced	287	93.2%
90 Day Evaluator	3	1.0%
County Safekeeper	18	5.8%
I.S. Transfer	0	0.0%
TOTAL POPULATION	308	

ADMIT STATUS OF POPULATION - NCCW

Apr 24, 2007

Admit Status	Population	% of
Sentenced	320	97.3%
90 Day Evaluator	1	0.3%
County Safekeeper	4	1.2%
I.S. Transfer	4	1.2%
TOTAL POPULATION	329	

(avg NCCW diag / eval unit pop is 40)

OFFENSE CATEGORY for MOST SERIOUS OFFENSE & PERCENT of TOTAL

POPULATION CONFINED (6-30-06)

Offense	Population	% of
Homicide	498	11.1%
Robbery	401	9.0%
Burglary	361	8.1%
Assault	519	11.6%
Theft	420	9.4%
Sex Offenses	618	13.8%
Restraint	52	1.2%
Arson	28	0.6%
Drugs	857	19.2%
Fraud	193	4.3%
Weapons	78	1.7%
Morals	45	1.0%
Motor Vehicle	251	5.6%
Other	155	3.5%

CUSTODY CLASSIFICATION

Apr 24, 2007

CUSTODY LEVEL	TOTAL PER CUSTODY LEVEL	% OF TOTAL
Maximum*	1197	27.2%
Medium	1330	30.2%
Minimum	1301	29.6%
Community	574	13.0%
TOTAL	4,402	100.0%

*New admissions to the Diagnostic & Evaluation Center are classified as maximum until transferred to another facility.

RANDOM TESTING PROGRAM

For DRUGS of ABUSE

Baseline test 6/1991 - 17.35% tested positive
2004 Average 1.25% tested positive
2005 Average 1.66% tested positive
2006 Average 1.76% tested positive
2007 1 st Qtr 1.12% tested positive

PAROLE POPULATION

Apr 24, 2007

Adult Parole 761

PAROLE SUCCESS RATE (FY06)

65.1%

PAROLE RANDOM TESTING PROGRAM

For DRUGS of ABUSE

Baseline test 1997 - 12.5% tested positive
2004 Average 13.60% tested positive
2005 Average 16.42% tested positive
2006 Average 12.18% tested positive
2007 1 st Qtr 11.60% tested positive

WORK ETHIC CAMP

Apr 24, 2007

Design Capacity	Actual Population	% of Capacity
100	65	65%

TABLE B. FEMALE IMPRISONMENT RATES BY STATE, 2004 and 1977

STATE	2004	1977
Oklahoma	129	12
Mississippi	107	4
Louisiana	103	11
Montana	102	1
Texas	101	14
Klaha	93	8
Arizona	89	15
Missouri	85	6
Wyoming	84	8
Colorado	83	5
Georgia	77	18
Nevada	77	19
South Dakota	75	5
Alabama	71	11
Virginia	71	9
Hawaii	69	3
Kentucky	69	8
South Carolina	66	18
Arkansas	65	8
Florida	64	19
Tennessee	63	10
California	61	6
Indiana	59	5
New Mexico	56	9
Alaska	55	11
Ohio	54	10
Oregon	54	9
Delaware	51	13
Iowa	50	6
West Virginia	48	4
Wisconsin	47	6
Kansas	45	8
Connecticut	44	4
Illinois	43	5
Utah	42	5
Washington	42	12
Michigan	41	11
North Dakota	41	1
North Carolina	40	16
Maryland	39	11
Nebaska	39	9
New Jersey	33	5
New York	28	5
Pennsylvania	28	3
Vermont	25	4
Minnesota	21	4
Maine	18	2
New Hampshire	18	3
Massachusetts	18	3
Rhode Island	11	3

(females per 100,000 population)

SOURCE: Bureau of Justice Statistics

INSTITUTIONS / PROGRAMS

Average Cost Per Offender
(All facilities including Parole)
Nebraska FY 2006 \$26,031/year

Adult Parole Administration (APA)
Average Cost per Parolee per Year \$2,846.00
Jim McKenzie, Administrator
Folsom & West Prospector Place, Bldg. 15
Lincoln, NE 68522
(402) 471-2654

Community Corrections Center-Lincoln (CCC-L)
Community Custody
Average Cost per Inmate per Year \$16,700.00
Rex Richard, Superintendent
2720 West Van Dorn
Lincoln, NE 68522
(402) 471-0740

Community Corrections Center-Omaha (CCC-O)
Community Custody
Average Cost per Inmate per Year \$17,496.00
Ryan Mahr, Superintendent
2320 Avenue "J"
Omaha, NE 68110
(402) 595-2010

Diagnostic & Evaluation Center (DEC)
Maximum Custody
Average Cost per Inmate per Year \$26,869.00
Mario Peart, Warden
3220 West Van Dorn
Lincoln, NE 68522
(402) 471-3330

Lincoln Correctional Center (LCC)
Maximum & Medium Custody
Average Cost per Inmate per Year \$35,402.00
Diane Sabatka-Fine, Warden
3216 West Van Dorn
Lincoln, NE 68522
(402) 471-2861

Nebraska is one of only nine states nationwide having all adult facilities, central office, staff training academy, and adult parole accredited through the African Correctional Association.

Nebraska Correctional Center for Women (NCCW)

Maximum, Medium & Minimum Custody
Average Cost per Inmate per Year \$29,978.00
John J. Dahm, Warden
1107 Recharge Road
York, NE 68467-8003
(402) 362-3317

Nebraska Correctional Youth Facility (NCYF)
Maximum, Medium & Minimum Custody
Average Cost per Inmate per Year \$52,442.00
Cathy Waller-Borovac, Warden
2610 North 20th Street East
Omaha, NE 68110
(402) 595-2000

Nebraska State Penitentiary (NSP)
Maximum, Medium, Minimum Custody & Residential Treatment Community
Average Cost per Inmate per Year \$28,872.00
Dennis Bakewell, Warden
4201 South 14th Street
Lincoln, NE 68542
(402) 471-3161

Omaha Correctional Center (OCC)
Medium & Minimum Custody
Average Cost per Inmate per Year \$26,174.00
Karen Shortridge, Warden
2323 Avenue "J"
Omaha, NE 68110
(402) 595-3964

Tecumseh State Correctional Institution (TSCI)
Maximum, Medium, Death Row & Intensive Management
Average Cost per Inmate per Year \$33,329.00
Fred Britten, Warden
2725 N. Highway 50
Tecumseh, NE 68450
(402) 335-5998

Work Ethic Camp, McCook (WEC)
Intensive Supervision Probationers
Average Cost per Offender (based on number of admissions per year) \$19,422
Raleigh Haas, Superintendent
2309 North Highway 83
McCook, NE 69001
(308) 345-8405

** WEC average cost is based on FY2006 admissions of 226 offenders.

HIV in Prisons, Year-End 2004

Jurisdiction	Male HIV cases		Female HIV cases	
	Number % of Pop	Number % of Pop	Number % of Pop	Number % of Pop
U.S. Total				
Estimated ^a	20,951		2,095	
Reported	20,668	1.7%	2,084	2.4%
Federal	1,568	1.1	112	1.0
State	19,100	1.8	1,972	2.6
Midwest	1,598	0.9%	133	1.1%
Illinois	438	1.1	50	1.8
Indiana	/	/	/	/
Iowa	30	0.4	2	0.3
Kansas	37	0.4	4	0.6
Michigan	534	1.2	41	1.9
Minnesota	42	0.6	2	0.4
Missouri	/	/	/	/
Nebraska	19	0.5	1	0.3
North Dakota	4	0.4	2	2.2
Ohio	361	0.9	26	0.8
South Dakota	8	0.3	1	0.3
Wisconsin	125	0.6	4	0.3

/ Not reported
^a Includes estimated number for Missouri.

% of Custody Population known to be HIV positive


Yearend	State	Federal
1998	2.3%	1.0%
1999	2.3	0.9
2000	2.2	1.0
2001	2.0	1.2
2002	2.0	1.1
2003	2.0	1.1
2004	1.9	1.1

SOURCE: Bureau of Justice Statistics

NEBRASKA DEPARTMENT of CORRECTIONAL SERVICES

May 24, 2007

Robert P. Houston, Director
Robin Spindler, Deputy Director,
Administrative Services
Frank Hopkins, Deputy Director,
Institutions
Larry Wayne, Deputy Director,
Programs & Community Services



Folsom & West Prospector Place, Building 1
Lincoln, NE 68522
(402) 471-2654
FAX: (402) 479-5623
www.corrections.state.ne.us

MISSION STATEMENT

To serve and protect the public by providing control, humane care and program opportunities for those individuals placed in its custody and supervision, thereby facilitating their return to society as responsible persons.

INMATE POPULATION

May 24, 2007

POPULATION vs. DESIGN CAPACITY

	Design Capacity	Actual Population	% of Capacity
CCC-L	200	394	197.00%
DEC	160	332	207.50%
LCC	308	480	155.84%
NCCW	275	320	116.36%
NSP	718	1,128	157.10%
OCC	396	585	147.73%
CCC-O	90	158	175.56%
NCYF	68	102	150.00%
TSCL-Gen Pop	672	625	93.01%
TSCL-Min	32	25	78.13%
TSCL-PC	64	57	89.06%
TSCL-SMU	192	174	90.63%
TOTAL DCS:			
5-24-07	3,175	4,380	137.95%
5-24-06	3,175	4,431	139.56%

CRIME TYPE OF POPULATION

May 24, 2007

Part I Offenses *	1,719	39.2%
Part II Offenses**	<u>2,661</u>	60.8%
TOTAL POPULATION	4,380	

*1st Degree Murder, 2nd Degree Murder, Manslaughter, 1st Degree Assault, 1st Degree Sexual Assault, Robbery.

**All other offenses.

LIFE SENTENCES

May 24, 2007

Total Inmates Sentenced to Capital Punishment	10
Total Inmates Serving 1 st Degree Life Sentences	212
Total Inmates Serving Life Sentences	298
(6-30-06)	
Total Inmates Serving 1 st Degree Life Sentences	208

8881

SUCCESS RATE (FY06)

80.1%

ADMIT STATUS OF POPULATION - DEC

May 24, 2007

Admit Status	Population	% of Population
Sentenced	316	95.2%
90 Day Evaluator	7	2.1%
County Safekeeper	9	2.7%
I.S. Transfer	0	0.0%
TOTAL POPULATION	322	

ADMIT STATUS OF POPULATION - NCCW

May 24, 2007

Admit Status	Population	% of Population
Sentenced	307	95.9%
90 Day Evaluator	3	0.9%
County Safekeeper	6	1.9%
I.S. Transfer	4	1.3%
TOTAL POPULATION	320	

(avg NCCW diag / eval unit pop is 40)

OFFENSE CATEGORY for MOST SERIOUS OFFENSE & PERCENT OF TOTAL

POPULATION CONFINED (6-30-06)

Offense	Population	% of Population
Homicide	498	11.1%
Robbery	401	9.0%
Burglary	361	8.1%
Assault	519	11.6%
Theft	420	9.4%
Sex Offenses	618	13.8%
Restraint	52	1.2%
Arson	28	0.6%
Drugs	857	19.2%
Fraud	193	4.3%
Weapons	78	1.7%
Morals	45	1.0%
Motor Vehicle	251	5.6%
Other	155	3.5%

CUSTODY CLASSIFICATION

May 24, 2007

CUSTODY LEVEL	TOTAL PER CUSTODY LEVEL	% OF TOTAL
Maximum*	1219	27.8%
Medium	1319	30.1%
Minimum	1256	28.7%
Community	586	13.4%
TOTAL	4,380	

*New admissions to the Diagnostic & Evaluation Center are classified as maximum until transferred to another facility.

RANDOM TESTING PROGRAM

For DRUGS of ABUSE

Baseline test 6/1991 - 17.35% tested positive
2004 Average 1.25% tested positive
2005 Average 1.66% tested positive
2006 Average 1.76% tested positive
2007 1 st Qtr 1.12% tested positive

PAROLE POPULATION

May 24, 2007

Adult Parole

777

PAROLE SUCCESS RATE (FY06)

65.1%

PAROLE RANDOM TESTING PROGRAM

For DRUGS of ABUSE

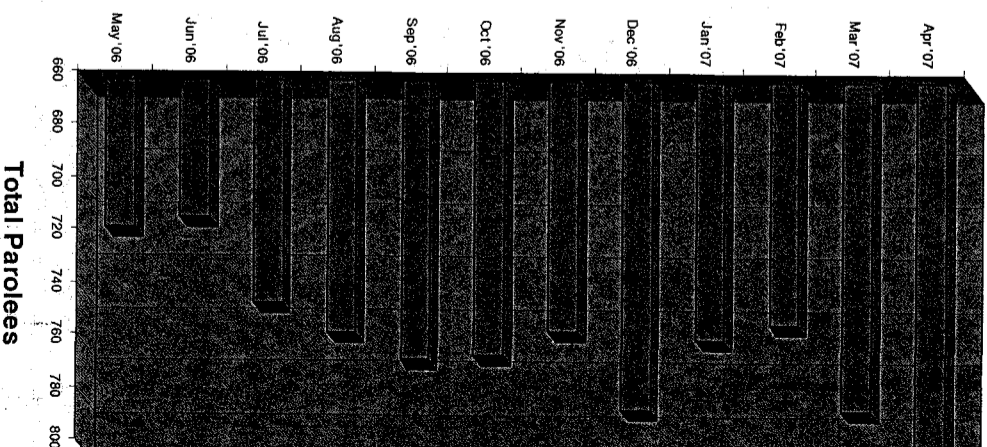
Baseline test 1997 - 12.5% tested positive
2004 Average 13.60% tested positive
2005 Average 16.42% tested positive
2006 Average 12.18% tested positive
2007 1 st Qtr 11.60% tested positive

WORK ETHIC CAMP

May 24, 2007

Design Capacity	Actual Population	% of Capacity
100	73	73%

Parole Population May 06-Apr 07



INSTITUTIONS / PROGRAMS

Average Cost Per Offender
(All facilities including Parole)
Nebraska FY 2006 \$26,031/year

Adult Parole Administration (APA)
Average Cost per Parolee per Year \$2,846.00
Jim McKenzie, Administrator
Folsom & West Prospector Place, Bldg. 15
Lincoln, NE 68522
(402) 471-2654

Community Corrections Center-Lincoln (CCC-1)
Community Custody
Average Cost per Inmate per Year \$16,700.00
Rex Richard, Warden
2720 West Van Dom
Lincoln, NE 68522
(402) 471-0740

Community Corrections Center-Omaha (CCC-O)
Community Custody
Average Cost per Inmate per Year \$17,496.00
Ryan Mahr, Warden
2320 Avenue "J"
Omaha, NE 68110
(402) 595-2010

Diagnostic & Evaluation Center (DEC)
Maximum Custody
Average Cost per Inmate per Year \$26,869.00
Mario Peart, Warden
3220 West Van Dom
Lincoln, NE 68522
(402) 471-3330

Lincoln Correctional Center (LCC)
Maximum & Medium Custody
Average Cost per Inmate per Year \$35,402.00
Diane Sabatka-Fine, Warden
3216 West Van Dom
Lincoln, NE 68522
(402) 471-2861

Nebraska is one of only nine states nationwide having all adult facilities, central office, staff training academy, and adult parole accredited through the American Correctional Association.

Nebraska Correctional Center for Women (NCCW)

Maximum, Medium & Minimum Custody
Average Cost per Inmate per Year \$29,978.00
John J. Dahn, Warden
1107 Recharge Road
York, NE 68467-8003
(402) 362-3317

Nebraska Correctional Youth Facility (NCYF)
Maximum, Medium & Minimum Custody
Average Cost per Inmate per Year \$52,442.00
Cathy Waller-Borovac, Warden
2610 North 20th Street East
Omaha, NE 68110
(402) 595-2000

Nebraska State Penitentiary (NSP)
Maximum, Medium, Minimum Custody & Residential Treatment Community
Average Cost per Inmate per Year \$28,872.00
Dennis Bakewell, Warden
4201 South 14th Street
Lincoln, NE 68542
(402) 471-3161

Omaha Correctional Center (OCC)
Medium & Minimum Custody
Average Cost per Inmate per Year \$26,174.00
Karen Shortridge, Warden
2323 Avenue "J"
Omaha, NE 68110
(402) 595-3964

Tecumseh State Correctional Institution (TSCI)
Maximum, Medium, Death Row & Intensive Management
Average Cost per Inmate per Year \$33,329.00
Fred Britten, Warden
2725 N. Highway 50
Tecumseh, NE 68450
(402) 335-5998

Work Ethic Camp, McCook (WEC)
Intensive Supervision Probationers
Average Cost per Offender (based on number of admissions per year) \$19,422
Raleigh Haas, Warden
2309 North Highway 83
McCook, NE 69001
(308) 345-8405

** WEC average cost is based on FY2006 admissions of 226 offenders.


Current DCS Population
Most Serious Offense By Facility
Date run: 6/26/2007

FAC	Percent													
	Arson	Assault	Burglary	Drugs	Fraud	Homicide	Morals	Motor Vehicle	Other	Restraint	Robbery	Sex Offenses	Theft	Weapons
CCL	0.3%	10.7%	6.6%	31.8%	8.1%	4.1%	1.3%	16.0%	2.8%	0.8%	3.3%	1.8%	11.7%	0.8%
CCO		6.6%	6.6%	25.2%	7.3%	4.6%		17.9%	5.3%		6.6%	2.8%	14.8%	2.8%
DEC	0.3%	14.6%	7.2%	20.6%	5.0%	2.2%	1.2%	10.9%	6.5%	2.2%	8.7%	6.9%	12.1%	1.8%
LCC	0.6%	12.9%	6.4%	6.4%	0.8%	14.1%	1.7%	0.2%	4.2%	2.1%	12.9%	30.4%	6.8%	1.5%
NCW	0.3%	9.1%	3.6%	36.2%	14.0%	7.8%	0.3%	5.5%	2.9%	0.3%	5.2%	2.3%	12.4%	
NCY	3.2%	20.2%	9.6%	6.4%	1.1%	3.2%		2.1%	8.5%		28.8%	3.2%	10.6%	5.3%
NSP	0.5%	9.9%	8.2%	17.1%	3.4%	11.8%	1.0%	5.7%	3.5%	1.2%	9.1%	16.8%	10.0%	1.6%
OCC	0.5%	9.7%	13.4%	21.9%	3.7%	5.3%	1.0%	5.5%	3.0%	0.8%	5.3%	18.7%	10.0%	1.2%
TSC	0.2%	13.1%	8.0%	7.7%	2.5%	23.7%	1.0%	3.6%	3.3%	1.3%	11.8%	15.5%	6.3%	2.0%
Grand Total	0.5%	11.3%	8.1%	17.6%	4.3%	11.5%	1.0%	6.3%	3.8%	1.2%	9.0%	14.4%	9.4%	1.5%

NEBRASKA DEPARTMENT OF CORRECTIONAL SERVICES

June 26, 2007

Robert P. Houston, Director
Robin Spindler, Deputy Director,
Administrative Services
Frank Hopkins, Deputy Director,
Institutions
Larry Wayne, Deputy Director,
Programs & Community Services



Folsom & West Prospector Place, Building 1
Lincoln, NE 68522
(402) 471-2654
FAX: (402) 479-5623
www.corrections.state.ne.us

MISSION STATEMENT
To serve and protect the public by providing control, humane care and program opportunities for those individuals placed in its custody and supervision, thereby facilitating their return to society as responsible persons.

INMATE POPULATION

June 26, 2007

POPULATION vs. DESIGN CAPACITY

	Design Capacity	Actual Population	% of Capacity
CCCL-1	200	393	196.50%
DEC	160	336	210.00%
LCC	308	481	156.17%
NCCW	275	310	112.73%
NSP	718	1,123	156.41%
OCC	396	597	150.76%
CCC-O	90	150	166.67%
NCYF	68	94	133.24%
TSCI-Gen Pop	672	625	93.01%
TSCI-Min	32	31	96.88%
TSCI-PC	64	60	93.75%
TSCI-SMU	192	176	91.67%

TOTAL DCS:
 6-26-07 3,175 4,376 137.83%
 6-26-06 3,175 4,436 139.72%

CRIME TYPE OF POPULATION

June 26, 2007

Part I Offenses * 1,730 39.5%
 Part II Offenses** 2,646 60.5%
TOTAL POPULATION 4,376

*1st Degree Murder, 2nd Degree Murder, Manslaughter, 1st Degree Assault, 1st Degree Sexual Assault, 1st Degree Sexual Assault of a Child, Robbery.
 ** All other offenses.

LIFE SENTENCES

June 26, 2007

Total Inmates Sentenced to Capital Punishment 10
 Total Inmates Serving 1st Degree Life Sentences 213
 Total Inmates Serving Life Sentences 301
 Total Inmates Serving 1st Degree Life Sentences (6-30-06) 208

0681

SUCCESS RATE (FY06)

80.1%

ADMIT STATUS OF POPULATION - DEC

June 26, 2007

Admit Status	Population	% of
Sentenced	314	93.5%
90 Day Evaluator	12	3.6%
County Safekeeper	8	2.4%
I.S. Transfer	2	0.6%
TOTAL POPULATION	336	

ADMIT STATUS OF POPULATION - NCCW

June 26, 2007

Admit Status	Population	% of
Sentenced	300	96.8%
90 Day Evaluator	2	0.6%
County Safekeeper	4	1.3%
I.S. Transfer	4	1.3%
TOTAL POPULATION	310	

(avg NCCW diag / eval unit pop is 40)

OFFENSE CATEGORY for MOST SERIOUS OFFENSE & PERCENT OF TOTAL

POPULATION CONFINED (6-30-06)

Offense	Population	% of
Homicide	498	11.1%
Robbery	401	9.0%
Burglary	361	8.1%
Assault	519	11.6%
Theft	420	9.4%
Sex Offenses	618	13.8%
Restraint	52	1.2%
Arson	28	0.6%
Drugs	857	19.2%
Fraud	193	4.3%
Weapons	78	1.7%
Morals	45	1.0%
Motor Vehicle	251	5.6%
Other	155	3.5%

CUSTODY CLASSIFICATION

June 26, 2007

CUSTODY LEVEL	TOTAL PER CUSTODY LEVEL	% OF TOTAL
Maximum*	1205	27.5%
Medium	1336	30.5%
Minimum	1254	28.7%
Community	581	13.3%
TOTAL	4,376	

*New admissions to the Diagnostic & Evaluation Center are classified as maximum until transferred to another facility.

RANDOM TESTING PROGRAM

For DRUGS of ABUSE

Baseline test 6/1991 - 17.35% tested positive
 2004 Average 1.25% tested positive
 2005 Average 1.66% tested positive
 2006 Average 1.76% tested positive
 2007 1st Qtr 1.12% tested positive

PAROLE POPULATION

June 26, 2007

Adult Parole 796

PAROLE SUCCESS RATE (FY06)

65.1%

PAROLE RANDOM TESTING PROGRAM

For DRUGS of ABUSE

Baseline test 1997 - 12.5% tested positive
 2004 Average 13.60% tested positive
 2005 Average 16.42% tested positive
 2006 Average 12.18% tested positive
 2007 1st Qtr 11.60% tested positive

WORK ETHIC CAMP

June 26, 2007

Design Capacity	Actual Population	% of Capacity
100	66	66%

DCS Part I / Part II Offenses By Facility

Date run: 6/26/2007

Offense Type	Percent								
	CCL	CCO	DEC	LCC	NCW	NCY	NSP	OCC	TSC
Part I	10.7%	12.7%	15.0%	32.0%	15.8%	40.4%	25.6%	14.1%	41.3%
Part II	89.3%	87.3%	85.0%	68.0%	84.2%	59.6%	74.4%	85.9%	58.7%

* Part I Offenses Include 1st Degree Murder, 2nd Degree Murder, Manslaughter, 1st Degree Assault, 1st Degree Sexual Assault, 1st Degree Sexual Assault of a Child, & Robbery

INSTITUTIONS / PROGRAMS

Average Cost Per Offender
(All facilities including Parole)
Nebraska FY 2006 \$26,031/year

Adult Parole Administration (APA)
Average Cost per Parolee per Year \$2,846.00
Jim McKenzie, Administrator
Folsom & West Prospector Place, Bldg. 15
Lincoln, NE 68522
(402) 471-2654

Community Corrections Center-Lincoln (CCC-L)
Community Custody
Average Cost per Inmate per Year \$16,700.00
Rex Richard, Warden
2720 West Van Dom
Lincoln, NE 68522
(402) 471-0740

Community Corrections Center-Omaha (CCC-O)
Community Custody
Average Cost per Inmate per Year \$17,496.00
Ryan Mahr, Warden
2320 Avenue "J"
Omaha, NE 68110
(402) 595-2010

Diagnostic & Evaluation Center (DEC)
Maximum Custody
Average Cost per Inmate per Year \$26,869.00
Mario Peart, Warden
3220 West Van Dom
Lincoln, NE 68522
(402) 471-3330

Lincoln Correctional Center (LCC)
Maximum & Medium Custody
Average Cost per Inmate per Year \$35,402.00
Diane Sabatka-Flene, Warden
3216 West Van Dom
Lincoln, NE 68522
(402) 471-2861

Nebraska is one of only twelve states nationwide having all adult facilities, industries, central office, staff training academy, and adult parole accredited through the American Correctional Association.

Nebraska Correctional Center for Women (NCCW)

Maximum, Medium & Minimum Custody
Average Cost per Inmate per Year \$29,978.00
John J. Dahm, Warden
1107 Recharge Road
York, NE 68467-8003
(402) 362-3317

Nebraska Correctional Youth Facility (NCYF)
Maximum, Medium & Minimum Custody
Average Cost per Inmate per Year \$52,442.00
Cathy Waller-Borovac, Warden
2610 North 20th Street East
Omaha, NE 68110
(402) 595-2000

Nebraska State Penitentiary (NSP)
Maximum, Medium, Minimum Custody & Residential Treatment Community
Average Cost per Inmate per Year \$28,872.00
Dennis Bakewell, Warden
4201 South 14th Street
Lincoln, NE 68542
(402) 471-3161

Omaha Correctional Center (OCC)
Medium & Minimum Custody
Average Cost per Inmate per Year \$26,174.00
Karen Shortridge, Warden
2323 Avenue "J"
Omaha, NE 68110
(402) 595-3964

Tecumseh State Correctional Institution (TSCI)
Maximum, Medium, Death Row & Intensive Management
Average Cost per Inmate per Year \$33,329.00
Fred Britten, Warden
2725 N. Highway 50
Tecumseh, NE 68450
(402) 335-5998

Work Ethic Camp, McCook (WEC)
Intensive Supervision Probationers
Average Cost per Offender (based on number of admissions per year) \$19,422
Raleigh Haas, Warden
2309 North Highway 83
McCook, NE 69001
(309) 345-8405

** WEC average cost is based on FY2006 admissions of 226 offenders.

2005 Prison & Jail Incarceration

(Rates Per 100,000 P population)

State	White	Black	Hispanic
NE	290	2418	739
KS	443	3096	/
MO	487	2556	587
CO	525	3491	1042
WY**	/	/	/
SD	470	4710	/
IA	309	4200	764
Natl	412	2290	742

Source: Bureau of Justice Statistics

*Wyoming excluded due to lack of data on race and ethnicity.

2005 Incarceration Rates Comparison

(Rates Per 100,000 P population)

State	Black-to-Wh Ratio	Hisp-to-Wh Ratio
IA	13.6	2.5
SD	10.0	/
NE	8.3	2.5
KS	7.0	/
CO	6.6	2.0
MO	5.2	1.2
WY**	/	/
Natl	5.6	1.8

Source: Bureau of Justice Statistics

*Wyoming, South Dakota, & Kansas excluded due to lack of data on race and ethnicity.

NEBRASKA DEPARTMENT of CORRECTIONAL SERVICES

July 31, 2007

Robert P. Houston, Director
Robin Spindler, Deputy Director,
Administrative Services
Frank Hopkins, Deputy Director,
Institutions
Larry Wayne, Deputy Director,
Programs & Community Services



Folsom & West Prospector Place, Building 1
Lincoln, NE 68522
(402) 471-2654
FAX: (402) 479-5623
www.corrections.state.ne.us

MISSION STATEMENT

To serve and protect the public by providing control, humane care and program opportunities for those individuals placed in its custody and supervision, thereby facilitating their return to society as responsible persons.

INMATE POPULATION

July 31, 2007

POPULATION vs. DESIGN CAPACITY

	Design Capacity	Actual Population	% of Capacity
CCC-L	200	359	179.50%
DEC	160	355	221.88%
LCC	308	476	154.55%
NCCW	275	321	116.73%
NSP	718	1,100	153.20%
OCC	396	600	151.52%
CCC-O	90	159	176.67%
NCYF	68	94	138.24%
TSCI-Gen Pop	672	612	91.07%
TSCI-Min	32	30	93.75%
TSCI-PC	64	62	96.88%
TSCI-SMU	192	186	96.88%
TOTAL DCS:			
7-31-07	3,175	4,354	137.13%
7-31-06	3,175	4,398	138.52%

CRIME TYPE OF POPULATION July 31, 2007

Part I Offenses *	1,737	39.9%
Part II Offenses**	2,617	60.1%
TOTAL POPULATION	4,354	

*1st Degree Murder, 2nd Degree Murder, Manslaughter, 1st Degree Assault, 1st Degree Sexual Assault, 1st Degree Sexual Assault of a Child, Robbery.

**All other offenses.

LIFE SENTENCES July 31, 2007

Total Inmates Sentenced to Capital Punishment	10
Total Inmates Serving 1 st Degree Life Sentences	213
Total Inmates Serving Life Sentences (6-30-07)	301
Total Inmates Serving 1 st Degree Life Sentences	213

2681

SUCCESS RATE (FY07)

80.1%

ADMIT STATUS OF POPULATION - DEC July 31, 2007

Admit Status	Population	% of Population
Sentenced	327	92.1%
90 Day Evaluator	12	3.4%
County Safekeeper	11	3.1%
I.S. Transfer	5	1.4%
TOTAL POPULATION	355	

ADMIT STATUS OF POPULATION - NCCW July 31, 2007

Admit Status	Population	% of Population
Sentenced	312	97.2%
90 Day Evaluator	3	0.9%
County Safekeeper	2	0.6%
I.S. Transfer	4	1.2%
TOTAL POPULATION	321	

(avg NCCW diag / eval unit pop is 40)

OFFENSE CATEGORY for MOST SERIOUS OFFENSE & PERCENT OF TOTAL

Offense	Population	% of Population
Drugs	759	17.4%
Sex Offenses	671	15.4%
Homicide	503	11.5%
Assault	497	11.4%
Theft	408	9.4%
Robbery	396	9.1%
Burglary	354	8.1%
Motor Vehicle	277	6.4%
Fraud	187	4.3%
Other	119	2.7%
Weapons	69	1.6%
Restraint	52	1.2%
Morals	44	1.0%
Arson	20	0.5%

CUSTODY CLASSIFICATION July 31, 2007

CUSTODY LEVEL	TOTAL PER CUSTODY LEVEL	% OF TOTAL
Maximum*	1260	28.9%
Medium	1308	30.0%
Minimum	1230	28.2%
Community	556	12.8%
TOTAL	4,354	

*New admissions to the Diagnostic & Evaluation Center are classified as maximum until transferred to another facility.

RANDOM TESTING PROGRAM For DRUGS of ABUSE

Baseline test 6/1991 - 17.35% tested positive
2004 Average 1.25% tested positive
2005 Average 1.66% tested positive
2006 Average 1.76% tested positive
2007 1 st Half 0.91% tested positive

PAROLE POPULATION July 31, 2007

Adult Parole 821

PAROLE SUCCESS RATE (FY07)

59.7%

PAROLE RANDOM TESTING PROGRAM For DRUGS of ABUSE

Baseline test 1997 - 12.5% tested positive
2004 Average 13.60% tested positive
2005 Average 16.42% tested positive
2006 Average 12.18% tested positive
2007 1 st Half 12.05% tested positive

WORK ETHIC CAMP July 31, 2007

Design Capacity	Actual Population	% of Capacity
100	77	77%

Crime & Corrections Rates

(All Rates are Per 100,00 People)

	2005 Crime Rate	2004 Corrections Pop*	2005 Incarceration Rate	2005 Probationer Rate	2005 Parolee Rate
NE	3710	2009	245	1387	50
IA	3125	1638	294	1018	155
SD	1952	2089	443	899	414
WY	3385	2186	400	1216	153
CO	4435	2486	457	1613	234
OM	4452	2595	529	1208	414
KS	4174	1715	330	723	225
Nat'l Avg	3751	2572	400	1542	243

Source: Nat'l Institute of Corrections

*Corrections Pop = Prisons, Jails, Probation, & Parole

INSTITUTIONS / PROGRAMS

Average Cost Per Offender
(All facilities including Parole)
Nebraska FY 2006 \$26,031/year

Adult Parole Administration (APA)
Average Cost per Parolee per Year \$2,846.00
Jim McKenzie, Administrator
Folsom & West Prospector Place, Bldg. 15
Lincoln, NE 68522
(402) 471-2654

Community Corrections Center-Lincoln (CCC-L)
Community Custody
Average Cost per Inmate per Year \$16,700.00
Rex Richard, Warden
2720 West Van Dorn
Lincoln, NE 68522
(402) 471-0740

Community Corrections Center- Omaha (CCC-O)
Community Custody
Average Cost per Inmate per Year \$17,496.00
Ryan Mahr, Warden
2320 Avenue "J"
Omaha, NE 68110
(402) 595-2010

Diagnostic & Evaluation Center (DEC)
Maximum Custody
Average Cost per Inmate per Year \$26,869.00
Mario Peart, Warden
3220 West Van Dorn
Lincoln, NE 68522
(402) 471-3330

Lincoln Correctional Center (LCC)
Maximum & Medium Custody
Average Cost per Inmate per Year \$35,402.00
Diane Sabatka-Rine, Warden
3216 West Van Dorn
Lincoln, NE 68522
(402) 471-2861

Nebraska is one of only twelve states nationwide having all adult facilities, industries, central office, staff training academy, and adult parole accredited through the [Nebraska Correctional Association](#).

Nebraska Correctional Center for Women (NCCW)

Maximum, Medium & Minimum Custody
Average Cost per Inmate per Year \$29,978.00
John J. Dahm, Warden
1107 Recharge Road
York, NE 68467-8003
(402) 362-3317

Nebraska Correctional Youth Facility (NCYF)
Maximum, Medium & Minimum Custody
Average Cost per Inmate per Year \$52,442.00
Cathy Waller-Borovac, Warden
2610 North 20th Street East
Omaha, NE 68110
(402) 595-2000

Nebraska State Penitentiary (NSP)
Maximum, Medium, Minimum Custody & Residential Treatment Community
Average Cost per Inmate per Year \$28,872.00
Dennis Bakewell, Warden
4201 South 14th Street
Lincoln, NE 68542
(402) 471-3161

Omaha Correctional Center (OCC)
Medium & Minimum Custody
Average Cost per Inmate per Year \$26,174.00
Karen Shorridge, Warden
2323 Avenue "J"
Omaha, NE 68110
(402) 595-3964

Tecumseh State Correctional Institution (TSC)
Maximum, Medium, Death Row & Intensive Management
Average Cost per Inmate per Year \$33,329.00
Fred Britten, Warden
2725 N. Highway 50
Tecumseh, NE 68450
(402) 335-5998

Work Ethic Camp, McCook (WEC)
Intensive Supervision Probationers
**Average Cost per Offender (based on number of admissions per year) \$19,422
Raleigh Haas, Warden
2309 North Highway 83
McCook, NE 69001
(308) 345-8405

** WEC average cost is based on FY2006 admissions of 226 offenders.

FY 2007 Parole Board Hearings

Hearing Decisions

Hearing Decisions	# of Inmates
Deferred	81
Denied	204
Granted	1078
Grand Total	1363

Hearing Denied Reasons

Denial Reason	# of Inmates
Drug MFRs	21
Failure to Complete SAU/RTC	69
Lack of Board Support	1
Lack of Inst Support	66
Loss of Good Time	35
Offender Request	3
Opposition	11
Other	21
Refused Programming	2
Serious MFR's	54
Waiver	77
Grand Total	360

NEBRASKA DEPARTMENT of CORRECTIONAL SERVICES

August 27, 2007

Robert P. Houston, Director
Robin Spindler, Deputy Director,
Administrative Services
Frank Hopkins, Deputy Director,
Institutions
Larry Wayne, Deputy Director,
Programs & Community Services



Folsom & West Prospector Place, Building 1
Lincoln, NE 68522
(402) 471-2654
FAX: (402) 479-5623
www.corrections.state.ne.us

MISSION STATEMENT

To serve and protect the public by providing control, humane care and program opportunities for those individuals placed in its custody and supervision, thereby facilitating their return to society as responsible persons.

INMATE POPULATION

August 27, 2007

POPULATION vs. DESIGN CAPACITY

	Design Capacity	Actual Population	% of Capacity
CCC-L	200	381	190.50%
DEC	160	367	229.38%
LCC	308	486	157.79%
NCCW	275	326	118.55%
NSP	718	1,107	154.04%
OCC	396	613	154.55%
CCC-O	90	153	170.00%
NCYF	68	86	126.47%
TSCI-Gen Pop	672	631	93.90%
TSCI-Min	32	32	100.00%
TSCI-PC	64	55	85.94%
TSCI-SMU	192	160	83.33%
TOTAL DCS:			
8-27-07	3,175	4,397	138.49%
8-27-06	3,175	4,407	138.80%

CRIME TYPE OF POPULATION

August 27, 2007

Part I Offenses *	1,733	39.4%
Part II Offenses**	2,664	60.6%
TOTAL POPULATION	4,397	

*1st Degree Murder, 2nd Degree Murder, Manslaughter, 1st Degree Assault, 1st Degree Sexual Assault, 1st Degree Sexual Assault of a Child, Robbery.

**All other offenses.

LIFE SENTENCES

August 27, 2007

Total Inmates Sentenced to Capital Punishment	10
Total Inmates Serving 1 st Degree Life Sentences	213
Total Inmates Serving Life Sentences	300
(6-30-07)	
Total Inmates Serving 1 st Degree Life Sentences	213

4-681

SUCCESS RATE (FY07)

80.1%

ADMIT STATUS OF POPULATION - DEC

August 27, 2007

Admit Status	Population	% of Population
Sentenced	346	94.3%
90 Day Evaluator	4	1.1%
County Safekeeper	14	3.8%
I.S. Transfer	3	0.8%
TOTAL POPULATION	367	

ADMIT STATUS OF POPULATION - NCCW

August 27, 2007

Admit Status	Population	% of Population
Sentenced	319	97.9%
90 Day Evaluator	3	0.9%
I.S. Transfer	4	1.2%
TOTAL POPULATION	326	

(avg NCCW diag / eval unit pop is 40)

OFFENSE CATEGORY for MOST SERIOUS OFFENSE & PERCENT OF TOTAL

POPULATION CONFINED (6-30-07)

Offense	Population	% of Population
Drugs	759	17.4%
Sex Offenses	671	15.4%
Homicide	503	11.5%
Assault	497	11.4%
Theft	408	9.4%
Robbery	396	9.1%
Burglary	354	8.1%
Motor Vehicle	277	6.4%
Fraud	187	4.3%
Other	119	2.7%
Weapons	69	1.6%
Restraint	52	1.2%
Morals	44	1.0%
Arson	20	0.5%

CUSTODY CLASSIFICATION

August 27, 2007

CUSTODY LEVEL	TOTAL PER CUSTODY LEVEL	% OF TOTAL
Maximum*	1251	28.5%
Medium	1326	30.2%
Minimum	1234	28.1%
Community	586	13.3%
TOTAL	4,397	

*New admissions to the Diagnostic & Evaluation Center are classified as maximum until transferred to another facility.

RANDOM TESTING PROGRAM

For DRUGS of ABUSE

Baseline test 6/1991 - 17.35% tested positive
2004 Average 1.25% tested positive
2005 Average 1.66% tested positive
2006 Average 1.76% tested positive
2007 1 st Half 0.91% tested positive

PAROLE POPULATION

August 27, 2007

Adult Parole 806

PAROLE SUCCESS RATE (FY07)

59.7%

PAROLE RANDOM TESTING PROGRAM

For DRUGS of ABUSE

Baseline test 1997 - 12.5% tested positive
2004 Average 13.60% tested positive
2005 Average 16.42% tested positive
2006 Average 12.18% tested positive
2007 1 st Half 12.05% tested positive

WORK ETHIC CAMP

August 27, 2007

Design Capacity	Actual Population	% of Capacity
100	70	70%

FY 2007 Parole Board Hearings

Revocation Hearing Results

Results	# of Inmates
Continued on Parole	28
Hearing Continued	8
Revoked	233
Revoked & Reparoled	26
Grand Total	295

Hearing Deferred Reasons

Deferred Reasons	# of Inmates
Drug MFR's	12
Failure to Complete SAU/MRTC	23
Lack of Board Support	4
Lack of Inst Support	8
Loss of Good Time	11
Offender Request	2
Opposition	1
Other	36
Serious MFR's	23
Waiver	1
Grand Total	121

INSTITUTIONS / PROGRAMS

Average Cost Per Offender
(All facilities including Parole)
 Nebraska FY 2007 \$26,844/year

Adult Parole Administration (APA)
 Average Cost per Parolee per Year \$3,008.00
 Jim Mckenzie, Administrator
 Folsom & West Prospector Place, Bldg. 15
 Lincoln, NE 68522
 (402) 471-2654

Community Corrections Center-Lincoln (CCC-L)
 Community Custody
 Average Cost per Inmate per Year \$15,796.00
 Rex Richard, Warden
 2720 West Van Dorn
 Lincoln, NE 68522
 (402) 471-0740

Community Corrections Center- Omaha (CCC-O)
 Community Custody
 Average Cost per Inmate per Year \$17,734.00
 Ryan Mahr, Warden
 2320 Avenue "J"
 Omaha, NE 68110
 (402) 595-2010

Diagnostic & Evaluation Center (DEC)
 Maximum Custody
 Average Cost per Inmate per Year \$30,067.00
 Mario Pearl, Warden
 3220 West Van Dorn
 Lincoln, NE 68522
 (402) 471-3330

Lincoln Correctional Center (LCC)
 Maximum & Medium Custody
 Average Cost per Inmate per Year \$36,385.00
 Diane Sabatka-Rine, Warden
 3216 West Van Dorn
 Lincoln, NE 68522
 (402) 471-2861

Nebraska is one of only twelve states nationwide having all adult facilities, industries, central office, staff training academy, and adult parole accredited through the National Correctional Association.

Nebraska Correctional Center for Women (NCCW)
 Maximum, Medium & Minimum Custody
 Average Cost per Inmate per Year \$31,476.00
 John J. Dahm, Warden
 1107 Recharge Road
 York, NE 68467-8003
 (402) 362-3317

Nebraska Correctional Youth Facility (NCYF)
 Maximum, Medium & Minimum Custody
 Average Cost per Inmate per Year \$54,822.00
 Cathy Waller-Borovac, Warden
 2610 North 20th Street East
 Omaha, NE 68110
 (402) 595-2000

Nebraska State Penitentiary (NSP)
 Maximum, Medium, Minimum Custody & Residential Treatment Community
 Average Cost per Inmate per Year \$31,036.00
 Dennis Bakewell, Warden
 4201 South 14th Street
 Lincoln, NE 68542
 (402) 471-3161

Omaha Correctional Center (OCC)
 Medium & Minimum Custody
 Average Cost per Inmate per Year \$26,421.00
 Karen Shorridge, Warden
 2323 Avenue "J"
 Omaha, NE 68110
 (402) 595-3964

Tecumseh State Correctional Institution (TSCI)
 Maximum, Medium, Death Row & Intensive Management
 Average Cost per Inmate per Year \$34,463.00
 Fred Britten, Warden
 2725 N. Highway 50
 Tecumseh, NE 68450
 (402) 335-5998

Work Ethic Camp, McCook (WEC)
 Intensive Supervision Probationers
 **Average Cost per Offender (based on number of admissions per year) \$21,247.00
 Raleigh Haas, Warden
 2309 North Highway 83
 McCook, NE 69001
 (308) 345-8405

** WEC average cost is based on FY2007 admissions of 215 offenders.

FY07 New Admits Most Serious Offense Category

Offense Category	# of Inmates	Percent
Drugs	565	25.9%
Theft	295	13.5%
Assault	269	12.4%
Motor Vehicle	212	9.7%
Sex Offenses	195	9.0%
Burglary	185	8.5%
Fraud	133	6.1%
Roadbery	109	5.0%
Other	101	4.6%
Weapons	37	1.7%
Homicide	35	1.6%
Morals	20	0.9%
Restraint	15	0.7%
Arson	7	0.3%
Grand Total	2178	100.0%

Data Unavailable: 1


FY07 New Admits Admission Type

Admission Type	Number	Percent
First-Time	1384	63.5%
Multiple	790	36.3%
Interstate Trans	5	0.2%
Grand Total	2179	100.0%

NEBRASKA DEPARTMENT OF CORRECTIONAL SERVICES

September 20, 2007

Robert P. Houston, Director
 Robin Spindler, Deputy Director,
 Administrative Services
 Frank Hopkins, Deputy Director,
 Institutions
 Larry Wayne, Deputy Director,
 Programs & Community Services



Folsom & West Prospector Place, Building 1
 Lincoln, NE 68522
 (402) 471-2654
 FAX: (402) 479-5623
 www.corrections.state.ne.us

MISSION STATEMENT
 To serve and protect the public by providing control, humane care and program opportunities for those individuals placed in its custody and supervision, thereby facilitating their return to society as responsible persons.

INMATE POPULATION

September 20, 2007

POPULATION VS. DESIGN CAPACITY

	Design Capacity	Actual Population	% of Capacity
CCC-L	200	390	195.00%
DEC	160	350	218.75%
LCC	308	476	154.55%
NCCW	275	314	114.18%
NSP	718	1,126	156.82%
OCC	396	614	155.05%
CCC-O	90	159	176.67%
NCYF	68	83	122.06%
TSCI-Gen Pop	672	632	94.04%
TSCI-Min	32	28	87.50%
TSCI-PC	64	56	87.50%
TSCI-SMU	192	164	85.42%
TOTAL DCS:			
9-20-07	3,175	4,392	138.33%
9-20-06	3,175	4,421	139.24%

CRIME TYPE OF POPULATION

September 20, 2007	September 20, 2007	% of Total
Part I Offenses *	1,742	39.7%
Part II Offenses **	2,650	60.3%
TOTAL POPULATION	4,392	

*1st Degree Murder, 2nd Degree Murder, Manslaughter, 1st Degree Assault, 1st Degree Sexual Assault, 1st Degree Sexual Assault of a Child, Robbery.

**All other offenses.

LIFE SENTENCES

September 20, 2007

Total Inmates Sentenced to Capital Punishment	10
Total Inmates Serving 1 st Degree Life Sentences	214
Total Inmates Serving Life Sentences	301
(6-30-07)	
Total Inmates Serving 1 st Degree Life Sentences	213

9681

SUCCESS RATE (FY07)

80.1%

ADMIT STATUS OF POPULATION - DEC

September 20, 2007

Admit Status	Population	% of Total
Sentenced	330	94.3%
90 Day Evaluator	6	1.7%
County Safekeeper	13	3.7%
I.S. Transfer	1	0.3%
TOTAL POPULATION	367	

ADMIT STATUS OF POPULATION - NCCW

September 20, 2007

Admit Status	Population	% of Total
Sentenced	305	97.1%
90 Day Evaluator	3	1.0%
County Safekeeper	2	0.6%
I.S. Transfer	4	1.3%
TOTAL POPULATION	326	

(avg NCCW diag / eval unit pop is 40)

OFFENSE CATEGORY for MOST SERIOUS OFFENSE & PERCENT OF TOTAL

POPULATION CONFINED (6-30-07)

Offense	Population	% of Total
Drugs	759	17.4%
Sex Offenses	671	15.4%
Homicide	503	11.5%
Assault	497	11.4%
Theft	408	9.4%
Robbery	396	9.1%
Burglary	354	8.1%
Motor Vehicle	277	6.4%
Fraud	187	4.3%
Other	119	2.7%
Weapons	69	1.6%
Restraint	52	1.2%
Morals	44	1.0%
Arson	20	0.5%

CUSTODY CLASSIFICATION

September 20, 2007

CUSTODY LEVEL	TOTAL PER CUSTODY LEVEL	% OF TOTAL
Maximum*	1241	28.3%
Medium	1326	30.2%
Minimum	1231	28.0%
Community	594	13.5%
TOTAL	4,392	

*New admissions to the Diagnostic & Evaluation Center are classified as maximum until transferred to another facility.

RANDOM TESTING PROGRAM

For DRUGS of ABUSE

Baseline test 6/1991 - 17.35% tested positive
2004 Average 1.25% tested positive
2005 Average 1.66% tested positive
2006 Average 1.76% tested positive
2007 1 st Half 0.91% tested positive

PAROLE POPULATION

September 20, 2007

Adult Parole 834

PAROLE SUCCESS RATE (FY07)

59.7%

PAROLE RANDOM TESTING PROGRAM

For DRUGS of ABUSE

Baseline test 1997 - 12.5% tested positive
2004 Average 13.60% tested positive
2005 Average 16.42% tested positive
2006 Average 12.18% tested positive
2007 1 st Half 12.05% tested positive

WORK ETHIC CAMP

September 20, 2007

Design Capacity	Population Type	Actual Population	% of Capacity
100	Inmates	11	68%
	Probationers	57	
		68	

FY07 Institutional Releases Most Serious Offense Category

Category	Number	Percent
Drugs	711	28.4%
Theft	341	13.6%
Assault	316	12.6%
Burglary	226	9.0%
Motor Vehicle	213	8.5%
Fraud	151	6.0%
Sex Offenses	147	5.9%
Robbery	151	6.0%
Other	110	4.4%
Weapons	52	2.1%
Homicide	32	1.3%
Morals	21	0.8%
Restraint	16	0.6%
Arson	16	0.6%
Grand Total	2503	100.0%

Data Unavailable: 2

FY07 Institutional Release Type

Type	Number	Percent
Mandatory Discharge	1418	56.6%
Parole	1066	42.6%
Deceased	14	0.6%
Other	6	0.2%
Expiration of Sentence	1	0.0%
Grand Total	2505	100.0%

INSTITUTIONS / PROGRAMS

Average Cost Per Offender
(All facilities including Parole)
Nebraska FY 2007 \$26,844/year

Adult Parole Administration (APA)
Average Cost per Parolee per Year \$3,008.00
Jim McKenzie, Administrator
Folsom & West Prospector Place, Bldg. 15
Lincoln, NE 68522
(402) 471-2654

Community Corrections Center-Lincoln (CCC-L)
Community Custody
Average Cost per Inmate per Year \$15,796.00
Rex Richard, Warden
2720 West Van Dorn
Lincoln, NE 68522
(402) 471-0740

Community Corrections Center-Omaha (CCC-O)
Community Custody
Average Cost per Inmate per Year \$17,734.00
Ryan Mahr, Warden
2320 Avenue "J"
Omaha, NE 68110
(402) 595-2010

Diagnostic & Evaluation Center (DEC)
Maximum Custody
Average Cost per Inmate per Year \$30,067.00
Mato Peart, Warden
3220 West Van Dorn
Lincoln, NE 68522
(402) 471-3330

Lincoln Correctional Center (LCC)
Maximum & Medium Custody
Average Cost per Inmate per Year \$36,385.00
Diane Sabatka-Rine, Warden
3216 West Van Dorn
Lincoln, NE 68522
(402) 471-2861

Nebraska is one of only twelve states nationwide having all adult facilities, industries, central office, staff training academy, and adult parole accredited through the **National Correctional Association**.

Nebraska Correctional Center for Women (NCCW)

Maximum, Medium & Minimum Custody
Average Cost per Inmate per Year \$31,476.00
John J. Dahm, Warden
1107 Recharge Road
York, NE 68467-8003
(402) 362-3317

Nebraska Correctional Youth Facility (NCYF)
Maximum, Medium & Minimum Custody
Average Cost per Inmate per Year \$54,822.00
Cathy Waller-Borovac, Warden
2610 North 20th Street East
Omaha, NE 68110
(402) 595-2000

Nebraska State Penitentiary (NSP)
Maximum, Medium, Minimum Custody & Residential Treatment Community
Average Cost per Inmate per Year \$31,036.00
Dennis Bakewell, Warden
4201 South 14th Street
Lincoln, NE 68542
(402) 471-3161

Omaha Correctional Center (OCC)
Medium & Minimum Custody
Average Cost per Inmate per Year \$26,421.00
Karen Shortridge, Warden
2323 Avenue "J"
Omaha, NE 68110
(402) 595-3964

Tecumseh State Correctional Institution (TSCI)
Maximum, Medium, Death Row & Intensive Management
Average Cost per Inmate per Year \$34,463.00
Fred Britten, Warden
2725 N. Highway 50
Tecumseh, NE 68450
(402) 335-5998

Work Ethic Camp, McCook (WEC)
Intensive Supervision Probationers
**Average Cost per Offender (based on number of admissions per year) \$21,247.00
Barb Lewien, Warden
2309 North Highway 83
McCook, NE 69001
(308) 345-8405

** WEC average cost is based on FY2007 admissions of 215 offenders.

3-Year Recidivism Data* Report FY2001 to FY2004

Pop:	Releases				Recidivists				Technical Violators*				% Recidivism			
	FY01	FY02	FY03	FY04	FY01	FY02	FY03	FY04	FY01	FY02	FY03	FY04	FY01	FY02	FY03	FY04
FEMALES																
Paroles	67	104	109	133	5	11	14	7	9	19	13	29	20.9	28.8	24.8	27.1
Mand Discharges	79	114	140	119	17	8	24	20	n/a	n/a	n/a	n/a	21.5	7.0	17.1	16.8
TOTAL	146	218	249	252	22	19	38	27	9	19	13	29	21.2	17.4	20.5	22.2
MALES																
Paroles	487	610	558	820	75	97	84	153	131	159	122	195	42.3	42.0	36.9	42.4
Mand Discharges	1003	900	1015	898	217	199	206	182	n/a	n/a	n/a	n/a	21.6	21.0	20.3	20.3
TOTAL	1490	1510	1573	1768	292	296	290	335	131	159	122	195	28.4	29.5	26.2	30.8
FEMALES & MALES																
Paroles	554	714	667	953	80	108	98	160	140	178	135	224	39.7	40.1	34.9	40.3
Mand Discharges	1082	1014	1155	1017	234	197	230	202	n/a	n/a	n/a	n/a	21.8	19.4	19.8	19.8
TOTAL	1636	1728	1822	1970	314	305	328	362	140	178	135	224	27.8	28.0	25.4	29.7

*Starting in fiscal year 2003, NE-DCS began using ASCA-defined measures to configure recidivism rate. The essential difference is that recidivism rate now includes technical violators in addition to new crime commitments.


**Prior to FY03, NE-DCS reported recidivism rate included only new crime commitments. However, for comparison purposes the FY01 and FY02 recidivism numbers have been re-configured using ASCA-defined measures.

All recidivists were committed for new crimes or for technical violations within 3 years of their release date.

NEBRASKA DEPARTMENT of CORRECTIONAL SERVICES

October 23, 2007

Robert P. Houston, Director
Robin Spindler, Deputy Director,
Administrative Services
Frank Hopkins, Deputy Director,
Institutions
Larry Wayne, Deputy Director,
Programs & Community Services



Folsom & West Prospector Place, Building 1
Lincoln, NE 68522
(402) 471-2654
FAX: (402) 479-5623
www.corrections.state.ne.us

MISSION STATEMENT

To serve and protect the public by providing control, humane care and program opportunities for those individuals placed in its custody and supervision, thereby facilitating their return to society as responsible persons.

INMATE POPULATION

October 23, 2007

POPULATION vs. DESIGN CAPACITY

	Design Capacity	Actual Population	% of Capacity
CCC-L	200	391	195.50%
DEC	160	332	207.50%
LCC	308	450	146.10%
NCCW	275	316	114.91%
NSP	718	1,167	162.53%
OCC	396	614	155.05%
CCC-O	90	162	180.00%
NCYF	68	79	116.18%
TSCL-Gen Pop	672	631	93.90%
TSCL-Min	32	28	87.50%
TSCL-PC	64	56	87.50%
TSCL-SMU	192	176	91.67%
TOTAL DCS:			
10-23-07	3,175	4,402	138.65%
10-23-06	3,175	4,395	138.43%

CRIME TYPE OF POPULATION

October 23, 2007

Part I Offenses *	1,744	39.6%
Part II Offenses**	2,658	60.4%
TOTAL POPULATION	4,402	

*1st Degree Murder, 2nd Degree Murder, Manslaughter, 1st Degree Assault, 1st Degree Sexual Assault, 1st Degree Sexual Assault of a Child, Robbery.

**All other offenses.

LIFE SENTENCES

October 23, 2007

Total Inmates Sentenced to Capital Punishment	10
Total Inmates Serving 1 st Degree Life Sentences	214
Total Inmates Serving Life Sentences	301
(6-30-07)	
Total Inmates Serving 1 st Degree Life Sentences	213

8681

FACILITY SUCCESS RATE (FY07)

80.1%

ADMIT STATUS OF POPULATION - DEC

October 23, 2007

Admit Status	Population	% of Population
Sentenced	317	95.5%
90 Day Evaluator	5	1.5%
County Safekeeper	10	3.0%
TOTAL POPULATION	367	

ADMIT STATUS OF POPULATION - NCCW

October 23, 2007

Admit Status	Population	% of Population
Sentenced	307	97.1%
90 Day Evaluator	1	0.3%
County Safekeeper	5	1.6%
I.S. Transfer	3	0.9%
TOTAL POPULATION	316	

(avg NCCW diag / eval unit pop is 40)

OFFENSE CATEGORY for MOST SERIOUS OFFENSE & PERCENT of TOTAL

POPULATION CONFINED (6-30-07)

Offense	Population	% of Population
Drugs	759	17.4%
Sex Offenses	671	15.4%
Homicide	503	11.5%
Assault	497	11.4%
Theft	408	9.4%
Robbery	396	9.1%
Burglary	354	8.1%
Motor Vehicle	277	6.4%
Fraud	187	4.3%
Other	119	2.7%
Weapons	69	1.6%
Restraint	52	1.2%
Morals	44	1.0%
Arson	20	0.5%

CUSTODY CLASSIFICATION

October 23, 2007

CUSTODY LEVEL	TOTAL PER CUSTODY LEVEL	% OF TOTAL
Maximum*	1232	28.0%
Medium	1325	30.1%
Minimum	1257	28.5%
Community	588	13.4%
TOTAL	4,402	

*New admissions to the Diagnostic & Evaluation Center are classified as maximum until transferred to another facility.

RANDOM TESTING PROGRAM

For DRUGS of ABUSE

Baseline test 6/1991 - 17.35% tested positive
2004 Average 1.25% tested positive
2005 Average 1.66% tested positive
2006 Average 1.76% tested positive
2007 Thru 3 rd Quarter 1.22% tested positive

PAROLE POPULATION

October 23, 2007

Adult Parole

792

PAROLE SUCCESS RATE (FY07)

59.7%

PAROLE RANDOM TESTING PROGRAM

For DRUGS of ABUSE

Baseline test 1997 - 12.5% tested positive
2004 Average 13.60% tested positive
2005 Average 16.42% tested positive
2006 Average 12.18% tested positive
2007 Thru 3 rd Quarter 12.21% tested positive

WORK ETHIC CAMP

October 23, 2007

Design Capacity	Population Type	Actual Population	% of Capacity
100	Inmates	12	12%
	Probationers	61	61%
		73	73%

FY2007 Admissions

With 12 Months or Less to Serve

Time to Serve = TRD - Received Date

Mo's to Serve	# Inm	%	Accum %
0 - 1 Month	54	6.9%	6.9%
1 - 2 Months	41	5.2%	12.1%
2 - 3 Months	43	5.5%	17.6%
3 - 4 Months	67	8.5%	26.1%
4 - 5 Months	80	10.2%	36.4%
5 - 6 Months	145	18.5%	54.8%
6 - 7 Months	53	6.8%	61.6%
7 - 8 Months	37	4.7%	66.3%
8 - 9 Months	57	7.3%	73.6%
9 - 10 Months	50	6.4%	80.0%
10 - 11 Months	56	7.1%	87.1%
11 - 12 Months	101	12.9%	100.0%
Grand Total	784	100.0%	100.0%

FY2007 Admissions

With 12 Months or Less to Serve

By Most Serious Offense Category

Time to Serve = TRD - Received Date

Offense Category	# Inm	%
Drugs	208	26.5%
Theft	123	15.7%
Assault	123	15.7%
Motor Vehicle	81	10.3%
Fraud	60	7.7%
Other	58	7.4%
Burglary	47	6.0%
Sex Offenses	31	4.0%
Robbery	21	2.7%
Weapons	17	2.2%
Morals	8	1.0%
Restraint	6	0.8%
Arson	1	0.1%
Grand Total	784	100.0%

INSTITUTIONS / PROGRAMS

Average Cost Per Offender
(All facilities including Parolee)
Nebraska FY 2007 \$26,844/year

Adult Parole Administration (APA)
Average Cost per Parolee per Year \$3,008.00
Jim McKenzie, Administrator
Folsom & West Prospector Place, Bldg. 15
Lincoln, NE 68522
(402) 471-2654

Community Corrections Center-Lincoln (CCC-L)
Community Custody
Average Cost per Inmate per Year \$15,796.00
Rex Richard, Warden
2720 West Van Dorn
Lincoln, NE 68522
(402) 471-0740

Community Corrections Center-Omaha (CCC-O)
Community Custody
Average Cost per Inmate per Year \$17,734.00
Ryan Mahr, Warden
2320 Avenue "J"
Omaha, NE 68110
(402) 595-2010

Diagnostic & Evaluation Center (DEC)
Maximum Custody
Average Cost per Inmate per Year \$30,067.00
Mario Peart, Warden
3220 West Van Dorn
Lincoln, NE 68522
(402) 471-3330

Lincoln Correctional Center (LCC)
Maximum & Medium Custody
Average Cost per Inmate per Year \$36,385.00
Diane Sabatka-Rine, Warden
3216 West Van Dorn
Lincoln, NE 68522
(402) 471-2861

Nebraska is one of only twelve states nationwide having all adult facilities, industries, central office, staff training academy, and adult parole accredited through the National Correctional Association.

Nebraska Correctional Center for Women (NCCW)

Maximum, Medium & Minimum Custody
Average Cost per Inmate per Year \$31,476.00
John J. Dahm, Warden
1107 Recharge Road
York, NE 68467-8003
(402) 362-3317

Nebraska Correctional Youth Facility (NCYF)
Maximum, Medium & Minimum Custody
Average Cost per Inmate per Year \$54,822.00
Cathy Waller-Borovac, Warden
2610 North 20th Street East
Omaha, NE 68110
(402) 595-2000

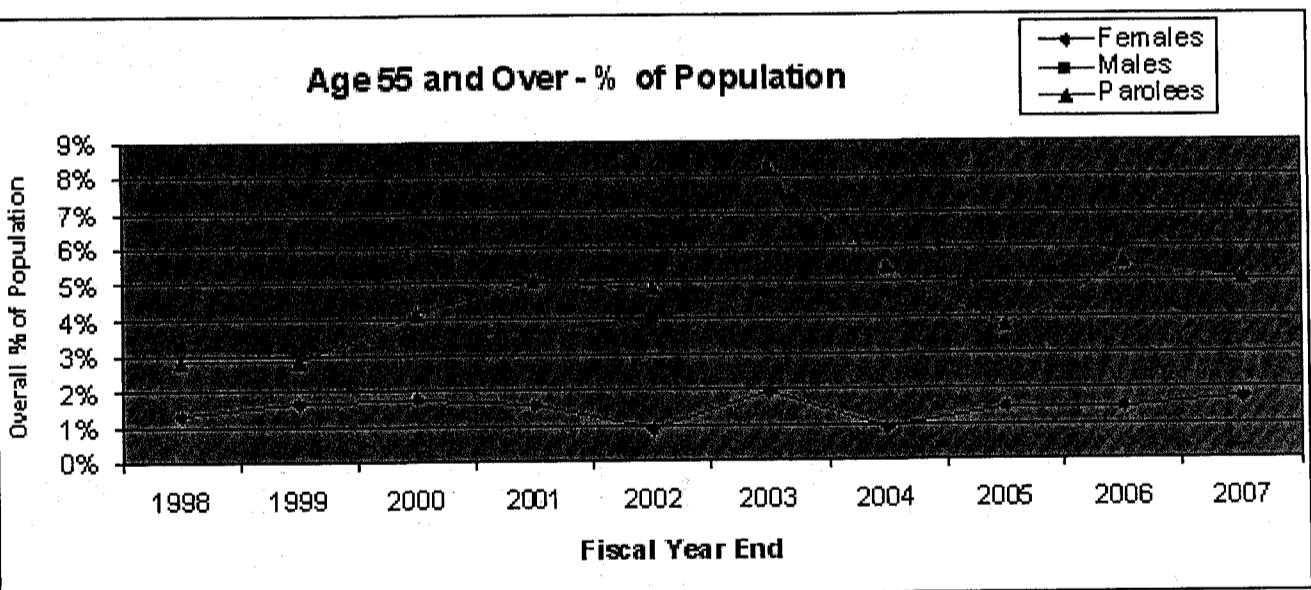
Nebraska State Penitentiary (NSP)
Maximum, Medium, Minimum Custody & Residential Treatment Community
Average Cost per Inmate per Year \$31,036.00
Dennis Bakewell, Warden
4201 South 14th Street
Lincoln, NE 68542
(402) 471-3161

Omaha Correctional Center (OCC)
Medium & Minimum Custody
Average Cost per Inmate per Year \$26,421.00
Karen Shortridge, Warden
2323 Avenue "J"
Omaha, NE 68110
(402) 595-3964

Tecumseh State Correctional Institution (TSCI)
Maximum, Medium, Death Row & Intensive Management
Average Cost per Inmate per Year \$34,463.00
Fred Britten, Warden
2725 N. Highway 50
Tecumseh, NE 68450
(402) 335-5998

Work Ethic Camp, McCook (WEC)
Intensive Supervision Probationers
Average Cost per Offender (based on number of admissions per year) \$21,247.00
Barb Lewien, Warden
2309 North Highway 83
McCook, NE 69001
(308) 345-8405

** WEC average cost is based on FY2007 admissions of 215 offenders.



◆ Females
■ Males
▲ Parolees

0%
1%
2%
3%
4%
5%
6%
7%
8%
9%

1998 1999 2000 2001 2002 2003 2004 2005 2006 2007

Fiscal Year End

NEBRASKA DEPARTMENT of CORRECTIONAL SERVICES

November 27, 2007

Robert P. Houston, Director

Robin Spindler, Deputy Director,
Administrative Services
Frank Hopkins, Deputy Director, Institutions
Larry Wayne, Deputy Director,
Programs & Community Services
Randy Kohl, Deputy Director, Health Services
John McGovern, Deputy Director,
Cornhusker State Industries



Folsom & West Prospector Place, Building 1
Lincoln, NE 68522
(402) 471-2654
FAX: (402) 479-5623
www.corrections.state.ne.us

MISSION STATEMENT

To serve and protect the public by providing control, humane care and program opportunities for those individuals placed in its custody and supervision, thereby facilitating their return to society as responsible persons.

INMATE POPULATION

November 27, 2007

POPULATION vs. DESIGN CAPACITY

	Design Capacity	Actual Population	% of Capacity
CCC-L	200	378	189.00%
DEC	160	365	228.13%
LCC	308	444	144.16%
NCCW	275	306	111.27%
NSP	718	1,160	161.56%
OCC	396	601	151.77%
CCC-O	90	166	184.44%
NCYF	68	77	113.24%
TSCI-Gen Pop	672	640	95.24%
TSCI-Min	32	28	87.50%
TSCI-PC	64	59	92.19%
TSCI-SMU	192	177	92.19%

TOTAL DCS:	3,175	4,401	138.61%
11-27-07	3,175	4,389	138.24%

CRIME TYPE of POPULATION

November 27, 2007	1,743	39.6%
Part I Offenses *	2,658	60.4%
Part II Offenses**	4,401	
TOTAL POPULATION		

*1st Degree Murder, 2nd Degree Murder, Manslaughter, 1st Degree Assault, 1st Degree Sexual Assault, 1st Degree Sexual Assault of a Child, Robbery.

**All other offenses.

LIFE SENTENCES

November 27, 2007

Total Inmates Sentenced to Capital Punishment	10
Total Inmates Serving 1 st Degree Life Sentences	214
Total Inmates Serving Life Sentences (6-30-07)	302
Total Inmates Serving 1 st Degree Life Sentences	213

0061

FACILITY SUCCESS RATE (FY07)

80.1%

ADMIT STATUS of POPULATION - DEC

November 27, 2007

Admit Status	Population	% of
Sentenced	345	94.5%
90 Day Evaluator	4	1.1%
County Safekeeper	14	3.8%
I.S. Transfer	2	0.5%
TOTAL POPULATION	365	

ADMIT STATUS of POPULATION - NCCW

November 27, 2007

Admit Status	Population	% of
Sentenced	295	96.4%
90 Day Evaluator	2	0.7%
County Safekeeper	6	2.0%
I.S. Transfer	3	1.0%
TOTAL POPULATION	306	

(avg NCCW diag / eval unit pop is 40)

OFFENSE CATEGORY for MOST SERIOUS

OFFENSE & PERCENT of TOTAL

POPULATION CONFINED (6-30-07)

Offense	Population	% of
Drugs	759	17.4%
Sex Offenses	671	15.4%
Homicide	503	11.5%
Assault	497	11.4%
Theft	408	9.4%
Robbery	396	9.1%
Burglary	354	8.1%
Motor Vehicle	277	6.4%
Fraud	187	4.3%
Other	119	2.7%
Weapons	69	1.6%
Restraint	52	1.2%
Morals	44	1.0%
Arson	20	0.5%

CUSTODY CLASSIFICATION

November 27, 2007

CUSTODY LEVEL	TOTAL PER CUSTODY LEVEL	% OF TOTAL
Maximum*	1298	29.5%
Medium	1295	29.4%
Minimum	1217	27.7%
Community	591	13.4%
TOTAL	4,401	

*New admissions to the Diagnostic & Evaluation Center are classified as maximum until transferred to another facility.

RANDOM TESTING PROGRAM

For DRUGS of ABUSE

Baseline test 6/1991 - 17.35% tested positive
2004 Average 1.25% tested positive
2005 Average 1.66% tested positive
2006 Average 1.76% tested positive
2007 Thru 3 rd Quarter 1.22% tested positive

PAROLE POPULATION

November 27, 2007

Adult Parole

785

PAROLE SUCCESS RATE (FY07)

59.7%

PAROLE RANDOM TESTING PROGRAM

For DRUGS of ABUSE

Baseline test 1997 - 12.5% tested positive
2004 Average 13.60% tested positive
2005 Average 16.42% tested positive
2006 Average 12.18% tested positive
2007 Thru 3 rd Quarter 12.21% tested positive

WORK ETHIC CAMP

November 27, 2007

Design Capacity	Population Type	Actual Population	% of Capacity
100	Inmates	13	90%
	Probationers	77	
		90	

Long Term Inmates by TRD Year / Age

Max Sentence of 50 Years or More

TRD Year	30 & Under	31-40	41-50	Over 50
2005 - 2010	9	2		
2011 - 2020	3	4	22	21
2021 - 2030	22	20	26	24
2031 and Greater	43	40	42	29
Grand Total	510	510	510	510

Location of Long Term Inmates

Max Sentence of 50 Years or More

Facility	# of Inmates
CCL	9
CCO	2
DEC	3
LCC	105
NCW	15
NSP	184
OCC	27
TSC	265
Grand Total	610

50+ Years Max Sentence

By Age

Current Age	# of Inmates	Percent
19 & Under	1	0.2%
20 - 29	99	16.2%
30 - 39	144	23.6%
40 - 49	172	28.2%
50 - 59	141	23.1%
60 & Over	53	8.7%
Grand Total	610	100.0%

INSTITUTIONS / PROGRAMS

Average Cost Per Offender
 (All facilities including Parole)
 Nebraska FY 2007 \$26,844/year

Adult Parole Administration (APA)
 Average Cost per Parolee per Year \$3,008.00
 Jim McKenzie, Administrator
 Folsom & West Prospector Place, Bldg. 15
 Lincoln, NE 68522
 (402) 471-2654

Community Corrections Center-Lincoln (CCC-L)
 Community Custody
 Average Cost per Inmate per Year \$15,796.00
 Rex Richard, Warden
 2720 West Van Dorn
 Lincoln, NE 68522
 (402) 471-0740

Community Corrections Center-Omaha (CCC-O)
 Community Custody
 Average Cost per Inmate per Year \$17,734.00
 Ryan Mahr, Warden
 2320 Avenue "J"
 Omaha, NE 68110
 (402) 595-2010

Diagnostic & Evaluation Center (DEC)
 Maximum Custody
 Average Cost per Inmate per Year \$30,067.00
 Mario Peart, Warden
 3220 West Van Dorn
 Lincoln, NE 68522
 (402) 471-3330

Lincoln Correctional Center (LCC)
 Maximum & Medium Custody
 Average Cost per Inmate per Year \$36,385.00
 Diane Sabatka-Rine, Warden
 3216 West Van Dorn
 Lincoln, NE 68522
 (402) 471-2861

Nebraska is one of only twelve states nationwide having all adult facilities, industries, central office, staff training academy, and adult parole accredited through the National Correctional Association.

Nebraska Correctional Center for Women (NCCW)

Maximum, Medium & Minimum Custody
 Average Cost per Inmate per Year \$31,476.00
 John J. Dahm, Warden
 1107 Recharge Road
 York, NE 68467-8003
 (402) 362-3317

Nebraska Correctional Youth Facility (NCYF)
 Maximum, Medium & Minimum Custody
 Average Cost per Inmate per Year \$54,822.00
 Cathy Waller-Borovac, Warden
 2610 North 20th Street East
 Omaha, NE 68110
 (402) 595-2000

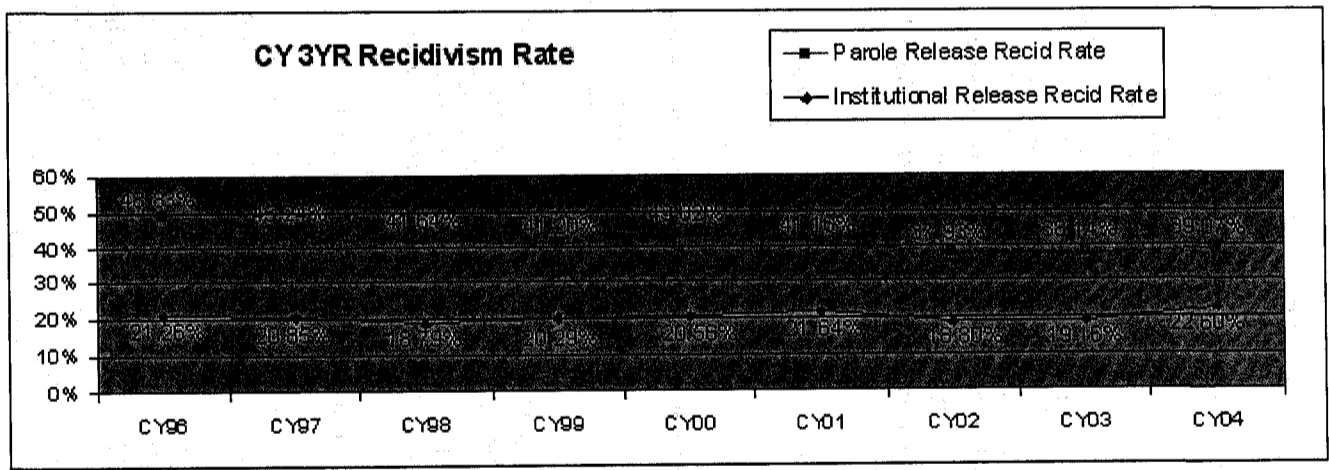
Nebraska State Penitentiary (NSP)
 Maximum, Medium, Minimum Custody & Residential Treatment Community
 Average Cost per Inmate per Year \$31,036.00
 Dennis Bakewell, Warden
 4201 South 14th Street
 Lincoln, NE 68542
 (402) 471-3161

Omaha Correctional Center (OCC)
 Medium & Minimum Custody
 Average Cost per Inmate per Year \$26,421.00
 Karen Shorridge, Warden
 2323 Avenue "J"
 Omaha, NE 68110
 (402) 595-3964

Tecumseh State Correctional Institution (TSCI)
 Maximum, Medium, Death Row & Intensive Management
 Average Cost per Inmate per Year \$34,463.00
 Fred Britten, Warden
 2725 N. Highway 50
 Tecumseh, NE 68450
 (402) 335-5998

Work Ethic Camp, McCook (WEC)
 Intensive Supervision Probationers
 Average Cost per Offender (based on number of admissions per year) \$21,247.00
 Barbara Lewien, Warden
 2309 North Highway 83
 McCook, NE 69001
 (308) 345-8405

** WEC average cost is based on FY2007 admissions of 215 offenders.



ASCA - defined measures used for recidivism rate.
 All recidivists were committed for new crimes or for technical violations within 3 years of their release date.

NEBRASKA DEPARTMENT OF CORRECTIONAL SERVICES
 January 3, 2008

Robert P. Houston, Director
 Robin Spindler, Deputy Director, Administrative Services
 Frank Hopkins, Deputy Director, Institutions
 Larry Wayne, Deputy Director, Programs & Community Services
 Randy Kohl, Deputy Director, Health Services
 John McGovern, Deputy Director, Cornhusker State Industries



Folsom & West Prospector Place, Building 1
 Lincoln, NE 68522
 (402) 471-2654
 FAX: (402) 479-5623
 www.corrections.state.ne.us

MISSION STATEMENT
 To serve and protect the public by providing control, humane care and program opportunities for those individuals placed in its custody and supervision, thereby facilitating their return to society as responsible persons.

INMATE POPULATION

January 3, 2008

POPULATION vs. DESIGN CAPACITY

	Design Capacity	Actual Population	% of Capacity
CCC-L	200	359	179.50%
DEC	160	355	221.88%
LCC	308	464	150.65%
NCCW	275	281	102.18%
NSP	718	1,165	162.26%
OCC	396	600	151.52%
CCC-O	90	162	180.00%
NCYF	68	80	117.65%
TSCI-Gen Pop	672	643	95.68%
TSCI-Min	32	20	62.50%
TSCI-PC	64	53	82.81%
TSCI-SMU	192	189	98.44%
TOTAL DCS:			
1-3-08	3,175	4,371	137.67%
1-3-07	3,175	4,371	137.67%

CRIME TYPE of POPULATION

Part I Offenses *	1,744	39.9%
Part II Offenses**	2,627	60.1%
TOTAL POPULATION	4,371	

*1st Degree Murder, 2nd Degree Murder, Manslaughter, 1st Degree Assault, 1st Degree Sexual Assault, 1st Degree Sexual Assault of a Child, Robbery.

** All other offenses.

LIFE SENTENCES

January 3, 2008

Total Inmates Sentenced to Capital Punishment	10
Total Inmates Serving 1 st Degree Life Sentences	215
Total Inmates Serving Life Sentences (6-30-07)	304
Total Inmates Serving 1st Degree Life Sentences	213

2061

FACILITY SUCCESS RATE (FY07)

80.1%

ADMIT STATUS of POPULATION - DEC

January 3, 2008

Admit Status	Population	% of Population
Sentenced	340	95.8%
90 Day Evaluator	1	0.3%
County Safekeeper	11	3.1%
I.S. Transfer	3	0.8%
TOTAL POPULATION	355	

ADMIT STATUS of POPULATION - NCCW

January 3, 2008

Admit Status	Population	% of Population
Sentenced	272	96.8%
90 Day Evaluator	2	0.7%
County Safekeeper	4	1.4%
I.S. Transfer	3	1.1%
TOTAL POPULATION	281	

(avg NCCW diag/eval unit pop is 40)

OFFENSE CATEGORY for MOST SERIOUS OFFENSE & PERCENT of TOTAL

POPULATION CONFINED (6-30-07)

Offense	Population	% of Population
Drugs	759	17.4%
Sex Offenses	671	15.4%
Homicide	503	11.5%
Assault	497	11.4%
Theft	408	9.4%
Robbery	396	9.1%
Burglary	354	8.1%
Motor Vehicle	277	6.4%
Fraud	187	4.3%
Other	119	2.7%
Weapons	69	1.6%
Restraint	52	1.2%
Morals	44	1.0%
Arson	20	0.5%

CUSTODY CLASSIFICATION

January 3, 2008

CUSTODY LEVEL	TOTAL PER CUSTODY LEVEL	% OF TOTAL
Maximum*	1283	29.4%
Medium	1324	30.3%
Minimum	1193	27.3%
Community	571	13.1%
TOTAL	4,371	

*New admissions to the Diagnostic & Evaluation Center are classified as maximum until transferred to another facility.

RANDOM TESTING PROGRAM

For DRUGS of ABUSE

Baseline test 6/1991 - 17.35% tested positive
2004 Average 1.25% tested positive
2005 Average 1.66% tested positive
2006 Average 1.76% tested positive
2007 Thru 3 rd Quarter 1.22% tested positive

PAROLE POPULATION

January 3, 2008

Adult Parole 807

PAROLE SUCCESS RATE (FY07)

59.7%

PAROLE RANDOM TESTING PROGRAM

For DRUGS of ABUSE

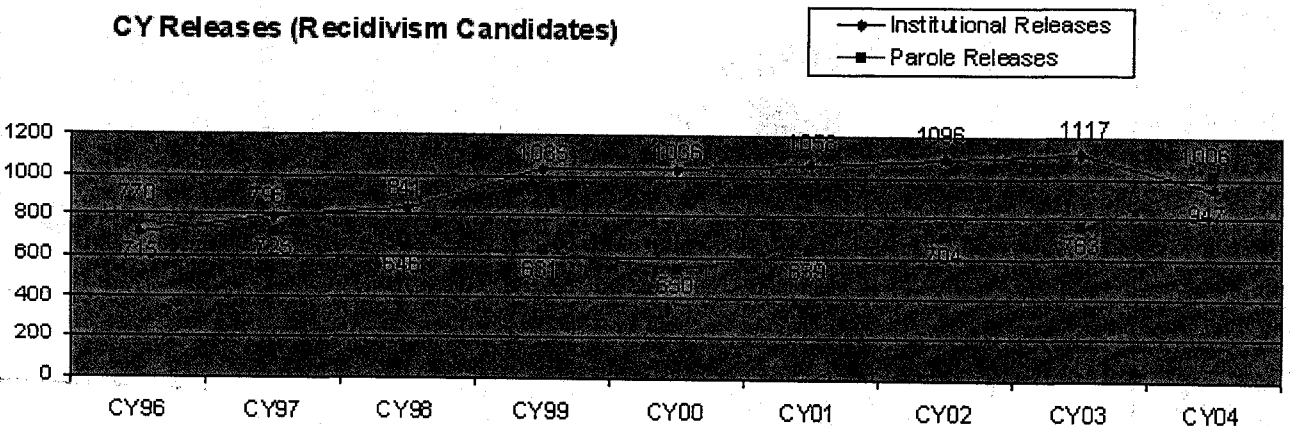
Baseline test 1997 - 12.5% tested positive
2004 Average 13.60% tested positive
2005 Average 16.42% tested positive
2006 Average 12.18% tested positive
2007 Thru 3 rd Quarter 12.21% tested positive

WORK ETHIC CAMP

January 3, 2008

Design Capacity	Population	Actual Population	% of Capacity
100	Mfn. Custody ISP	19	92%
		73	
		92	

CY Releases (Recidivism Candidates)



ASCA - defined Recidivism Candidates include inmates who completed their sentences or were released on parole. Excludes inmates who died, transferred, absconded, escaped, or who were released to active detainees.

INSTITUTIONS / PROGRAMS

Average Cost Per Offender
(All facilities including Parole)
Nebraska FY 2007 \$26,844/year

Adult Parole Administration (APA)
Average Cost per Parolee per Year \$3,008.00
Jim McKenzie, Administrator
Folsom & West Prospector Place, Bldg. 15
Lincoln, NE 68522
(402) 471-2654

Community Corrections Center-Lincoln (CCC-L)
Community Custody
Average Cost per Inmate per Year \$15,796.00
Rex Richard, Warden
2720 West Van Dorn
Lincoln, NE 68522
(402) 471-0740

Community Corrections Center-Omaha (CCC-O)
Community Custody
Average Cost per Inmate per Year \$17,734.00
Ryan Mann, Warden
2320 Avenue "J"
Omaha, NE 68110
(402) 595-2010

Diagnostic & Evaluation Center (DEC)
Maximum Custody
Average Cost per Inmate per Year \$30,067.00
Mario Peart, Warden
3220 West Van Dorn
Lincoln, NE 68522
(402) 471-3330

Lincoln Correctional Center (LCC)
Maximum & Medium Custody
Average Cost per Inmate per Year \$36,385.00
Diane Sabatka-Rine, Warden
3216 West Van Dorn
Lincoln, NE 68522
(402) 471-2861

Nebraska is one of only twelve states nationwide having all adult facilities, industries, central office, staff training academy, and adult parole accredited through the American Correctional Association.

Nebraska Correctional Center for Women (NCCW)
Maximum, Medium & Minimum Custody
Average Cost per Inmate per Year \$31,476.00
John J. Dahm, Warden
1107 Recharge Road
York, NE 68467-8003
(402) 362-3317

Nebraska Correctional Youth Facility (NCYF)
Maximum, Medium & Minimum Custody
Average Cost per Inmate per Year \$54,822.00
Cathy Waller-Borovac, Warden
2610 North 20th Street East
Omaha, NE 68110
(402) 595-2000

Nebraska State Penitentiary (NSP)
Maximum, Medium, Minimum Custody & Residential Treatment Community
Average Cost per Inmate per Year \$31,036.00
Dennis Bakewell, Warden
4201 South 14th Street
Lincoln, NE 68542
(402) 471-3161

Omaha Correctional Center (OCC)
Medium & Minimum Custody
Average Cost per Inmate per Year \$26,421.00
Karen Shortridge, Warden
2323 Avenue "J"
Omaha, NE 68110
(402) 595-3964

Tecumseh State Correctional Institution (TSCI)
Maximum, Medium, Death Row & Intensive Management
Average Cost per Inmate per Year \$34,463.00
Fred Britten, Warden
2725 N. Highway 50
Tecumseh, NE 68450
(402) 335-5998

Work Ethic Camp, McCook (WEC)
Intensive Supervision Probationers
Average Cost per Offender (based on number of admissions per year) \$21,247.00
Barbara Lewten, Warden
2309 North Highway 83
McCook, NE 69001
(308) 345-8405

** WEC average cost is based on FY2007 admissions of 215 offenders.

Inmates Over 50 Yrs Old

Date run: 2/7/2008

Years Left to Serve	# of Inmates
Under 9 Years	349
10 - 19 Years	62
20 - 30 Years	23
Over 30 Years	21
Life	115
Grand Total	570

Inmates Over 50 Yrs Old by Facility

Date run: 2/7/2008

Facility	# of Inmates
CCL	54
CCO	17
DEC	32
LCC	46
NCW	19
NSP	178
OCC	69
TSC	155
Grand Total	570

NEBRASKA DEPARTMENT OF CORRECTIONAL SERVICES

February 6, 2008

Robert P. Houston, Director
Robin Spindler, Deputy Director,
Administrative Services
Frank Hopkins, Deputy Director, Institutions
Larry Wayne, Deputy Director,
Programs & Community Services
Randy Kohl, Deputy Director, Health Services
John McGovern, Deputy Director,
Cornhusker State Industries



Folsom & West Prospector Place, Building 1
Lincoln, NE 68522
(402) 471-2654
FAX: (402) 479-5623
www.corrections.state.ne.us

MISSION STATEMENT
To serve and protect the public by providing control, humane care and program opportunities for those individuals placed in its custody and supervision, thereby facilitating their return to society as responsible persons.

INMATE POPULATION

February 6, 2008

POPULATION vs. DESIGN CAPACITY

	Design Capacity	Actual Population	% of Capacity
CCC-L	200	359	179.50%
DEC	160	355	221.88%
LCC	308	464	150.65%
NCCW	275	281	102.18%
NSP	718	1,165	162.26%
OCC	396	600	151.52%
CCC-O	90	162	180.00%
NCYF	68	80	117.65%
TSCI-Gen Pop	672	643	95.68%
TSCI-Min	32	20	62.50%
TSCI-PC	64	53	82.81%
TSCI-SMU	192	189	98.44%

TOTAL DCS:

2-6-08	3,175	4,371	137.67%
2-6-07	3,175	4,371	137.67%

CRIME TYPE OF POPULATION

February 6, 2008

Part I Offenses *	1,744	39.9%
Part II Offenses **	2,627	60.1%
TOTAL POPULATION	4,371	

*1st Degree Murder, 2nd Degree Murder, Manslaughter, 1st Degree Assault, 1st Degree Sexual Assault, 1st Degree Sexual Assault of a Child, Robbery.

** All other offenses.

LIFE SENTENCES

February 6, 2008

Total Inmates Sentenced to Capital Punishment	10
Total Inmates Serving 1 st Degree Life Sentences	215
Total Inmates Serving Life Sentences	304
(6-30-07)	
Total Inmates Serving 1 st Degree Life Sentences	213

7061

FACILITY SUCCESS RATE (FY07)

80.1%

ADMIT STATUS OF POPULATION - DEC

February 6, 2008

Admit Status	Population	% of Population
Sentenced	340	95.8%
90 Day Evaluator	1	0.3%
County Safekeeper	11	3.1%
I.S. Transfer	3	0.8%
TOTAL POPULATION	355	

ADMIT STATUS OF POPULATION - NCCW

February 6, 2008

Admit Status	Population	% of Population
Sentenced	272	96.8%
90 Day Evaluator	2	0.7%
County Safekeeper	4	1.4%
I.S. Transfer	3	1.1%
TOTAL POPULATION	281	

(avg NCCW diag / eval unit pop is 40)

OFFENSE CATEGORY for MOST SERIOUS

OFFENSE & PERCENT of TOTAL

POPULATION CONFINED (6-30-07)

Offense	Population	% of Population
Drugs	759	17.4%
Sex Offenses	671	15.4%
Homicide	503	11.5%
Assault	497	11.4%
Theft	408	9.4%
Robbery	396	9.1%
Burglary	354	8.1%
Motor Vehicle	277	6.4%
Fraud	187	4.3%
Other	119	2.7%
Weapons	69	1.6%
Restraint	52	1.2%
Morals	44	1.0%
Arson	20	0.5%

CUSTODY CLASSIFICATION

February 6, 2008

CUSTODY LEVEL	TOTAL PER CUSTODY LEVEL	% OF TOTAL
Maximum*	1276	29.4%
Medium	1305	30.0%
Minimum	1189	27.4%
Community	576	13.3%
TOTAL	4,346	

*New admissions to the Diagnostic & Evaluation Center are classified as maximum until transferred to another facility.

RANDOM TESTING PROGRAM

For DRUGS of ABUSE

Baseline test 6/1991 - 17.35% tested positive
2004 Average 1.25% tested positive
2005 Average 1.66% tested positive
2006 Average 1.76% tested positive
2007 Average 1.27% tested positive

PAROLE POPULATION

February 6, 2008

Adult Parole 823

PAROLE SUCCESS RATE (FY07)

59.7%

PAROLE RANDOM TESTING PROGRAM

For DRUGS of ABUSE

Baseline test 1997 - 12.5% tested positive
2004 Average 13.60% tested positive
2005 Average 16.42% tested positive
2006 Average 12.18% tested positive
2007 Average 11.30% tested positive

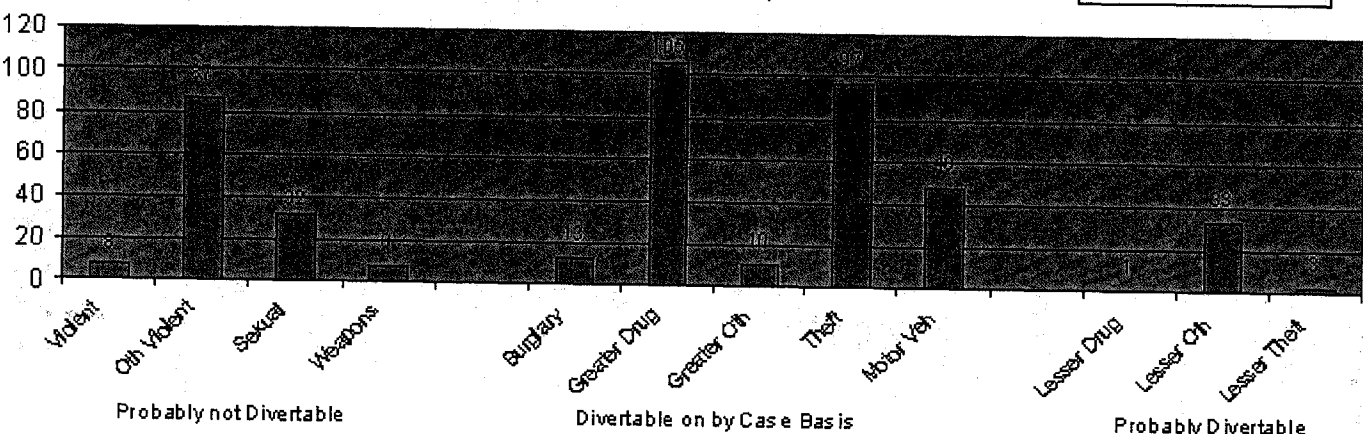
WORK ETHIC CAMP

February 6, 2008

Design Capacity	Population	Actual Population	% of Capacity
100	Min. Custody ISP	12	76
		88	88%

CY07 New Admits - Possible Diversion Candidates?

(445 out of 2131 New Admits Most Serious Offense = 1 Yr or Less)



INSTITUTIONS / PROGRAMS

Average Cost Per Offender
(All facilities including Parolee)
Nebraska FY 2007 \$26,844/year

Adult Parole Administration (APA)
Average Cost per Parolee per Year \$3,008.00
Jim McKenzie, Administrator
Folsom & West Prospector Place, Bldg. 15
Lincoln, NE 68522
(402) 471-2654

Community Corrections Center-Lincoln (CCC-L)
Community Custody
Average Cost per Inmate per Year \$15,796.00
Rex Richard, Warden
2720 West Van Dom
Lincoln, NE 68522
(402) 471-0740

Community Corrections Center-Omaha (CCC-O)
Community Custody
Average Cost per Inmate per Year \$17,794.00
Ryan Mahr, Warden
2320 Avenue "J"
Omaha, NE 68110
(402) 595-2010

Diagnostic & Evaluation Center (DEC)
Maximum Custody
Average Cost per Inmate per Year \$30,067.00
Mario Peart, Warden
3220 West Van Dom
Lincoln, NE 68522
(402) 471-3330

Lincoln Correctional Center (LCC)
Maximum & Medium Custody
Average Cost per Inmate per Year \$36,385.00
Diane Sabatka-Rine, Warden
3216 West Van Dom
Lincoln, NE 68522
(402) 471-2861

Nebraska is one of only twelve states nationwide having all adult facilities, industries, central office, staff training academy, and adult parole accredited through the American Correctional Association.

Nebraska Correctional Center for Women (NCCW)

Maximum, Medium & Minimum Custody
Average Cost per Inmate per Year \$31,476.00
John J. Dahm, Warden
1107 Recharge Road
York, NE 68467-8003
(402) 362-3317

Nebraska Correctional Youth Facility (NCYF)
Maximum, Medium & Minimum Custody
Average Cost per Inmate per Year \$54,822.00
Cathy Waller-Borovac, Warden
2610 North 20th Street East
Omaha, NE 68110
(402) 595-2000

Nebraska State Penitentiary (NSP)
Maximum, Medium, Minimum Custody & Residential Treatment Community
Average Cost per Inmate per Year \$31,036.00
Dennis Bakewell, Warden
4201 South 14th Street
Lincoln, NE 68542
(402) 471-3161

Omaha Correctional Center (OCC)
Medium & Minimum Custody
Average Cost per Inmate per Year \$26,421.00
Karen Shorridge, Warden
2323 Avenue "J"
Omaha, NE 68110
(402) 595-3964

Tecumseh State Correctional Institution (TSCI)
Maximum, Medium, Death Row & Intensive Management
Average Cost per Inmate per Year \$34,463.00
Fred Britten, Warden
2725 N. Highway 50
Tecumseh, NE 68450
(402) 335-5998

Work Ethic Camp, McCook (WEC)
Intensive Supervision Probationers
**Average Cost per Offender (based on number of admissions per year) \$21,247.00
Barbara Lewten, Warden
2309 North Highway 83
McCook, NE 69001
(309) 345-8405

** WEC average cost is based on FY2007 admissions of 215 offenders.

CY2007 Parole Violators

By Admission Type

Admission Type	Offenders	Percent
First Time Adult	154	56.8%
Multiple Admissions	117	43.2%
Grand Total	271	100.0%

By Most Serious Offense Category

MISO	Offenders	Percent
Theft	57	21.0%
Drugs	54	19.9%
Burglary	38	14.0%
Robbery	36	13.3%
Motor Vehicle	27	10.0%
Assault	22	8.1%
Fraud	21	7.7%
Other	9	3.3%
Weapons	3	1.1%
Homicide	2	0.7%
Restraint	1	0.4%
Sex Offenses	1	0.4%
Grand Total	271	100.0%

By Region Paroled To

Region Paroled To	Offenders	Percent
Omaha Metro	131	48.3%
Lincoln Metro	89	32.8%
South Central	16	5.9%
Northwest	12	4.4%
Southeast	8	3.0%
Data Not Available	7	2.6%
Part Handle	7	2.6%
North Central	1	0.4%
Grand Total	271	100.0%

NEBRASKA DEPARTMENT OF CORRECTIONAL SERVICES

March 5, 2008

Robert P. Houston, Director

Robin Spindler, Deputy Director,
Administrative Services
Frank Hopkins, Deputy Director, Institutions
Larry Wayne, Deputy Director,
Programs & Community Services
Randy Kohl, Deputy Director, Health Services
John McGovern, Deputy Director,
Cornhusker State Industries



Folsom & West Prospector Place, Building 1
Lincoln, NE 68522
(402) 471-2654
FAX: (402) 479-5623
www.corrections.state.ne.us

MISSION STATEMENT

To serve and protect the public by providing control, humane care and program opportunities for those individuals placed in its custody and supervision, thereby facilitating their return to society as responsible persons.

INMATE POPULATION

March 5, 2008

POPULATION vs. DESIGN CAPACITY

	Design Capacity	Actual Population	% of Capacity
CCCL	200	372	186.00%
DEC	160	276	172.50%
LCC	308	472	153.25%
NCCW	275	286	104.00%
NSP	718	1,158	161.28%
OCC	396	615	155.30%
CCC-O	90	160	177.78%
NCYF	68	86	126.47%
TSCI-Gen Pop	672	653	97.17%
TSCI-Min	32	27	84.38%
TSCI-PC	64	58	90.63%
TSCI-SMU	192	178	92.71%

TOTAL DCS:	3-5-08	3-5-07	
	3,175	4,341	136.72%
	3,175	4,386	138.14%

CRIME TYPE OF POPULATION

March 5, 2008

Part I Offenses *	1,753	40.4%
Part II Offenses**	2,588	59.6%
TOTAL POPULATION	4,341	

*1st Degree Murder, 2nd Degree Murder, Manslaughter, 1st Degree Assault, 1st Degree Sexual Assault, 1st Degree Sexual Assault of a Child, Robbery.

** All other offenses.

LIFE SENTENCES

March 5, 2008

Total Inmates Sentenced to Capital Punishment	10
Total Inmates Serving 1 st Degree Life Sentences	213
Total Inmates Serving Life Sentences (6-30-07)	302
Total Inmates Serving 1 st Degree Life Sentences	213

FACILITY SUCCESS RATE (FY07)

80.1%

ADMIT STATUS of POPULATION - DEC

March 5, 2008

Admit Status	Population	% of
Sentenced	255	92.4%
90 Day Evaluator	6	2.2%
County Safekeeper	12	4.3%
I.S. Transfer	3	1.1%
TOTAL POPULATION	276	

ADMIT STATUS of POPULATION - NCCW

March 5, 2008

Admit Status	Population	% of
Sentenced	276	96.5%
90 Day Evaluator	4	1.4%
County Safekeeper	3	1.0%
I.S. Transfer	3	1.0%
TOTAL POPULATION	286	

(avg NCCW diag/eval unit pop is 40)

OFFENSE CATEGORY for MOST SERIOUS OFFENSE & PERCENT of TOTAL

POPULATION CONFINED (6-30-07)

Offense	Population	% of
Drugs	759	17.4%
Sex Offenses	671	15.4%
Homicide	503	11.5%
Assault	497	11.4%
Theft	408	9.4%
Robbery	396	9.1%
Burglary	354	8.1%
Motor Vehicle	277	6.4%
Fraud	187	4.3%
Other	119	2.7%
Weapons	69	1.6%
Restraint	52	1.2%
Morals	44	1.0%
Arson	20	0.5%

CUSTODY CLASSIFICATION

March 5, 2008

CUSTODY LEVEL	TOTAL PER CUSTODY LEVEL	% OF TOTAL
Maximum*	1267	29.2%
Medium	1288	29.7%
Minimum	1221	28.1%
Community	565	13.0%
TOTAL	4,341	

*New admissions to the Diagnostic & Evaluation Center are classified as maximum until transferred to another facility.

RANDOM TESTING PROGRAM

For DRUGS of ABUSE

Baseline test 6/1991 - 17.35% tested positive
2004 Average 1.25% tested positive
2005 Average 1.66% tested positive
2006 Average 1.76% tested positive
2007 Average 1.27% tested positive

PAROLE POPULATION

March 5, 2008

Adult Parole 853

PAROLE SUCCESS RATE (FY07)

59.7%

PAROLE RANDOM TESTING PROGRAM

For DRUGS of ABUSE

Baseline test 1997 - 12.5% tested positive
2004 Average 13.60% tested positive
2005 Average 16.42% tested positive
2006 Average 12.18% tested positive
2007 Average 11.30% tested positive

WORK ETHIC CAMP

March 5, 2008

Design Capacity	Population Type	Actual Population	% of Capacity
100	Min. Custody ISP	12	89%
		77	
		89	

CY2007 Admissions with 12 Months or Less to Serve

By Admission Type

Time to Serve = TRD - Received Date

Prior Admits	Time to Serve	# of Inmates	Percent
First Time Admit	0 - 6 Months	280	33.0%
	6 - 7 Months	47	6.0%
	7 - 8 Months	28	3.6%
	8 - 9 Months	44	5.6%
	9 - 10 Months	32	4.1%
	10 - 11 Months	39	4.9%
	11 - 12 Months	58	7.4%
First Time Admit Total		508	64.5%
Multiple Admission	0 - 6 Months	167	21.2%
	6 - 7 Months	18	2.3%
	7 - 8 Months	14	1.8%
	8 - 9 Months	14	1.8%
	9 - 10 Months	16	2.0%
	10 - 11 Months	18	2.3%
	11 - 12 Months	33	4.2%
Multiple Admission Total		280	35.5%
Grand Total		788	100.0%

By Region

Time to Serve = TRD - Received Date

Region	# of Inmates	Percent
Omaha Metro	423	53.7%
Northwest	151	19.2%
Southeast	66	8.4%
South Central	66	8.4%
Lincoln Metro	58	7.4%
North Central	9	1.1%
Pan Handle	15	1.9%
Grand Total	788	100.0%

INSTITUTIONS / PROGRAMS

Average Cost Per Offender
(All facilities including Parole)
Nebraska FY 2007 \$26,844/year

Adult Parole Administration (APA)
Average Cost per Parolee per Year \$3,008.00
Jim McKenzie, Administrator
Folsom & West Prospector Place, Bldg. 15
Lincoln, NE 68522
(402) 471-2654

Community Corrections Center-Lincoln (CCC-L)
Average Cost per Inmate per Year \$15,796.00
Community Custody
Rex Richard, Warden
2720 West Van Dorn
Lincoln, NE 68522
(402) 471-0740

Community Corrections Center-Omaha (CCC-O)
Average Cost per Inmate per Year \$17,734.00
Community Custody
Ryan Mahr, Warden
2320 Avenue "J"
Omaha, NE 68110
(402) 595-2010

Diagnostic & Evaluation Center (DEC)
Maximum Custody
Average Cost per Inmate per Year \$30,067.00
Mato Peart, Warden
3220 West Van Dorn
Lincoln, NE 68522
(402) 471-3330

Lincoln Correctional Center (LCC)
Maximum & Medium Custody
Average Cost per Inmate per Year \$36,385.00
Diane Sabatka-Rine, Warden
3216 West Van Dorn
Lincoln, NE 68522
(402) 471-2861

Nebraska is one of only twelve states nationwide having all adult facilities, industries, central office, staff training academy, and adult parole accredited through the American Correctional Association.

Nebraska Correctional Center for Women (NCCW)
Maximum, Medium & Minimum Custody
Average Cost per Inmate per Year \$31,476.00
John J. Dahm, Warden
1107 Recharge Road
York, NE 68467-8003
(402) 362-3317

Nebraska Correctional Youth Facility (NCYF)
Maximum, Medium & Minimum Custody
Average Cost per Inmate per Year \$54,822.00
Cathy Waller-Borovac, Warden
2610 North 20th Street East
Omaha, NE 68110
(402) 595-2000


Nebraska State Penitentiary (NSP)
Maximum, Medium, Minimum Custody & Residential Treatment Community
Average Cost per Inmate per Year \$31,036.00
Dennis Bakewell, Warden
4201 South 14th Street
Lincoln, NE 68542
(402) 471-3161

Omaha Correctional Center (OCC)
Medium & Minimum Custody
Average Cost per Inmate per Year \$26,421.00
Karen Shortridge, Warden
2323 Avenue "J"
Omaha, NE 68110
(402) 595-3964

Tecumseh State Correctional Institution (TSCI)
Maximum, Medium, Death Row & Intensive Management
Average Cost per Inmate per Year \$34,463.00
Fred Britten, Warden
2725 N. Highway 50
Tecumseh, NE 68450
(402) 335-5998

Work Ethic Camp, McCook (WEC)
Intensive Supervision Probationers
Average Cost per Offender (based on number of admissions per year) \$21,247.00
Barbara Lewten, Warden
2309 North Highway 83
McCook, NE 69001
(308) 345-8405

** WEC average cost is based on FY2007 admissions of 215 offenders.



NEBRASKA DEPARTMENT OF CORRECTIONAL SERVICES

April 14, 2008

Robert P. Houston, Director
Robin Spindler, Deputy Director, Administrative Services
Frank Hopkins, Deputy Director, Institutions
Larry Wayne, Deputy Director, Programs & Community Services
Randy Kohl, Deputy Director, Health Services
John McGovern, Deputy Director, Cornhusker State Industries



Folsom & West Prospector Place, Building 1
Lincoln, NE 68522
(402) 471-2654
FAX: (402) 479-5623
www.corrections.state.ne.us

MISSION STATEMENT
To serve and protect the public by providing control, humane care and program opportunities for those individuals placed in its custody and supervision, thereby facilitating their return to society as responsible persons.

INSTITUTIONS / PROGRAMS

Average Cost Per Offender
(All facilities including Parole)
Nebraska FY 2007 \$26,844/year

Adult Parole Administration (APA)
Average Cost per Parolee per Year \$3,008.00
Cathy Gibson-Beltz, Administrator
Folsom & West Prospector Place, Bldg. 15
Lincoln, NE 68522
(402) 471-2654

Community Corrections Center-Lincoln (CCC-L)
Community Custody
Average Cost per Inmate per Year \$15,796.00
Rex Richard, Warden
2720 West Van Dom
Lincoln, NE 68522
(402) 471-0740

Community Corrections Center-Omaha (CCC-O)
Community Custody
Average Cost per Inmate per Year \$17,734.00
Ryan Mahr, Warden
2320 Avenue "J"
Omaha, NE 68110
(402) 595-2010

Diagnostic & Evaluation Center (DEC)
Maximum Custody
Average Cost per Inmate per Year \$30,067.00
Mario Peart, Warden
3220 West Van Dom
Lincoln, NE 68522
(402) 471-3330

Lincoln Correctional Center (LCC)
Maximum & Medium Custody
Average Cost per Inmate per Year \$36,385.00
Diane Sabatka-Fine, Warden
3216 West Van Dom
Lincoln, NE 68522
(402) 471-2861

Nebraska is one of only twelve states nationwide having all adult facilities, industries, central office, staff training academy, and adult parole accredited through the American Correctional Association.

Nebraska Correctional Center for Women (NCCW)

Maximum, Medium & Minimum Custody
Average Cost per Inmate per Year \$31,476.00
John J. Dahm, Warden
1107 Recharge Road
York, NE 68467-8003
(402) 362-3317

Nebraska Correctional Youth Facility (NCYF)
Maximum, Medium & Minimum Custody
Average Cost per Inmate per Year \$4,822.00
Cathy Waller-Borovac, Warden
2610 North 20th Street East
Omaha, NE 68110
(402) 595-2000

Nebraska State Penitentiary (NSP)
Maximum, Medium, Minimum Custody & Residential Treatment Community
Average Cost per Inmate per Year \$31,036.00
Dennis Bakewell, Warden
4201 South 14th Street
Lincoln, NE 68542
(402) 471-3161

Omaha Correctional Center (OCC)
Medium & Minimum Custody
Average Cost per Inmate per Year \$26,421.00
Karen Shortridge, Warden
2323 Avenue "J"
Omaha, NE 68110
(402) 595-3964

Tecumseh State Correctional Institution (TSCI)
Maximum, Medium, Death Row & Intensive Management
Average Cost per Inmate per Year \$34,463.00
Fred Britten, Warden
2725 N. Highway 50
Tecumseh, NE 68450
(402) 335-5998




Work Ethic Camp, McCook (WEC)
Intensive Supervision Probationers
Average Cost per Offender (based on number of admissions per year) \$21,247.00
Barbara Lewten, Warden
2309 North Highway 83
McCook, NE 69001
(308) 345-8405

** WEC average cost is based on FY2007 admissions of 215 offenders.

WHO'S BEHIND BARS

A sampling of incarceration rates by various demographics.

WOMEN



NEBRASKA

DEPARTMENT

of

CORRECTIONAL SERVICES

May 15, 2008

Robert P. Houston, Director

Robin Spindler, Deputy Director,
Administrative Services
Frank Hopkins, Deputy Director, Institutions
Larry Wayne, Deputy Director,
Programs & Community Services
Randy Kohl, Deputy Director, Health Services
John McGovern, Deputy Director,
Cornhusker State Industries



Folsom & West Prospector Place, Building 1
Lincoln, NE 68522
(402) 471-2654
FAX: (402) 479-5623
www.corrections.state.ne.us

MISSION STATEMENT

To serve and protect the public by providing control, humane care and program opportunities for those individuals placed in its custody and supervision, thereby facilitating their return to society as responsible persons.

INMATE POPULATION

May 15, 2008

POPULATION vs. DESIGN CAPACITY

	Design Capacity	Actual Population	% of Capacity
CCC-L	200	385	192.50%
DEC	160	309	193.13%
LCC	308	483	156.82%
NCCW	275	266	96.73%
NSP	718	1,133	157.66%
OCC	396	633	159.85%
CCC-O	90	170	188.89%
NCVF	68	86	126.47%
TSCI-Gen Pop	672	663	98.66%
TSCI-Min	32	20	62.50%
TSCI-PC	64	62	96.88%
TSCI-SMU	192	184	95.83%
TOTAL DCS:			
5-15-08	3,175	4,394	138.39%
5-15-07	3,175	4,401	138.61%

CRIME TYPE OF POPULATION

May 15, 2008

Part I Offenses *	1,783	40.6%
Part II Offenses**	2,611	59.4%
TOTAL POPULATION	4,394	

*1st Degree Murder, 2nd Degree Murder, Manslaughter, 1st Degree Assault, 1st Degree Sexual Assault, 1st Degree Sexual Assault of a Child, Robbery.

**All other offenses.

LIFE SENTENCES

May 15, 2008

Total Inmates Sentenced to Capital Punishment	10
Total Inmates Serving 1 st Degree Life Sentences	217
Total Inmates Serving Life Sentences (6-30+07)	305
Total Inmates Serving 1st Degree Life Sentences	213

0161

FACILITY SUCCESS RATE (FY07)

80.1%

ADMIT STATUS OF POPULATION - DEC

May 15, 2008

Admit Status	Population	% of
Sentenced	286	92.6%
90 Day Evaluator	10	3.2%
County Safekeeper	11	3.6%
I.S. Transfer	2	0.6%
TOTAL POPULATION	309	

ADMIT STATUS OF POPULATION - NCCW

May 15, 2008

Admit Status	Population	% of
Sentenced	260	97.7%
90 Day Evaluator	1	0.4%
County Safekeeper	2	0.8%
I.S. Transfer	3	1.1%
TOTAL POPULATION	266	

(avg NCCW diag/eval unit pop is 40)

OFFENSE CATEGORY for MOST SERIOUS OFFENSE & PERCENT of TOTAL

POPULATION CONFINED (6-30-07)

Offense	Population	% of
Drugs	759	17.4%
Sex Offenses	671	15.4%
Homicide	503	11.5%
Assault	497	11.4%
Theft	408	9.4%
Robbery	396	9.1%
Burglary	354	8.1%
Motor Vehicle	277	6.4%
Fraud	187	4.3%
Other	119	2.7%
Weapons	69	1.6%
Restraint	52	1.2%
Morals	44	1.0%
Arson	20	0.5%

CUSTODY CLASSIFICATION

May 15, 2008

CUSTODY LEVEL	TOTAL PER CUSTODY LEVEL	% OF TOTAL
Maximum*	1275	29.0%
Medium	1293	29.4%
Minimum	1245	28.3%
Community	581	13.2%
TOTAL	4,394	

*New admissions to the Diagnostic & Evaluation Center are classified as maximum until transferred to another facility.

RANDOM TESTING PROGRAM

For DRUGS of ABUSE

Baseline test 6/1991 - 17.35% tested positive
2005 Average 1.66% tested positive
2006 Average 1.76% tested positive
2007 Average 1.27% tested positive
2008 1 st Qtr 0.69% tested positive

PAROLE POPULATION

May 15, 2008

Adult Parole 841

PAROLE SUCCESS RATE (FY07)

59.7%

PAROLE RANDOM TESTING PROGRAM

For DRUGS of ABUSE

Baseline test 1997 - 12.5% tested positive
2005 Average 16.42% tested positive
2006 Average 12.18% tested positive
2007 Average 11.30% tested positive
2008 1 st Qtr 17.2% tested positive

WORK ETHIC CAMP

May 15, 2008

Design Capacity	Population	Actual Population	% of Capacity
100	Min. Custody ISP	16	75%
		59	
		75	

WHO'S BEHIND BARS

A sampling of incarceration rates by various demographics.

According to data analyzed for this report as of Jan. 1, 2008 more than 1.5 million adults in behind bars.

For the most part, though incarceration is heavily concentrated among men, racial and ethnic minorities, and 20- and 30-year olds. Among men the highest rate is with black males aged 20-34. Among women it's with black females aged 35-39.

MEN

White men ages 18 or older 1 in 106



All men ages 18 or older 1 in 54



Hispanic men ages 18 or older 1 in 36



Black men ages 18 or older 1 in 15



Black men ages 20-34 1 in 9



Source: Analysis of Census and Jail Inmates by Andrew A. Sklar, published June 2007 by the U.S. Department of Justice, Bureau of Justice Statistics. All demographic statistics, with exception of 2 in every 100 white men and 2005-2006, are 2008 figures.

INSTITUTIONS / PROGRAMS

Average Cost Per Offender
(All facilities including Parole)
Nebraska FY 2007 \$26,844/Year

Adult Parole Administration (APA)

Average Cost per Parolee per Year \$3,008.00
Cathy Gibson-Beltz, Administrator
Folsom & West Prospector Place, Bldg. 15
Lincoln, NE 68522
(402) 471-2654

Community Corrections Center-Lincoln (CCC-L)

Community Custody
Average Cost per Inmate per Year \$15,796.00
Rex Richard, Warden
2720 West Van Dorn
Lincoln, NE 68522
(402) 471-0740

Community Corrections Center-Omaha (CCC-O)

Community Custody
Average Cost per Inmate per Year \$17,734.00
Ryan Mahr, Warden
2320 Avenue "J"
Omaha, NE 68110
(402) 595-2010

Diagnostic & Evaluation Center (DEC)

Maximum Custody
Average Cost per Inmate per Year \$30,067.00
Mario Peart, Warden
3220 West Van Dorn
Lincoln, NE 68522
(402) 471-3330

Lincoln Correctional Center (LCC)

Maximum & Medium Custody
Average Cost per Inmate per Year \$36,385.00
Diane Sabatka-Fine, Warden
3216 West Van Dorn
Lincoln, NE 68522
(402) 471-2861

Nebraska is one of only twelve states nationwide having all adult facilities, industries, central office, staff training academy, and adult parole accredited through the American Correctional Association.

Nebraska Correctional Center for Women (NCCW)

Maximum, Medium & Minimum Custody
Average Cost per Inmate per Year \$31,476.00
John J. Dahm, Warden
1107 Recharge Road
York, NE 68467-8003
(402) 362-3317

Nebraska Correctional Youth Facility (NCYF)

Maximum, Medium & Minimum Custody
Average Cost per Inmate per Year \$4,822.00
Cathy Waller-Borovac, Warden
2610 North 20th Street East
Omaha, NE 68110
(402) 595-2000

Nebraska State Penitentiary (NSP)

Maximum, Medium, Minimum Custody & Residential Treatment Community
Average Cost per Inmate per Year \$31,036.00
Dennis Bakewell, Warden
4201 South 14th Street
Lincoln, NE 68542
(402) 471-3161

Omaha Correctional Center (OCC)

Medium & Minimum Custody
Average Cost per Inmate per Year \$26,421.00
Karen Shortridge, Warden
2323 Avenue "J"
Omaha, NE 68110
(402) 595-3964

Tecumseh State Correctional Institution (TSCI)

Maximum, Medium, Death Row & Intensive Management
Average Cost per Inmate per Year \$34,463.00
Fred Britten, Warden
2725 N. Highway 50
Tecumseh, NE 68450
(402) 335-5998

Work Ethic Camp, McCook (WEC)

Intensive Supervision Probationers
Average Cost per Offender (based on number of admissions per year) \$21,247.00
Barbara Lewien, Warden
2309 North Highway 83
McCook, NE 69001
(308) 345-8405

** WEC average cost is based on FY2007 admissions of 215 offenders.

NEBRASKA

DEPARTMENT

of

CORRECTIONAL

SERVICES

June 15, 2008

Robert P. Houston, Director

Robin Spindler, Deputy Director,
Administrative Services

Frank Hopkins, Deputy Director, Institutions
Larry Wayne, Deputy Director,
Programs & Community Services

Randy Kohl, Deputy Director, Health Services
John McGovern, Deputy Director,
Cornhusker State Industries



Folsom & West Prospector Place, Building 1
Lincoln, NE 68522


(402) 471-2654

FAX: (402) 479-5623

www.corrections.state.ne.us

MISSION STATEMENT

To serve and protect the public by providing control, humane care and program opportunities for those individuals placed in its custody and supervision, thereby facilitating their return to society as responsible persons.



INMATE POPULATION

June 15, 2008

POPULATION vs. DESIGN CAPACITY

	Design Capacity	Actual Population	% of Capacity
CCC-L	200	379	189.50%
DEC	160	252	157.50%
LCC	308	482	156.49%
NCCW	275	279	101.45%
NSP	718	1,166	162.40%
OCC	396	648	163.64%
CCC-O	90	168	186.67%
NCYF	68	91	133.82%
TSCI-Gen Pop	672	676	100.60%
TSCI-Min	32	26	81.25%
TSCI-PC	64	60	93.75%
TSCI-SMU	192	180	93.75%
TOTAL DCS:			
6-15-08	3,175	4,407	138.80%
6-15-07	3,175	4,378	137.89%

CRIME TYPE of POPULATION

	June 15, 2008		
Part I Offenses *	1,793	40.7%	
Part II Offenses **	2,614	59.3%	
TOTAL POPULATION	4,407		

*1st Degree Murder, 2nd Degree Murder, Manslaughter, 1st Degree Assault, 1st Degree Sexual Assault, 1st Degree Sexual Assault of a Child, Robbery.

**All other offenses.

LIFE SENTENCES

June 15, 2008

Total Inmates Sentenced to Capital Punishment	10
Total Inmates Serving 1 st Degree Life Sentences	217
Total Inmates Serving Life Sentences (6-30-07)	304
Total Inmates Serving 1 st Degree Life Sentences	213

CT 61

FACILITY SUCCESS RATE (FY07)

80.1%

ADMIT STATUS of POPULATION - DEC

June 15, 2008

Admit Status	Population	% of Population
Sentenced	229	90.9%
90 Day Evaluator	7	2.8%
County Safekeeper	16	6.3%
TOTAL POPULATION	252	

ADMIT STATUS of POPULATION - NCCW

June 15, 2008

Admit Status	Population	% of Population
Sentenced	267	95.7%
90 Day Evaluator	1	0.4%
County Safekeeper	8	2.9%
I.S. Transfer	3	1.1%
TOTAL POPULATION	279	

(avg NCCW diag/eval unit pop is 40)

OFFENSE CATEGORY for MOST SERIOUS

OFFENSE & PERCENT of TOTAL

POPULATION CONFINED (6-30-07)

Offense	Population	% of Population
Drugs	759	17.4%
Sex Offenses	671	15.4%
Homicide	503	11.5%
Assault	497	11.4%
Theft	408	9.4%
Robbery	396	9.1%
Burglary	354	8.1%
Motor Vehicle	277	6.4%
Fraud	187	4.3%
Other	119	2.7%
Weapons	69	1.6%
Restraint	52	1.2%
Morals	44	1.0%
Arson	20	0.5%

CUSTODY CLASSIFICATION

June 15, 2008

CUSTODY LEVEL	TOTAL PER CUSTODY LEVEL	% OF TOTAL
Maximum*	1235	28.0%
Medium	1325	30.1%
Minimum	1270	28.8%
Community	577	13.1%
TOTAL	4,407	

*New admissions to the Diagnostic & Evaluation Center are classified as maximum until transferred to another facility.

RANDOM TESTING PROGRAM

For DRUGS of ABUSE

Baseline test 6/1991 - 17.35% tested positive	
2005 Average	1.66% tested positive
2006 Average	1.76% tested positive
2007 Average	1.27% tested positive
2008 1 st Qtr	0.69% tested positive

PAROLE POPULATION

June 15, 2008

Adult Parole 823

PAROLE SUCCESS RATE (FY07)

59.7%

PAROLE RANDOM TESTING PROGRAM

For DRUGS of ABUSE

Baseline test 1997 - 12.5% tested positive	
2005 Average	16.42% tested positive
2006 Average	12.18% tested positive
2007 Average	11.30% tested positive
2008 1 st Qtr	17.2% tested positive

WORK ETHIC CAMP

June 15, 2008

Design Capacity	Population Type	Actual Population	% of Capacity
100	Min. Custody ISP	14	14%
		60	60%
		74	74%

INTERNATIONAL COMPARISONS

Total Inmates

United States
2,245,189

26 countries
1,842,715

Total resident populations
United States 299.4 million
26 countries 802.4 million

SOURCES: International Center for Prison Studies at King's College London; World Prison Brief; Data developed January 2008. NOTE: There are no total number of residents for the states; figure in chart may not align with others due to differences in counting methods.

INSTITUTIONS / PROGRAMS

Average Cost Per Offender
(All facilities including Parole)
Nebraska FY 2007 \$26,844/Year

Adult Parole Administration (APA)

Average Cost per Parolee per Year \$3,008.00
Cathy Gibson-Beltz, Administrator
Folsom & West Prospector Place, Bldg. 15
Lincoln, NE 68522
(402) 471-2654

Community Corrections Center-Lincoln (CCC-L)

Community Custody
Average Cost per Inmate per Year \$15,796.00
Rex Richard, Warden
2720 West Van Dorn
Lincoln, NE 68522
(402) 471-0740

Community Corrections Center-Omaha (CCC-O)

Community Custody
Average Cost per Inmate per Year \$17,734.00
Ryan Mahr, Warden
2320 Avenue "J"
Omaha, NE 68110
(402) 595-2010

Diagnostic & Evaluation Center (DEC)

Maximum Custody
Average Cost per Inmate per Year \$30,067.00
Mario Peart, Warden
3220 West Van Dorn
Lincoln, NE 68522
(402) 471-3330

Lincoln Correctional Center (LCC)

Maximum & Medium Custody
Average Cost per Inmate per Year \$36,385.00
Diane Sabatka-Rine, Warden
3216 West Van Dorn
Lincoln, NE 68522
(402) 471-2861

Nebraska is one of only twelve states nationwide having all adult facilities, industries, central office, staff training academy, and adult parole accredited through the Near Correctional Association.

Nebraska Correctional Center for Women (NCCW)

Maximum, Medium & Minimum Custody
Average Cost per Inmate per Year \$31,476.00
John J. Dahm, Warden
1107 Recharge Road
York, NE 68467-8003
(402) 362-3317

Nebraska Correctional Youth Facility (NCYF)

Maximum, Medium & Minimum Custody
Average Cost per Inmate per Year \$54,822.00
Trish Brockman, Acting Warden
2610 North 20th Street East
Omaha, NE 68110
(402) 595-2000

Nebraska State Penitentiary (NSP)

Maximum, Medium, Minimum Custody & Residential Treatment Community
Average Cost per Inmate per Year \$31,036.00
Dennis Bakewell, Warden
4201 South 14th Street
Lincoln, NE 68542
(402) 471-3161

Omaha Correctional Center (OCC)

Medium & Minimum Custody
Average Cost per Inmate per Year \$26,421.00
Karen Shortridge, Warden
2323 Avenue "J"
Omaha, NE 68110
(402) 595-3964

Tecumseh State Correctional Institution (TSCI)

Maximum, Medium, Death Row & Intensive Management
Average Cost per Inmate per Year \$34,463.00
Fred Britten, Warden
2725 N. Highway 50
Tecumseh, NE 68450
(402) 335-5998

Work Ethic Camp, McCook (WEC)

Intensive Supervision Probationers
Average Cost per Offender (based on number of admissions per year) \$21,247.00
Barbara Lewin, Warden
2309 North Highway 83
McCook, NE 69001
(308) 345-8405

** WEC average cost is based on FY2007 admissions of 215 offenders.

Faith Preference Choices

2005	Pop on 6/3/05 3752	% of Pop
Asatru / Theodism	65	1.73%
Buddhism	19	0.51%
Catholic	589	15.70%
Community of Christ	1	0.03%
House of Yahweh	11	0.29%
Islam	82	2.19%
Jehovah Witness	23	0.61%
Judaism	0	0.00%
Latter Day Saints	21	0.56%
Ma'at	11	0.29%
Native American	208	5.54%
Protestant	1580	42.11%
Satanism	5	0.13%
Wiccan	42	1.12%
	2657	70.82%

2005 & 2008 numbers based on self-reported faith preference matched with religious coordinator's records; however, in 2005 worship attendance was also taken into consideration. Inmates may change their faith preference at any time. The numbers exclude inmates with no stated faith preference, and population excludes inmates at CCCL, COO & WEC.

2008	Pop on 6/3/08 3867	% of Pop
Asatru / Theodism	58	1.50%
Buddhism	19	0.49%
Catholic	626	16.19%
Community of Christ	1	0.03%
House of Yahweh	6	0.16%
Islam	93	2.40%
Jehovah Witness	20	0.52%
Judaism	8	0.21%
Latter Day Saints	20	0.52%
Ma'at	23	0.59%
Native American	216	5.59%
Protestant	1636	42.31%
Rastafarian*	1	0.03%
Satanism	10	0.26%
Wiccan	75	1.94%
	2812	72.72%


* Rastafarian was not an approved faith preference group in 2005

NEBRASKA DEPARTMENT of CORRECTIONAL SERVICES

July 15, 2008

Robert P. Houston, Director

Robin Spindler, Deputy Director,
Administrative Services
Frank Hopkins, Deputy Director, Institutions
Larry Wayne, Deputy Director,
Programs & Community Services
Randy Kohl, Deputy Director, Health Services
John McGovern, Deputy Director,
Cornhusker State Industries



Folsom & West Prospector Place, Building 1
Lincoln, NE 68522
(402) 471-2654
FAX: (402) 479-5623
www.corrections.state.ne.us

MISSION STATEMENT

To serve and protect the public by providing control, humane care and program opportunities for those individuals placed in its custody and supervision, thereby facilitating their return to society as responsible persons.

INMATE POPULATION

July 15, 2008

POPULATION vs. DESIGN CAPACITY

	Design Capacity	Actual Population	% of Capacity
CCC-L	200	382	191.00%
CCC-O	90	168	186.67%
DEC	160	212	132.50%
LCC	308	465	150.97%
NCCW	275	281	102.18%
NCYF	68	92	135.29%
NSP	718	1,179	164.21%
OCC	396	662	167.17%
TSCI-Gen Pop	672	677	100.74%
TSCI-Min	32	26	81.25%
TSCI-PC	64	63	98.44%
TSCI-SMU	192	187	97.40%

TOTAL DCS:			
7-15-08	3,175	4,394	138.39%
7-15-07	3,175	4,402	138.65%

CRIME TYPE OF POPULATION

July 15, 2008

Part I Offenses *	1,789	40.7%
Part II Offenses**	2,605	59.3%
TOTAL POPULATION	4,394	

*1st Degree Murder, 2nd Degree Murder, Manslaughter, 1st Degree Assault, 1st Degree Sexual Assault, 1st Degree Sexual Assault of a Child, Robbery.

**All other offenses.

LIFE SENTENCES

July 15, 2008

Total Inmates Sentenced to Capital Punishment	10
Total Inmates Serving 1 st Degree Life Sentences	218
Total Inmates Serving Life Sentences (6-30-08)	306
Total Inmates Serving 1 st Degree Life Sentences	219

4-16-1

FACILITY SUCCESS RATE (FY07)

80.1%

ADMIT STATUS OF POPULATION - DEC

July 15, 2008

Admit Status	Population	% of Population
Sentenced	196	92.5%
90 Day Evaluator	4	1.9%
County Safekeeper	10	4.7%
I.S. Transfer	2	0.9%
TOTAL POPULATION	212	

ADMIT STATUS OF POPULATION - NCCW

July 15, 2008

Admit Status	Population	% of Population
Sentenced	269	95.7%
90 Day Evaluator	2	0.7%
County Safekeeper	7	2.5%
I.S. Transfer	3	1.1%
TOTAL POPULATION	281	

(avg NCCW diag/eval unit pop is 40)

OFFENSE CATEGORY for MOST SERIOUS OFFENSE & PERCENT of TOTAL

POPULATION CONFINED (6-30-08)

Offense	Population	% of Population
Sex Offenses	724	16.4%
Drugs	664	15.0%
Assault	539	12.2%
Homicide	508	11.5%
Robbery	400	9.0%
Theft	378	8.5%
Burglary	352	8.0%
Motor Vehicle	323	7.3%
Fraud	155	3.5%
Other	154	3.5%
Weapons	85	1.9%
Morals	61	1.4%
Restraint	59	1.3%
Arson	21	0.5%

CUSTODY CLASSIFICATION

July 15, 2008

CUSTODY LEVEL	TOTAL PER CUSTODY LEVEL	% OF TOTAL
Maximum*	1202	27.4%
Medium	1324	30.1%
Minimum	1286	29.3%
Community	582	13.2%
TOTAL	4,394	

*New admissions to the Diagnostic & Evaluation Center are classified as maximum until transferred to another facility.

RANDOM TESTING PROGRAM

For DRUGS of ABUSE

Baseline test 6/1991 - 17.35% tested positive
2005 Average 1.66% tested positive
2006 Average 1.76% tested positive
2007 Average 1.27% tested positive
2008 1 st Half 1.13% tested positive

PAROLE POPULATION

July 15, 2008

Adult Parole 836

PAROLE SUCCESS RATE (FY07)

59.7%

PAROLE RANDOM TESTING PROGRAM

For DRUGS of ABUSE


Baseline test 1997 - 12.5% tested positive
2005 Average 16.42% tested positive
2006 Average 12.18% tested positive
2007 Average 11.30% tested positive
2008 1 st Half 17.2% tested positive

WORK ETHIC CAMP

July 15, 2008

Design Capacity	Population Type	Actual Population	% of Capacity
100	Min. Custody ISP	14	14%
		55	55%
		69	69%

2005 to 2008 Comparison of Faith Preference Choices (Increase or Decrease stated as % of Pop)



**Others total of faith groups: Buddhism, Community of Christ, HOY, Jehovah Witness, Judaism, LDS, Matri, Rastafarian, & Satanism.

INSTITUTIONS / PROGRAMS

Average Cost Per Offender
(All facilities including Parole)
Nebraska FY 2007 \$26,844/year

Adult Parole Administration (APA)
Average Cost per Parolee per Year \$3,008.00
Cathy Gibson-Beltz, Administrator
Folsom & West Prospector Place, Bldg. 15
Lincoln, NE 68522
(402) 471-2654

Community Corrections Center-Lincoln (CCC-L)
Community Custody
Average Cost per Inmate per Year \$15,796.00
Rex Richard, Warden
2720 West Van Dorn
Lincoln, NE 68522
(402) 471-0740

Community Corrections Center-Omaha (CCC-O)
Community Custody
Average Cost per Inmate per Year \$17,734.00
Ryan Mahr, Warden
2320 Avenue "J"
Omaha, NE 68110
(402) 595-2010

Diagnostic & Evaluation Center (DEC)
Maximum Custody
Average Cost per Inmate per Year \$30,067.00
Mario Peart, Warden
3220 West Van Dorn
Lincoln, NE 68522
(402) 471-3330

Lincoln Correctional Center (LCC)
Maximum & Medium Custody
Average Cost per Inmate per Year \$36,385.00
Diane Sabatka-Fine, Warden
3216 West Van Dorn
Lincoln, NE 68522
(402) 471-2861

Nebraska is one of only twelve states nationwide having all adult facilities, industries, central office, staff training academy, and adult parole accredited through the Near Correctional Association.

Nebraska Correctional Center for Women (NCCW)

Maximum, Medium & Minimum Custody
Average Cost per Inmate per Year \$31,476.00
John J. Dahm, Warden
1107 Recharge Road
York, NE 68467-8003
(402) 362-3317

Nebraska Correctional Youth Facility (NCYF)
Maximum, Medium & Minimum Custody
Average Cost per Inmate per Year \$54,822.00
Trish Brockman, Acting Warden
2610 North 20th Street East
Omaha, NE 68110
(402) 595-2000

Nebraska State Penitentiary (NSP)
Maximum, Medium, Minimum Custody & Residential Treatment Community
Average Cost per Inmate per Year \$31,036.00
Dennis Bakewell, Warden
4201 South 14th Street
Lincoln, NE 68542
(402) 471-3161

Omaha Correctional Center (OCC)
Medium & Minimum Custody
Average Cost per Inmate per Year \$26,421.00
Karen Shortridge, Warden
2323 Avenue "J"
Omaha, NE 68110
(402) 595-3964

Tecumseh State Correctional Institution (TSCI)
Maximum, Medium, Death Row & Intensive Management
Average Cost per Inmate per Year \$34,463.00
Fred Britten, Warden
2725 N. Highway 50
Tecumseh, NE 68450
(402) 335-5998

Work Ethic Camp, McCook (WEC)
Intensive Supervision Probationers
Average Cost per Offender (based on number of admissions per year) \$21,247.00
Barbara Lewten, Warden
2309 North Highway 83
McCook, NE 69001
(308) 345-8405

** WEC average cost is based on FY2007 admissions of 215 offenders.

Medical problems reported by prison inmates by gender and age, 2004

Source: Bureau of Justice Statistics 2004 Survey of State & Federal Correctional Facilities

Current medical problem	All Inmates	Gender		Age			
		Male	Female	24 or younger	25-34	35-44	45 or older
State Inmates							
Arthritis	15.3 %	14.6 %	24.5 %	5.4 %	8.6 %	17.4 %	32.6 %
Asthma	9.1 %	8.4 %	19.2 %	10.1 %	9.1 %	8.3 %	9.6 %
Cancer	0.9 %	0.8 %	2.4 %	0.1 %	0.3 %	0.6 %	2.8 %
Diabetes	4.0 %	3.9 %	5.5 %	0.4 %	1.5 %	4.1 %	11.3 %
Heart problems	6.1 %	5.9 %	9.0 %	2.7 %	4.1 %	5.7 %	13.3 %
Hypertension	13.8 %	13.6 %	16.8 %	3.4 %	8.0 %	15.4 %	30.6 %
Kidney problems	3.2 %	2.9 %	6.9 %	1.5 %	2.2 %	3.6 %	5.7 %
Liver problems	1.1 %	1.1 %	1.3 %	0.1 %	0.4 %	1.4 %	2.9 %
Paralysis	1.4 %	1.4 %	1.4 %	0.5 %	1.0 %	1.8 %	2.4 %
Stroke	2.6 %	2.5 %	3.7 %	1.3 %	1.7 %	3.1 %	4.6 %
Hepatitis	5.3 %	5.0 %	9.5 %	0.9 %	2.4 %	6.8 %	11.7 %
HIV	1.6 %	1.6 %	1.9 %	0.3 %	0.8 %	2.5 %	2.6 %
Sexually transmitted disease	0.8 %	0.7 %	2.0 %	0.6 %	0.7 %	1.1 %	0.7 %
Tuberculosis*	9.4 %	9.6 %	6.1 %	4.0 %	6.5 %	11.5 %	15.8 %

*Includes all inmates who reported ever having TB.

NEBRASKA DEPARTMENT of CORRECTIONAL SERVICES

August 13, 2008

Robert P. Houston, Director

Robin Spindler, Deputy Director,
Administrative Services
Frank Hopkins, Deputy Director, Institutions
Larry Wayne, Deputy Director,
Programs & Community Services
Randy Kohl, Deputy Director, Health Services
John McGovern, Deputy Director,
Cornhusker State Industries



Folsom & West Prospector Place, Building 1
Lincoln, NE 68522
(402) 471-2654
FAX: (402) 479-5623
www.corrections.state.ne.us

MISSION STATEMENT
To serve and protect the public by providing control, humane care and program opportunities for those individuals placed in its custody and supervision, thereby facilitating their return to society as responsible persons.

INMATE POPULATION

August 13, 2008

POPULATION vs. DESIGN CAPACITY

	Design Capacity	Actual Population	% of Capacity
CCC-L	200	386	193.00%
CCC-O	90	160	177.78%
DEC	160	184	115.00%
LCC	308	472	153.25%
NCCW	275	265	96.36%
NCYF	68	91	133.82%
NSP	718	1,179	164.07%
OCC	396	688	173.74%
TSCL-Gen Pop	672	678	100.89%
TSCL-Min	32	24	75.00%
TSCL-PC	64	62	96.88%
TSCL-SMU	192	182	94.79%
TOTAL DCS:			
8-13-08	3,175	4,370	137.64%
8-13-07	3,175	4,416	139.09%

CRIME TYPE of POPULATION

	August 13, 2008
Part I Offenses *	1,771
Part II Offenses**	2,599
TOTAL POPULATION	4,370

*1st Degree Murder, 2nd Degree Murder, Manslaughter, 1st Degree Assault, 1st Degree Sexual Assault, 1st Degree Sexual Assault of a Child, Robbery.

**All other offenses.

LIFE SENTENCES

August 13, 2008

Total Inmates Sentenced to Capital Punishment	10
Total Inmates Serving 1 st Degree Life Sentences	218
Total Inmates Serving Life Sentences	306
(6-30-08)	
Total Inmates Serving 1 st Degree Life Sentences	219

9161

FACILITY SUCCESS RATE (FY08)

76.6%

ADMIT STATUS of POPULATION - DEC

August 13, 2008

Admit Status	Population	% of
Sentenced	169	91.8%
90 Day Evaluator	3	1.6%
County Safekeeper	11	6.0%
I.S. Transfer	1	0.5%
TOTAL POPULATION	184	

ADMIT STATUS of POPULATION - NCCW

August 13, 2008

Admit Status	Population	% of
Sentenced	255	96.2%
90 Day Evaluator	3	1.1%
County Safekeeper	4	1.5%
I.S. Transfer	3	1.1%
TOTAL POPULATION	265	

(avg NCCW diag / eval unit pop is 40)

OFFENSE CATEGORY for MOST SERIOUS OFFENSE & PERCENT of TOTAL

POPULATION CONFINED (6-30-08)

Offense	Population	% of
Sex Offenses	724	16.4%
Drugs	664	15.0%
Assault	539	12.2%
Homicide	508	11.5%
Robbery	400	9.0%
Theft	378	8.5%
Burglary	352	8.0%
Motor Vehicle	323	7.3%
Fraud	155	3.5%
Other	154	3.5%
Weapons	85	1.9%
Morals	61	1.4%
Restraint	59	1.3%
Arson	21	0.5%

CUSTODY CLASSIFICATION

August 13, 2008

CUSTODY LEVEL	TOTAL PER CUSTODY LEVEL	% OF TOTAL
Maximum*	1174	26.9%
Medium	1308	29.9%
Minimum	1312	30.0%
Community	576	13.2%
TOTAL	4,370	

*New admissions to the Diagnostic & Evaluation Center are classified as maximum until transferred to another facility.

RANDOM TESTING PROGRAM

For DRUGS of ABUSE

Baseline test 6/1991 - 17.35% tested positive
2005 Average 1.66% tested positive
2006 Average 1.76% tested positive
2007 Average 1.27% tested positive
2008 1 st Half 1.13% tested positive

PAROLE POPULATION

August 13, 2008

Adult Parole	819
--------------	-----

PAROLE SUCCESS RATE (FY08)

60%

PAROLE RANDOM TESTING PROGRAM

For DRUGS of ABUSE

Baseline test 1997 - 12.5% tested positive
2005 Average 16.42% tested positive
2006 Average 12.18% tested positive
2007 Average 11.30% tested positive
2008 1 st Half 17.2% tested positive

WORK ETHIC CAMP

August 13, 2008

Design Capacity	Population	Actual Population	% of Capacity
100	Min. Custody ISP	18	53 71

Prison inmates who reported a medical problem by gender and age, 2004
Source: Bureau of Justice Statistics 2004 Survey of State & Federal Correctional Facilities

	Current medical problem*		Had surgery since admission		Dental problem since admission	
	Number	Percent	Number	Percent	Number	Percent
State inmates						
All inmates	531,500	43.8 %	149,400	12.3 %	609,400	50.3 %
Gender						
Male	485,200	42.9 %	139,600	12.4 %	569,600	50.4 %
Female	46,300	56.7 %	9,700	11.9 %	39,800	48.8 %
Age						
24 or younger	51,500	24.4 %	12,200	5.8 %	76,800	36.4 %
25-34	136,300	34.1 %	36,800	9.2 %	190,500	47.7 %
35-44	184,500	50.0 %	50,000	13.5 %	202,300	54.8 %
45 or older	159,200	68.5 %	50,400	21.7 %	139,800	60.3 %

*Inmates were determined to have a current medical problem if they reported currently having at least 1 of 14 specific problems: arthritis, asthma, cancer, diabetes, a heart problems, hypertension, kidney problems, liver problems, paralysis, problems due to a stroke, hepatitis, HIV, a sexually transmitted disease, or tuberculosis.

INSTITUTIONS / PROGRAMS

Average Cost Per Offender
(All facilities including Parole)
Nebraska FY 2007 \$26,844/Year

Adult Parole Administration (APA)
Average Cost per Parolee per Year \$3,008.00
Cathy Gilson-Beltz, Administrator
Folsom & West Prospector Place, Bldg. 15
Lincoln, NE 68522
(402) 471-2654

Community Corrections Center-Lincoln (CCC-L)
Community Custody
Average Cost per Inmate per Year \$15,796.00
Rex Richard, Warden
2720 West Van Dorn
Lincoln, NE 68522
(402) 471-0740

Community Corrections Center-Omaha (CCC-O)
Community Custody
Average Cost per Inmate per Year \$17,734.00
Ryan Mahr, Warden
2320 Avenue "J"
Omaha, NE 68110
(402) 595-2010

Diagnostic & Evaluation Center (DEC)
Maximum Custody
Average Cost per Inmate per Year \$30,067.00
Mario Peart, Warden
3220 West Van Dorn
Lincoln, NE 68522
(402) 471-3330

Lincoln Correctional Center (LCC)
Maximum & Medium Custody
Average Cost per Inmate per Year \$36,385.00
Diane Sabatka-Fine, Warden
3216 West Van Dorn
Lincoln, NE 68522
(402) 471-2861

Nebraska is one of only fourteen states nationwide having all adult facilities, industries, central office, staff training academy, and adult parole accredited through the American Correctional Association.

Nebraska Correctional Center for Women (NCCW)
Maximum, Medium & Minimum Custody
Average Cost per Inmate per Year \$31,476.00
John J. Dahm, Warden
1107 Recharge Road
York, NE 68467-8003
(402) 362-3317

Nebraska Correctional Youth Facility (NCYF)
Maximum, Medium & Minimum Custody
Average Cost per Inmate per Year \$54,822.00
Mike Kenney, Warden
2610 North 20th Street East
Omaha, NE 68110
(402) 595-2000

Nebraska State Penitentiary (NSP)
Maximum, Medium, Minimum Custody & Residential Treatment Community
Average Cost per Inmate per Year \$31,036.00
Dennis Bakewell, Warden
4201 South 14th Street
Lincoln, NE 68542
(402) 471-3161

Omaha Correctional Center (OCC)
Medium & Minimum Custody
Average Cost per Inmate per Year \$26,421.00
Karen Shortridge, Warden
2323 Avenue "J"
Omaha, NE 68110
(402) 595-3964

Tecumseh State Correctional Institution (TSCI)
Maximum, Medium, Death Row & Intensive Management
Average Cost per Inmate per Year \$34,463.00
Fred Britten, Warden
2725 N. Highway 50
Tecumseh, NE 68450
(402) 335-5998

Work Ethic Camp, McCook (WEC)
Intensive Supervision Probationers
Average Cost per Offender (based on number of admissions per year) \$21,247.00
Barbara Lewien, Warden
2309 North Highway 83
McCook, NE 69001
(308) 345-8405

** WEC average cost is based on FY2007 admissions of 215 offenders.

Prison inmates who reported an injury since admission by gender and age, 2004

Source: Bureau of Justice Statistics 2004 Survey of State & Federal Correctional Facilities

	Total	In an accident	In a fight
State inmates			
Total	32.6 %	22.3 %	15.9 %
Gender			
Male	33.2 %	22.6 %	16.5 %
Female	24.7 %	18.9 %	8.5 %
Age			
24 or younger	31.9 %	21.4 %	16.8 %
25-34	34.7 %	23.8 %	16.7 %
35-44	32.5 %	22.2 %	16.1 %
45 or older	29.7 %	21.0 %	13.4 %

NEBRASKA DEPARTMENT of CORRECTIONAL SERVICES

September 15, 2008

Robert P. Houston, Director

Robin Spindler, Deputy Director,
Administrative Services
Frank Hopkins, Deputy Director, Institutions
Larry Wayne, Deputy Director,
Programs & Community Services
Randy Kohl, Deputy Director, Health Services
John McGovern, Deputy Director,
Cornhusker State Industries



Folsom & West Prospector Place, Building 1
Lincoln, NE 68522
(402) 471-2654
FAX: (402) 479-5623
www.corrections.state.ne.us

MISSION STATEMENT

To serve and protect the public by providing control, humane care and program opportunities for those individuals placed in its custody and supervision, thereby facilitating their return to society as responsible persons.

INMATE POPULATION

September 15, 2008

POPULATION vs. DESIGN CAPACITY

	Design Capacity	Actual Population	% of Capacity
CCC-L	200	385	192.50%
CCC-O	90	163	181.11%
DEC	160	232	145.00%
LCC	308	454	147.40%
NCCW	275	252	91.64%
NCYF	68	98	144.12%
NSP	718	1,134	157.94%
OCC	396	689	173.99%
TSCI-Gen Pop	672	668	99.40%
TSCI-Min	32	27	84.38%
TSCI-PC	64	63	98.44%
TSCI-SMU	192	187	97.40%
TOTAL DCS:			
9-15-08	3,175	4,352	137.07%
9-15-07	3,175	4,347	136.91%

CRIME TYPE OF POPULATION

September 15, 2008	Part I Offenses *	Part II Offenses**	TOTAL POPULATION
	1,777	2,575	4,352
			40.8%
			59.2%

*1st Degree Murder, 2nd Degree Murder, Manslaughter, 1st Degree Assault, 1st Degree Sexual Assault, 1st Degree Sexual Assault of a Child, Robbery.

**All other offenses.

LIFE SENTENCES

September 15, 2008

Total Inmates Sentenced to Capital Punishment	10
Total Inmates Serving 1 st Degree Life Sentences	219
Total Inmates Serving Life Sentences (6-30-08)	308
Total Inmates Serving 1 st Degree Life Sentences	219

8161

FACILITY SUCCESS RATE (FY08)

76.6%

ADMIT STATUS OF POPULATION - DEC

September 15, 2008

Admit Status	Population	% of Population
Sentenced	222	95.7%
90 Day Evaluator	3	1.3%
County Safekeeper	7	3.0%
TOTAL POPULATION	232	

ADMIT STATUS OF POPULATION - NCCW

September 15, 2008

Admit Status	Population	% of Population
Sentenced	243	96.4%
90 Day Evaluator	2	0.8%
County Safekeeper	4	1.6%
I.S. Transfer	3	1.2%
TOTAL POPULATION	252	

(avg NCCW diag/eval unit pop is 40)

OFFENSE CATEGORY for MOST SERIOUS

OFFENSE & PERCENT OF TOTAL

POPULATION CONFINED (6-30-08)

Offense	Population	% of Population
Sex Offenses	724	16.4%
Drugs	664	15.0%
Assault	539	12.2%
Homicide	508	11.5%
Robbery	400	9.0%
Theft	378	8.5%
Burglary	352	8.0%
Motor Vehicle	323	7.3%
Fraud	155	3.5%
Other	154	3.5%
Weapons	85	1.9%
Morals	61	1.4%
Restraint	59	1.3%
Arson	21	0.5%

CUSTODY CLASSIFICATION

September 15, 2008

CUSTODY LEVEL	TOTAL PER CUSTODY LEVEL	% OF TOTAL
Maximum*	1194	27.4%
Medium	1282	29.5%
Minimum	1281	29.4%
Community	595	13.7%
TOTAL	4,352	

*New admissions to the Diagnostic & Evaluation Center are classified as maximum until transferred to another facility.

RANDOM TESTING PROGRAM

For DRUGS of ABUSE

Baseline test 6/1991 - 17.35% tested positive
2005 Average 1.66% tested positive
2006 Average 1.76% tested positive
2007 Average 1.27% tested positive
2008 1 st Half 1.13% tested positive

PAROLE POPULATION

September 15, 2008

Adult Parole 820

PAROLE SUCCESS RATE (FY08)

60%

PAROLE RANDOM TESTING PROGRAM

For DRUGS of ABUSE

Baseline test 1997 - 12.5% tested positive
2005 Average 16.42% tested positive
2006 Average 12.18% tested positive
2007 Average 11.30% tested positive
2008 1 st Half 17.2% tested positive

WORK ETHIC CAMP

September 15, 2008

Design Capacity	Population Type	Actual Population	% of Capacity
100	Min. Custody ISP	28	84%
		56	
		84	

Prison inmates who reported an impairment by gender and age, 2004

Source: Bureau of Justice Statistics 2004 Survey of State & Federal Correctional Facilities

	Any impairment	Total	Learning	Speech	Hearing	Vision	Mobility*	Mental
State inmates								
All Inmates	36.2%	34.3 %	23.3 %	3.8 %	7.0 %	10.3 %	2.5 %	5.9 %
Gender								
Male	36.2%	34.5 %	23.6 %	3.9 %	6.9 %	10.2 %	2.5 %	5.6 %
Female	36.8%	32.0 %	18.7 %	2.6 %	7.6 %	12.0 %	2.1 %	11 %
Age								
24 or younger	34.7%	33.4 %	28.0 %	3.4 %	3.1 %	6.0 %	0.8 %	5.1 %
25-34	34.4%	32.5 %	24.6 %	3.6 %	5.1 %	7.2 %	1.4 %	5.9 %
35-44	36.0%	33.6 %	23.4 %	3.9 %	7.2 %	10.3 %	2.5 %	6.5 %
45 or older	41.2%	39.5 %	16.4 %	4.2 %	13.4 %	19.4 %	6.1 %	5.9 %

*Includes use of a cane, wheelchair, walker, hearing aid, or other aids in daily activity.

INSTITUTIONS / PROGRAMS

Average Cost Per Offender
(All facilities including Parole)
Nebraska FY 2007 \$26,844/year

Adult Parole Administration (APA)
Average Cost per Parolee per Year \$3,008.00
Cathy Gibson-Beltz, Administrator
Folsom & West Prospector Place, Bldg. 15
Lincoln, NE 68522
(402) 471-2654

Community Corrections Center-Lincoln (CCC-L)
Average Cost per Inmate per Year \$15,796.00
Community Custody
Rex Richard, Warden
2720 West Van Dom
Lincoln, NE 68522
(402) 471-0740

Community Corrections Center-Omaha (CCC-O)
Average Cost per Inmate per Year \$17,734.00
Community Custody
Ryan Mann, Warden
2320 Avenue "J"
Omaha, NE 68110
(402) 595-2010

Diagnostic & Evaluation Center (DEC)
Average Cost per Inmate per Year \$30,067.00
Maximum Custody
Manto Peart, Warden
3220 West Van Dom
Lincoln, NE 68522
(402) 471-3330

Lincoln Correctional Center (LCC)
Maximum & Medium Custody
Average Cost per Inmate per Year \$36,385.00
Diane Sabatka-Fine, Warden
3216 West Van Dom
Lincoln, NE 68522
(402) 471-2861

Nebraska is one of only fourteen states nationwide having all adult facilities, industries, central office, state training academy, and adult parole accredited through the American Correctional Association.

Nebraska Correctional Center for Women (NCCW)
Maximum, Medium & Minimum Custody
Average Cost per Inmate per Year \$31,476.00
John J. Dahm, Warden
1107 Recharge Road
York, NE 68467-8003
(402) 362-3317

Nebraska Correctional Youth Facility (NCYF)
Maximum, Medium & Minimum Custody
Average Cost per Inmate per Year \$54,822.00
Mike Kenney, Warden
2610 North 20th Street East
Omaha, NE 68110
(402) 595-2000

Nebraska State Penitentiary (NSP)
Maximum, Medium, Minimum Custody & Residential Treatment Community
Average Cost per Inmate per Year \$31,036.00
Dennis Bakewell, Warden
4201 South 14th Street
Lincoln, NE 68542
(402) 471-3161

Omaha Correctional Center (OCC)
Medium & Minimum Custody
Average Cost per Inmate per Year \$26,421.00
Karen Shortridge, Warden
2323 Avenue "J"
Omaha, NE 68110
(402) 595-3964

Tecumseh State Correctional Institution (TSCI)
Maximum, Medium, Death Row & Intensive Management
Average Cost per Inmate per Year \$34,463.00
Fred Britten, Warden
2725 N. Highway 50
Tecumseh, NE 68450
(402) 335-5998

Work Ethic Camp, McCook (WEC)
Intensive Supervision Probationers
Average Cost per Offender (based on number of admissions per year) \$21,247.00
Barbara Lewien, Warden
2309 North Highway 83
McCook, NE 69001
(308) 345-8405

** WEC average cost is based on FY2007 admissions of 215 offenders.

Nebraska Department of Correctional Services 3-Year Recidivism Data* Report FY2002 to FY2005


Pop.	Releases				Recidivists				Technical Violators*				% Recidivism			
	FY02	FY03	FY04	FY05	FY02	FY03	FY04	FY05	FY02	FY03	FY04	FY05	FY02	FY03	FY04	FY05
FEMALES																
Paroles	104	109	133	110	13	14	9	12	17	13	27	22	28.8	24.8	27.1	30.1
Mand Discharges	114	140	119	128	8	24	20	21	na	na	na	na	7.0	17.1	16.8	16.4
TOTAL	218	249	252	238	21	38	29	33	17	13	27	22	17.4	20.5	22.2	23.1
MALES																
Paroles	610	558	820	785	120	91	159	132	136	115	189	184	42.0	36.9	42.4	41.3
Mand Discharges	900	1015	898	880	189	204	183	215	na	na	na	na	21.0	20.1	20.4	24.4
TOTAL	1510	1573	1768	1645	309	295	342	347	136	115	189	184	29.5	28.1	30.0	32.3
FEMALES & MALES																
Paroles	714	667	953	875	133	105	168	144	153	128	216	206	40.1	34.9	40.3	40.0
Mand Discharges	1014	1155	1017	1008	197	228	203	236	na	na	na	na	19.4	19.7	20.0	23.4
TOTAL	1728	1822	1970	1883	330	333	371	380	153	128	216	206	28.0	25.3	29.8	31.1

*Starting in fiscal year 2003, NE-DCS began using ASCA-defined measures to configure recidivism rate. The essential difference is that the recidivism rate now includes technical violators in addition to new crime commitments.
**Prior to FY03, NE-DCS reported recidivism rate included only new crime commitments. However, for comparison purposes the FY02 recidivism numbers have been re-configured using ASCA-defined measures.
All recidivists were committed for new crimes or for technical violations within 3 years of their release date.

NEBRASKA DEPARTMENT OF CORRECTIONAL SERVICES

October 14, 2008

Robert P. Houston, Director
Robin Spindler, Deputy Director, Administrative Services
Frank Hopkins, Deputy Director, Institutions
Larry Wayne, Deputy Director, Programs & Community Services
Randy Kohl, Deputy Director, Health Services
John McGovern, Deputy Director, Cornhusker State Industries



Folsom & West Prospector Place, Building 1
Lincoln, NE 68522
(402) 471-2654
FAX: (402) 479-5623
www.corrections.state.ne.us

MISSION STATEMENT
To serve and protect the public by providing control, humane care and program opportunities for those individuals placed in its custody and supervision, thereby facilitating their return to society as responsible persons.

INMATE POPULATION

October 14, 2008

POPULATION vs. DESIGN CAPACITY

	<u>Design Capacity</u>	<u>Actual Population</u>	<u>% of Capacity</u>
CCC-L	200	385	192.50%
CCC-O	90	170	188.88%
DEC	160	274	171.25%
LCC	308	462	150.00%
NCCW	275	264	96.00%
NCYF	68	101	148.53%
NSP	718	1,060	147.63%
OCC	396	683	172.47%
TSCI-Gen Pop	672	667	99.26%
TSCI-Min	32	27	84.38%
TSCI-PC	64	64	100.00%
TSCI-SMU	192	186	96.88%
TOTAL DCS:			
10-14-08	3,175	4,343	136.79%
10-14-07	3,175	4,416	139.09%

CRIME TYPE of POPULATION

October 14, 2008

Part I Offenses *	1,761	40.5%
Part II Offenses**	2,582	59.5%
TOTAL POPULATION	4,343	

*1st Degree Murder, 2nd Degree Murder, Manslaughter, 1st Degree Assault, 1st Degree Sexual Assault, 1st Degree Sexual Assault of a Child, Robbery.

**All other offenses.

LIFE SENTENCES

October 14, 2008

Total Inmates Sentenced to Capital Punishment	10
Total Inmates Serving 1 st Degree Life Sentences	219
Total Inmates Serving Life Sentences (6-30-08)	307
Total Inmates Serving 1 st Degree Life Sentences	219

0261

FACILITY SUCCESS RATE (FY08)

76.6%

ADMIT STATUS of POPULATION - DEC

October 14, 2008

Admit Status	Population	% of Population
Sentenced	266	97.1%
90 Day Evaluator	1	0.4%
County Safekeeper	6	2.2%
I.S. Transfer	1	0.4%
TOTAL POPULATION	274	

ADMIT STATUS of POPULATION - NCCW

October 14, 2008

Admit Status	Population	% of Population
Sentenced	256	97.0%
90 Day Evaluator	1	0.4%
County Safekeeper	4	1.6%
I.S. Transfer	3	1.2%
TOTAL POPULATION	264	

(avg NCCW diag / eval unit pop is 40)

OFFENSE CATEGORY for MOST SERIOUS OFFENSE & PERCENT of TOTAL

POPULATION CONFINED (6-30-08)

Offense	Population	% of Population
Sex Offenses	724	16.4%
Drugs	664	15.0%
Assault	539	12.2%
Homicide	508	11.5%
Robbery	400	9.0%
Theft	378	8.5%
Burglary	352	8.0%
Motor Vehicle	323	7.3%
Fraud	155	3.5%
Other	154	3.5%
Weapons	85	1.9%
Morals	61	1.4%
Restraint	59	1.3%
Arson	21	0.5%

CUSTODY CLASSIFICATION

October 14, 2008

CUSTODY LEVEL	TOTAL PER CUSTODY LEVEL	% OF TOTAL
Maximum*	1246	28.7%
Medium	1254	28.9%
Minimum	1243	28.6%
Community	600	13.8%
TOTAL	4,343	

*New admissions to the Diagnostic & Evaluation Center are classified as maximum until transferred to another facility.

RANDOM TESTING PROGRAM

For DRUGS of ABUSE

Baseline test 6/1991 - 17.35% tested positive
2006 Average 1.76% tested positive
2007 Average 1.27% tested positive
2008 thru 3 rd QT 1.28% tested positive

PAROLE POPULATION

October 14, 2008

Adult Parole	879
--------------	-----

PAROLE SUCCESS RATE (FY08)

60%

Parole Eligible Avg. Time on Parole (FY08)

1534 9.57 months

PAROLE RANDOM TESTING PROGRAM

for DRUGS of ABUSE

Baseline test 1997 - 12.5% tested positive
2006 Average 12.18% tested positive
2007 Average 11.30% tested positive
2008 thru 3 rd QT 15.17% tested positive

WORK ETHIC CAMP

October 14, 2008

Design Capacity	Population	Actual Population	% of Capacity
100	Min. Custody ISP	36	98%
		62	
		98	

Inmates in State Prisons with HIV/AIDS & Percent of Population

2004 2005 2006

Jurisdiction	2004	2005	2006			
U.S. total	22,936	1.8%	22,676	1.7%	21,980	4.7%
Northeast	6,646	4.1%	6,456	3.6%	6,099	3.9%
Connecticut	477	2.7%	463	2.2%	423	2.6%
Maine	11	0.6%	10	0.6%	13	0.5%
Massachusetts	215	2.2%	221	2.5%	268	2.1%
New Hampshire	31	1.3%	21	0.6%	16	0.9%
New Jersey	655	2.9%	540	2.7%	612	2.3%
New York	4,500	7.0%	4,440	6.3%	4,000	7.0%
Pennsylvania	693	1.7%	692	1.6%	697	1.7%
Rhode Island	51	1.6%	58	1.7%	58	1.7%
Vermont	13	0.9%	11	0.7%	12	0.7%
Midwest	2,025	0.9%	1,970	0.8%	1,572	0.9%
Illinois	488	1.1%	474	1.1%	474	1.1%
Indiana	/	/	/	/	/	/
Iowa	32	0.4%	28	0.5%	42	0.3%
Kansas	41	0.5%	34	0.7%	61	0.4%
Michigan	575	1.2%	525	1.1%	490	1.1%
Minnesota	44	0.6%	41	0.6%	47	0.5%
Missouri	294	1.0%	301	1.0%	301	1.0%
Nebraska	20	0.5%	19	0.4%	17	0.4%
North Dakota	6	0.5%	2	0.2%	3	0.2%
Ohio	387	0.9%	410	1.0%	447	1.0%
South Dakota	9	0.3%	14	0.4%	14	0.4%
Wisconsin	129	0.6%	122	0.7%	150	0.6%
South	10,691	2.1%	10,753	2.1%	10,950	2.2%
Alabama	270	1.1%	268	1.2%	297	1.1%
Arkansas	102	0.8%	94	0.8%	98	0.8%
Delaware	149	2.2%	124	1.5%	108	1.8%
Florida	3,250	3.9%	3,396	4.1%	3,412	3.9%
Georgia	1,109	2.2%	1,042	1.8%	944	2.1%
Kentucky	74	0.6%	83	0.8%	104	0.7%
Louisiana	487	2.5%	488	2.5%	525	2.5%
Maryland	792	3.4%	671	2.7%	612	3.0%
Mississippi	264	2.2%	302	2.4%	279	2.7%
North Carolina	647	1.8%	718	1.8%	688	1.7%
Oklahoma	133	0.8%	136	0.9%	163	0.8%
South Carolina	489	2.2%	489	2.0%	454	2.2%
Tennessee	215	1.5%	210	1.3%	190	1.5%
Texas	2,405	1.7%	2,400	1.9%	2,693	1.7%
Virginia	302	1.0%	330	1.3%	368	1.7%
West Virginia	13	0.3%	2	0.3%	15	0
West	1,894	0.7%	1,905	0.7%	1,829	0.7%
Alaska	/	/	/	/	/	/
Arizona	155	0.5%	152	0.6%	169	0.5%
California	1,212	0.7%	1,249	0.7%	1,155	0.7%
Colorado	185	1.1%	148	1.0%	185	0.9%
Hawaii	15	0.4%	23	0.4%	15	0.6%
Idaho	33	0.7%	26	0.5%	22	0.6%
Montana	5	0.2%	6	0.3%	6	0.3%
Nevada	116	1.1%	124	1.0%	126	1.1%
New Mexico	25	0.4%	25	0.5%	36	0.4%
Oregon	/	/	/	/	/	/
Utah	39	0.8%	38	0.9%	44	0.8%
Washington	102	0.6%	107	0.5%	84	0.6%
Wyoming	7	0.6%	7	0.6%	7	0.6%

Percentages are based on custody counts, except for New Mexico for which percentages are based on its yearend jurisdiction count.

Source: Bureau of Justice Statistics

INSTITUTIONS / PROGRAMS

Average Cost Per Offender
(All facilities including Parole)
Nebraska FY 2008 \$27,289/year

Adult Parole Administration (APA)
Average Cost per Parolee per Year \$3,206.00
Cathy Gibson-Beltz, Administrator
Folsom & West Prospector Place, Bldg. 15
Lincoln, NE 68522
(402) 471-2654

Community Corrections Center-Lincoln (CCC-L)
Community Custody
Average Cost per Inmate per Year \$15,960.00
Rex Richard, Warden
2720 West Van Dom
Lincoln, NE 68522
(402) 471-0740

Community Corrections Center-Omaha (CCC-O)
Community Custody
Average Cost per Inmate per Year \$19,054.00
Ryan Mahn, Warden
2320 Avenue "J"
Omaha, NE 68110
(402) 595-2010

Diagnostic & Evaluation Center (DEC)
Maximum Custody
Average Cost per Inmate per Year \$32,782.00
Mario Peart, Warden
3220 West Van Dom
Lincoln, NE 68522
(402) 471-3330

Lincoln Correctional Center (LCC)
Maximum & Medium Custody
Average Cost per Inmate per Year \$37,563.00
Diane Sabatka-Fine, Warden
3216 West Van Dom
Lincoln, NE 68522
(402) 471-2861

Nebraska is one of only fourteen states nationwide having all adult facilities, industries, central office, staff training academy, and adult parole accredited through the Near Correctional Association.

Nebraska Correctional Center for Women (NCCW)

Maximum, Medium & Minimum Custody
Average Cost per Inmate per Year \$34,781.00
John J. Dahm, Warden
1107 Recharge Road
York, NE 68467-8003
(402) 362-3317

Nebraska Correctional Youth Facility (NCYF)
Maximum, Medium & Minimum Custody
Average Cost per Inmate per Year \$61,144.00
Mike Kenney, Warden
2610 North 20th Street East
Omaha, NE 68110
(402) 595-2000

Nebraska State Penitentiary (NSP)
Maximum, Medium, Minimum Custody & Residential Treatment Community
Average Cost per Inmate per Year \$31,569.00
Dennis Bakewell, Warden
4201 South 14th Street
Lincoln, NE 68542
(402) 471-3161

Omaha Correctional Center (OCC)
Medium & Minimum Custody
Average Cost per Inmate per Year \$26,602.00
Karen Shortridge, Warden
2323 Avenue "J"
Omaha, NE 68110
(402) 595-3964

Tecumseh State Correctional Institution (TSCI)
Maximum, Medium, Death Row & Intensive Management
Average Cost per Inmate per Year \$34,435.00
Fred Britten, Warden
2725 N. Highway 50
Tecumseh, NE 68450
(402) 335-5998

Work Ethic Camp, McCook (WEC)
Intensive Supervision Probationers
Average Cost per Offender (based on number of admissions per year) \$22,350.00
Barbara Lewien, Warden
2309 North Highway 83
McCook, NE 69001
(308) 345-8405

** WEC average cost is based on FY2008 admissions of 217 offenders.

State Employees in Corrections Workforce, 2006 (by Region)

State total	11.0%
Northwest	10.2%
Northcentral	12.6%
Connecticut	6.1%
Maine	7.1%
Massachusetts	7.1%
New Hampshire	7.1%
New Jersey	6.5%
New York	13.6%
Pennsylvania	10.9%
Rhode Island	8.2%
Vermont	8.3%
Midwest	10.3%
Illinois	10.3%
Indiana	8.3%
Iowa	6.0%
Kansas	8.5%
Michigan	12.8%
Minnesota	5.2%
Missouri	13.9%
Nebraska	8.6%
North Dakota	3.8%
Ohio	11.8%
South Dakota	6.3%
Wisconsin	14.0%
South	13.1%
Alabama	6.7%
Arkansas	8.5%
Delaware	11.0%
Florida	15.1%
Georgia	16.9%
Kentucky	5.2%
Louisiana	8.7%
Maryland	13.1%
Mississippi	6.4%
North Carolina	16.0%
Ohio	8.4%
South Carolina	9.9%
Tennessee	8.8%
Texas	16.9%
Virginia	11.7%
West Virginia	8.7%
West	10.2%
Alaska	6.9%
Arizona	14.6%
California	12.8%
Colorado	9.7%
Hawaii	4.2%
Idaho	8.4%
Montana	6.3%
Nevada	13.6%
New Mexico	7.8%
Oregon	8.8%
Utah	6.5%
Washington	7.7%
Wyoming	7.4%

NEBRASKA DEPARTMENT OF CORRECTIONAL SERVICES

November 17, 2008

Robert P. Houston, Director

Robin Spindler, Deputy Director,
Administrative Services
Frank Hopkins, Deputy Director, Institutions
Larry Wayne, Deputy Director,
Programs & Community Services
Randy Kohl, Deputy Director, Health Services
John McGovern, Deputy Director,
Cornhusker State Industries



Folsom & West Prospector Place, Building 1
Lincoln, NE 68522
(402) 471-2654
FAX: (402) 479-5623
www.corrections.state.ne.us

MISSION STATEMENT

To serve and protect the public by providing control, humane care and program opportunities for those individuals placed in its custody and supervision, thereby facilitating their return to society as responsible persons.

INMATE POPULATION

November 17, 2008

POPULATION vs. DESIGN CAPACITY

	Design Capacity	Actual Population	% of Capacity
CCC-L	200	375	187.50%
CCC-O	90	170	188.88%
DEC	160	336	210.00%
LCC	308	460	149.35%
NCCW	275	280	101.82%
NCYF	68	106	155.88%
NSP	718	1,016	141.50%
OCC	396	676	170.71%
TSCI-Gen Pop	672	677	100.74%
TSCI-Min	32	28	87.50%
TSCI-PC	64	60	93.75%
TSCI-SMU	192	183	95.31%
TOTAL DCS:			
11-17-08	3,175	4,367	137.54%
11-17-07	3,175	4,412	138.96%

CRIME TYPE OF POPULATION

November 17, 2008

Part I Offenses *	1,772	40.6%
Part II Offenses**	2,595	59.4%
TOTAL POPULATION	4,367	

*1st Degree Murder, 2nd Degree Murder, Manslaughter, 1st Degree Assault, 1st Degree Sexual Assault, 1st Degree Sexual Assault of a Child, Robbery.

**All other offenses.

LIFE SENTENCES

November 17, 2008

Total Inmates Sentenced to Capital Punishment	10
Total Inmates Serving 1 st Degree Life Sentences	216
Total Inmates Serving Life Sentences (6-30-08)	304
Total Inmates Serving 1 st Degree Life Sentences	219

FACILITY SUCCESS RATE (FY08)

76.6%

ADMIT STATUS OF POPULATION - DEC

November 17, 2008

Admit Status	Population	% of Population
Sentenced	327	97.3%
90 Day Evaluator	2	0.6%
County Safekeeper	7	2.1%
TOTAL POPULATION	336	

ADMIT STATUS OF POPULATION - NCCW

November 17, 2008

Admit Status	Population	% of Population
Sentenced	271	96.8%
90 Day Evaluator	1	0.4%
County Safekeeper	5	1.8%
I.S. Transfer	3	1.1%
TOTAL POPULATION	280	

(avg NCCW diag / eval unit pop is 40)

OFFENSE CATEGORY for MOST SERIOUS OFFENSE & PERCENT of TOTAL

POPULATION CONFINED (6-30-08)

Offense	Population	% of Population
Sex Offenses	724	16.4%
Drugs	664	15.0%
Assault	539	12.2%
Homicide	508	11.5%
Robbery	400	9.0%
Theft	378	8.5%
Burglary	352	8.0%
Motor Vehicle	323	7.3%
Fraud	155	3.5%
Other	154	3.5%
Weapons	85	1.9%
Morals	61	1.4%
Restraint	59	1.3%
Arson	21	0.5%

CUSTODY CLASSIFICATION

November 17, 2008

CUSTODY LEVEL	TOTAL PER CUSTODY LEVEL	% OF TOTAL
Maximum*	1314	30.1%
Medium	1209	27.7%
Minimum	1256	28.8%
Community	588	13.5%
TOTAL	4,367	

*New admissions to the Diagnostic & Evaluation Center are classified as maximum until transferred to another facility.

RANDOM TESTING PROGRAM

For DRUGS of ABUSE

Baseline test 6/1991 - 17.35% tested positive
2006 Average 1.76% tested positive
2007 Average 1.27% tested positive
2008 thru 3 rd QT 1.28% tested positive

PAROLE POPULATION

November 17, 2008

Adult Parole 924

PAROLE SUCCESS RATE (FY08)

60%

Parole Eligible Avg. Time on Parole (FY08)

1503 9.57 months

PAROLE RANDOM TESTING PROGRAM

for DRUGS of ABUSE

Baseline test 1997 - 12.5% tested positive
2006 Average 12.18% tested positive
2007 Average 11.30% tested positive
2008 thru 3 rd QT 15.17% tested positive

WORK ETHIC CAMP

November 17, 2008

Design Capacity	Population	Actual Population	% of Capacity
100	Min. Custody ISP	39	107%
		68	107%

State Employees in Corrections Workforce, 2006 (by Percent)

State total	11.0%
Texas	16.9%
Georgia	16.9%
Florida	15.1%
North Carolina	15.0%
Arizona	14.5%
Wisconsin	14.0%
Missouri	13.9%
New York	13.6%
Nevada	13.5%
Maryland	13.1%
California	12.8%
Michigan	12.8%
Connecticut	12.6%
Ohio	11.8%
Virginia	11.7%
Delaware	11.0%
Pennsylvania	10.9%
Tennessee	10.3%
Illinois	9.8%
South Carolina	9.3%
Colorado	9.7%
Tennessee	8.8%
Oregon	8.8%
Louisiana	8.7%
West Virginia	8.7%
Nebraska	8.6%
Kansas	8.5%
Arkansas	8.5%
Idaho	8.4%
Oklahoma	8.4%
Vermont	8.3%
Indiana	8.3%
Rhode Island	8.2%
New Mexico	7.8%
Washington	7.7%
Wyoming	7.4%
Massachusetts	7.1%
New Hampshire	7.1%
Alaska	6.9%
New Jersey	6.5%
Utah	6.5%
Mississippi	6.4%
Montana	6.3%
South Dakota	6.3%
Maine	6.1%
Iowa	6.0%
Alabama	5.7%
Minnesota	5.2%
Kentucky	5.2%
Hawaii	4.2%
North Dakota	3.8%

INSTITUTIONS / PROGRAMS

Average Cost Per Offender
(All facilities including Parole)
Nebraska FY 2008 \$27,289/year

Adult Parole Administration (APA)
Average Cost per Parolee per Year \$3,206.00
Cathy Gibson-Beltz, Administrator
Folsom & West Prospector Place, Bldg. 15
Lincoln, NE 68522
(402) 471-2654

Community Corrections Center-Lincoln (CCC-L)
Community Custody
Average Cost per Inmate per Year \$15,960.00
Rex Richard, Warden
2720 West Van Dom
Lincoln, NE 68522
(402) 471-0740

Community Corrections Center-Omaha (CCC-O)
Community Custody
Average Cost per Inmate per Year \$19,054.00
Ryan Mahr, Warden
2320 Avenue "J"
Omaha, NE 68110
(402) 595-2010

Diagnostic & Evaluation Center (DEC)
Maximum Custody
Average Cost per Inmate per Year \$32,782.00
Mario Pearl, Warden
3220 West Van Dom
Lincoln, NE 68522
(402) 471-3330

Lincoln Correctional Center (LCC)
Maximum & Medium Custody
Average Cost per Inmate per Year \$37,563.00
Diane Sabatka-Fine, Warden
3216 West Van Dom
Lincoln, NE 68522
(402) 471-2861

Nebraska is one of only fourteen states nationwide having all adult facilities, industries, central office, staff training academy, and adult parole accredited through the National Correctional Association.

Nebraska Correctional Center for Women (NCCW)

Maximum, Medium & Minimum Custody
Average Cost per Inmate per Year \$34,781.00
John J. Dahm, Warden
1107 Recharge Road
York, NE 68467-8003
(402) 362-3317

Nebraska Correctional Youth Facility (NCYF)
Maximum, Medium & Minimum Custody
Average Cost per Inmate per Year \$61,144.00
Mike Kenney, Warden
2610 North 20th Street East
Omaha, NE 68110
(402) 595-2000

Nebraska State Penitentiary (NSP)
Maximum, Medium, Minimum Custody & Residential Treatment Community
Average Cost per Inmate per Year \$31,569.00
Dennis Bakewell, Warden
4201 South 14th Street
Lincoln, NE 68542
(402) 471-3161

Omaha Correctional Center (OCC)
Medium & Minimum Custody
Average Cost per Inmate per Year \$26,602.00
Karen Shortridge, Warden
2323 Avenue "J"
Omaha, NE 68110
(402) 595-3964

Tecumseh State Correctional Institution (TSCI)
Maximum, Medium, Death Row & Intensive Management
Average Cost per Inmate per Year \$34,435.00
Fred Britten, Warden
2725 N. Highway 50
Tecumseh, NE 68450
(402) 335-5998

Work Ethic Camp, McCook (WEC)
Intensive Supervision Probationers
Average Cost per Offender (based on number of admissions per year) \$22,350.00
Barbara Lewien, Warden
2309 North Highway 83
McCook, NE 69001
(308) 345-8405

** WEC average cost is based on FY2008 admissions of 217 offenders.

Number of sentenced prisoners under jurisdiction of state or federal correctional authorities, Dec 31, 2000, 2006, 2007

Region and jurisdiction	Number of prisoners			Average annual change	Percent change
	2000	2006	2007	2000-2006	2006-2007
U.S. Total^a	1,331,278	1,504,660	1,532,817	2.1%	1.9%
Federal	125,044	173,533	179,204	5.6	3.3
State ^a	1,206,234	1,331,127	1,353,613	1.7	1.7
Midwest	236,458	260,347	261,391	1.6%	0.4%
Illinois	45,281	45,106	45,215	-0.1	0.2
Indiana	19,811	26,055	27,114	4.7	4.1
Iowa ^{c,d}	7,955	8,838	8,732	1.8	-1.2
Kansas ^b	8,344	8,816	8,696	0.9	-1.4
Michigan	47,718	51,577	50,233	1.3	-2.6
Minnesota	6,238	9,108	9,468	6.5	4.0
Missouri	27,519	30,146	29,844	1.5	-1.0
Nebraska	3,816	4,204	4,329	1.6	3.0
North Dakota	994	1,363	1,416	5.4	3.9
Ohio ^c	45,833	49,166	50,731	1.2	3.2
South Dakota	2,613	3,350	3,306	4.2	-1.3
Wisconsin	20,336	22,618	22,307	1.8	-1.4

Note: Sentenced prisoner is defined as a prisoner sentenced to more than 1 year.

^aTotals estimated. Illinois did not provide data in 2006 and 2007. Maine and Nevada did not provide data in 2007.

^bPrisons and jails form one integrated system. Data include total jail and prison populations.

^cIncludes some inmates sentenced to 1 year or less.

^dPopulation based on custody counts.


Bureau of Justice Statistics - Prisoners in 2007

NEBRASKA DEPARTMENT of CORRECTIONAL SERVICES

December 16, 2008

Robert P. Houston, Director

Robin Spindler, Deputy Director,
Administrative Services
Frank Hopkins, Deputy Director, Institutions
Larry Wayne, Deputy Director,
Programs & Community Services
Randy Kohl, Deputy Director, Health Services
John McGovern, Deputy Director,
Cornhusker State Industries



Folsom & West Prospector Place, Building 1
Lincoln, NE 68522
(402) 471-2654
FAX: (402) 479-5623
www.corrections.state.ne.us

MISSION STATEMENT

To serve and protect the public by providing control, humane care and program opportunities for those individuals placed in its custody and supervision, thereby facilitating their return to society as responsible persons.

INMATE POPULATION

December 16, 2008

POPULATION vs. DESIGN CAPACITY

	Design Capacity	Actual Population	% of Capacity
CCCL-1	200	384	192.00%
CCC-O	90	172	191.11%
DEC	160	343	214.38%
LCC	308	472	153.25%
NCCW	275	273	99.27%
NCYF	68	102	150.00%
NSP	718	993	138.30%
OCC	396	674	170.20%
TSCI-Gen Pop	672	679	101.04%
TSCI-Min	32	27	84.38%
TSCI-PC	64	61	95.31%
TSCI-SMU	192	183	95.31%

TOTAL DCS:			
12-16-08	3,175	4,363	137.42%
12-16-07	3,175	4,436	139.72%

CRIME TYPE OF POPULATION

December 16, 2008

Part I Offenses *	1,778	40.8%
Part II Offenses**	2,585	59.2%
TOTAL POPULATION	4,363	

*1st Degree Murder, 2nd Degree Murder, Manslaughter, 1st Degree Assault, 1st Degree Sexual Assault, 1st Degree Sexual Assault of a Child, Robbery.

**All other offenses.

LIFE SENTENCES

December 16, 2008

Total Inmates Sentenced to Capital Punishment	10
Total Inmates Serving 1 st Degree Life Sentences	217
Total Inmates Serving Life Sentences	305
(6-30-08)	
Total Inmates Serving 1 st Degree Life Sentences	219

FACILITY SUCCESS RATE (FY08)

76.6%

ADMIT STATUS OF POPULATION - DEC

December 16, 2008

Admit Status	Population	% of Population
Sentenced	332	96.8%
90 Day Evaluator	3	0.9%
County Safekeeper	8	2.3%
TOTAL POPULATION	343	

ADMIT STATUS OF POPULATION - NCCW

December 16, 2008

Admit Status	Population	% of Population
Sentenced	262	96.0%
90 Day Evaluator	2	0.7%
County Safekeeper	6	2.2%
I.S. Transfer	3	1.1%
TOTAL POPULATION	273	

(avg NCCW diag/eval unit pop is 40)

OFFENSE CATEGORY for MOST SERIOUS OFFENSE & PERCENT of TOTAL

POPULATION CONFINED (6-30-08)

Offense	Population	% of Population
Sex Offenses	724	16.4%
Drugs	664	15.0%
Assault	539	12.2%
Homicide	508	11.5%
Robbery	400	9.0%
Theft	378	8.5%
Burglary	352	8.0%
Motor Vehicle	323	7.3%
Fraud	155	3.5%
Other	154	3.5%
Weapons	85	1.9%
Morals	61	1.4%
Restraint	59	1.3%
Arson	21	0.5%

CUSTODY CLASSIFICATION

December 16, 2008

CUSTODY LEVEL	TOTAL PER CUSTODY LEVEL	% OF TOTAL
Maximum*	1294	29.7%
Medium	1217	27.9%
Minimum	1245	28.5%
Community	607	13.9%
TOTAL	4,363	

*New admissions to the Diagnostic & Evaluation Center are classified as maximum until transferred to another facility.

RANDOM TESTING PROGRAM

FOR DRUGS OF ABUSE

Baseline test 6/1991 - 17.35% tested positive
 2006 Average 1.76% tested positive
 2007 Average 1.27% tested positive
 2008 thru 3rd QT 1.28% tested positive

PAROLE POPULATION

December 16, 2008

Adult Parole 961

PAROLE SUCCESS RATE (FY08)

60%

Parole Eligible 1510 Avg. Time on Parole (FY08) 9.57 months

1510

PAROLE RANDOM TESTING PROGRAM

for DRUGS OF ABUSE

Baseline test 1997 - 12.5% tested positive
 2006 Average 12.18% tested positive
 2007 Average 11.30% tested positive
 2008 thru 3rd QT 15.17% tested positive

WORK ETHIC CAMP

December 16, 2008

Design Capacity	Population	Actual Population	% of Capacity
100	Min. Custody ISP	49	70
		119	119

Sentenced prisoners under state or federal jurisdiction, December 31, 2000, 2006, and 2007

	Number of prisoners			Average annual change, 2000-2006	Percent change, 2006-2007
	2000	2006	2007		
Total ^a	1,331,300	1,504,700	1,532,800	2.1%	1.9%
Male ^a	1,247,000	1,401,400	1,427,300	2.0%	1.8%
White ^b	401,900	478,800	471,400	3.0	-1.5
Black ^b	532,400	535,100	556,900	0.1	4.1
Hispanic or Latino	242,600	291,000	301,200	3.1	3.5
Female ^a	84,300	103,300	105,500	3.4%	2.1%
White ^b	33,600	49,200	50,500	6.6	2.6
Black ^b	32,200	28,600	29,300	-2.0	2.4
Hispanic or Latino	13,100	17,500	17,600	4.9	0.6

Note: Includes prisoners serving a sentence of a year or more under state or federal jurisdiction. Estimates updated and may differ from previously published estimates.

^aIncludes American Indians, Alaska Natives, Asians, Native Hawaiians, other Pacific Islanders, and persons identifying two or more races.

^bExcludes persons of Hispanic or Latino origin.

Source: Bureau of Justice Statistics - Prisoners in 2007

INSTITUTIONS / PROGRAMS

Average Cost Per Offender
(All facilities including Parole)
Nebraska FY 2008 \$27,289/year

Adult Parole Administration (APA)
Average Cost per Parolee per Year \$3,206.00
Cathy Gibson-Beltz, Administrator
Folsom & West Prospector Place, Bldg. 15
Lincoln, NE 68522
(402) 471-2654

Community Corrections Center-Lincoln (CCC-L)
Community Custody
Average Cost per Inmate per Year \$15,960.00
Flex Richard, Warden
2720 West Van Dorn
Lincoln, NE 68522
(402) 471-0740

Community Corrections Center-Omaha (CCC-O)
Community Custody
Average Cost per Inmate per Year \$19,054.00
Ryan Mahr, Warden
2320 Avenue "J"
Omaha, NE 68110
(402) 595-2010

Diagnostic & Evaluation Center (DEC)
Maximum Custody
Average Cost per Inmate per Year \$32,782.00
Marjo Peart, Warden
3220 West Van Dorn
Lincoln, NE 68522
(402) 471-3330

Lincoln Correctional Center (LCC)
Maximum & Medium Custody
Average Cost per Inmate per Year \$37,563.00
Diane Sabatka-Rine, Warden
3216 West Van Dorn
Lincoln, NE 68522
(402) 471-2861

Nebraska is one of only fourteen states nationwide having all adult facilities, industries, central office, staff training academy, and adult parole accredited through the African Correctional Association.

Nebraska Correctional Center for Women (NCCW)

Maximum, Medium & Minimum Custody
Average Cost per Inmate per Year \$34,781.00
John J. Dahm, Warden
1107 Recharge Road
York, NE 68467-8003
(402) 362-3317

Nebraska Correctional Youth Facility (NCYF)
Maximum, Medium & Minimum Custody
Average Cost per Inmate per Year \$61,144.00
Mike Kenney, Warden
2610 North 20th Street East
Omaha, NE 68110
(402) 595-2000

Nebraska State Penitentiary (NSP)
Maximum, Medium, Minimum Custody & Residential Treatment Community
Average Cost per Inmate per Year \$31,569.00
Dennis Bakewell, Warden
4201 South 14th Street
Lincoln, NE 68542
(402) 471-3161

Omaha Correctional Center (OCC)
Medium & Minimum Custody
Average Cost per Inmate per Year \$26,602.00
Karen Shortridge, Warden
2323 Avenue "J"
Omaha, NE 68110
(402) 595-3964

Tecumseh State Correctional Institution (TSCI)
Maximum, Medium, Death Row & Intensive Management
Average Cost per Inmate per Year \$34,435.00
Fred Britten, Warden
2725 N. Highway 50
Tecumseh, NE 68450
(402) 335-5998

Work Ethic Camp, McCook (WEC)
Intensive Supervision Probationers
Average Cost per Offender (based on number of admissions per year) \$22,350.00
Barbara Lewien, Warden
2309 North Highway 83
McCook, NE 69001
(308) 345-8405

** WEC average cost is based on FY2008 admissions of 217 offenders.

Source: Bureau of Justice Statistics - Prisoners in 2007

Male prisoners under jurisdiction of state or federal correctional authorities, December 31, 2000, 2006, and 2007

Region and jurisdiction	Number of male prisoners			Average annual change	Percent change
	2000	2006	2007	2000-2006	2006-2007
U.S. Total^a	1,298,027	1,457,486	1,483,896	1.9%	1.8%
Federal	135,171	180,071	186,280	4.9	3.4
State ^a	1,162,856	1,277,415	1,297,616	1.6	1.6
Midwest	222,780	243,743	245,207	1.5%	0.6%
Illinois	42,432	/	/	.	.
Indiana	18,673	23,924	24,837	4.2	3.8
Iowa ^c	7,363	8,049	8,015	1.5	-0.4
Kansas	7,840	8,178	8,071	0.7	-1.3
Michigan	45,587	49,407	48,153	1.4	-2.5
Minnesota	5,870	8,546	8,866	6.5	3.7
Missouri	25,550	27,588	27,335	1.3	-0.9
Nebraska	3,629	3,994	4,106	1.6	2.8
North Dakota	1,008	1,206	1,269	3.0	5.2
Ohio	43,025	45,465	46,909	0.9	3.2
South Dakota	2,416	3,009	2,942	3.7	-2.2
Wisconsin	19,387	21,991	22,216	2.1	1.0

¹Not reported.

²Not calculated.

^aTotals estimated. Illinois did not provide data in 2006 and 2007. Maine and Nevada did not provide data in 2007.

^cPopulation based on custody counts.

NEBRASKA DEPARTMENT of CORRECTIONAL SERVICES

January 15, 2009

Robert P. Houston, Director

Robin Spindler, Deputy Director,
Administrative Services
Frank Hopkins, Deputy Director, Institutions
Larry Wayne, Deputy Director,
Programs & Community Services
Randy Kohl, Deputy Director, Health Services
John McGovern, Deputy Director,
Corrhuser State Industries



Folsom & West Prospector Place, Building 1

Lincoln, NE 68522

(402) 471-2654

FAX: (402) 479-5623

www.corrections.state.ne.us

MISSION STATEMENT

To serve and protect the public by providing control, humane care and program opportunities for those individuals placed in its custody and supervision, thereby facilitating their return to society as responsible persons.

INMATE POPULATION

January 15, 2009

POPULATION vs. DESIGN CAPACITY

	Design Capacity	Actual Population	% of Capacity
CCC-L	200	373	186.50%
CCC-O	90	171	190.00%
DEC	160	298	186.50%
LCC	308	475	154.22%
NCCW	275	280	101.82%
NCYF	68	99	145.59%
NSP	718	1028	143.18%
OCC	396	688	173.74%
TSCI-Gen Pop	672	683	101.64%
TSCI-Min	32	25	78.13%
TSCI-PC	64	64	100.00%
TSCI-SMU	192	182	94.79%

TOTAL DCS: (excludes WEC inmates)
 1-15-09 3,175 4,366 137.51%
 1-15-08 3,175 4,393 138.36%

CRIME TYPE OF POPULATION

January 15, 2009

Part I Offenses * 1,786 40.5%
 Part II Offenses ** 2,627 59.5%
TOTAL POPULATION 4,413

*1st Degree Murder, 2nd Degree Murder, Manslaughter,
 1st Degree Assault, 1st Degree Sexual Assault,
 1st Degree Sexual Assault of a Child, Robbery.

** All other offenses.

LIFE SENTENCES

January 15, 2009

Total Inmates Sentenced to Capital Punishment 10
 Total Inmates Serving 1st Degree Life Sentences 217
 Total Inmates Serving Life Sentences 305
 (6-30-08)
 Total Inmates Serving 1st Degree Life Sentences 219

9261

FACILITY SUCCESS RATE (FY08)

76.6%

ADMIT STATUS OF POPULATION - DEC

January 15, 2009

Admit Status	Population	% of
Sentenced	279	93.6%
90 Day Evaluator	6	2.0%
County Safekeeper	13	4.4%
TOTAL POPULATION	298	

ADMIT STATUS OF POPULATION - NCCW

January 15, 2009

Admit Status	Population	% of
Sentenced	271	96.8%
90 Day Evaluator	1	0.4%
County Safekeeper	5	1.8%
I.S. Transfer	3	1.1%
TOTAL POPULATION	280	

(avg NCCW diag / eval unit pop is 40)

OFFENSE CATEGORY for MOST SERIOUS OFFENSE & PERCENT OF TOTAL

POPULATION CONFINED (6-30-08)

Offense	Population	% of
Sex Offenses	724	16.4%
Drugs	664	15.0%
Assault	539	12.2%
Homicide	508	11.5%
Robbery	400	9.0%
Theft	378	8.5%
Burglary	352	8.0%
Motor Vehicle	323	7.3%
Fraud	155	3.5%
Other	154	3.5%
Weapons	85	1.9%
Morals	61	1.4%
Restraint	59	1.3%
Arson	21	0.5%

CUSTODY CLASSIFICATION

January 15, 2009

CUSTODY LEVEL	TOTAL PER CUSTODY LEVEL	% OF TOTAL
Maximum*	1287	29.2%
Medium	1223	27.7%
Minimum	1270	28.8%
Community	633	14.3%
TOTAL	4,413	

*New admissions to the Diagnostic & Evaluation Center are classified as maximum until transferred to another facility.

RANDOM DRUG TESTING PROGRAM

Baseline test 6/1991 - 17.35% tested positive
 2006 Average 1.76% tested positive
 2007 Average 1.27% tested positive
 2008 Average 1.20% tested positive

PAROLE POPULATION

January 15, 2009

Adult Parole 944

PAROLE SUCCESS RATE (FY08)

57.7%

Parole Eligible 1498 Avg. Time on Parole (FY08) 9.57 months

PAROLE RANDOM DRUG TESTING

Baseline test 1997 - 12.5% tested positive
 2006 Average 12.18% tested positive
 2007 Average 11.30% tested positive
 2008 Average 14.56% tested positive

PAROLE DISC SUCCESS RATE (FY08)

87.3%

(determined by the number of parolees that completed and discharged from parole and did not recidivate within 3 years of their parole discharge date)

WORK ETHIC CAMP

January 15, 2009

Design Capacity	Population	Actual	% of Capacity
100	Min. Custody	47	68
	ISP	115	115

Source: Bureau of Justice Statistics - Prisoners in 2007

Female prisoners under jurisdiction of state or federal correctional authorities, December 31, 2000, 2006, and 2007

Region and Jurisdiction	Number of female prisoners			Average annual change 2000-2006	Percent change 2006-2007
	2000	2006	2007		
U.S. Total^a	93,234	112,459	114,420	3.2%	1.7%
Federal	10,245	12,975	13,338	4.0	2.8
State ^a	82,989	99,484	101,082	3.1	1.6
Midwest	14,598	17,670	17,832	3.2%	0.9%
Illinois	2,849				
Indiana	1,452	2,167	2,295	6.9	5.9
Iowa ^c	592	789	717	4.9	5.1
Kansas	504	638	625	4.0	2.0
Michigan	2,131	2,170	2,080	0.3	4.1
Minnesota	368	562	602	7.3	7.1
Missouri	1,993	2,579	2,522	4.4	2.2
Nebraska	266	413	399	7.6	4.4
North Dakota	68	157	147	15.0	9.4
Ohio	2,808	3,701	3,822	4.7	3.3
South Dakota	200	350	369	9.8	4.4
Wisconsin	1,367	1,424	1,527	0.7	7.2

^aNot reported.
^bNot calculated.

^aTotals estimated. Illinois did not provide data in 2006 and 2007. Maine and Nevada did not provide data in 2007.

^cPopulation based on custody counts.

INSTITUTIONS / PROGRAMS

Average Cost Per Offender
(All facilities including Parole)
Nebraska FY 2008 \$27,289/year

Adult Parole Administration (APA)
Average Cost per Parolee per Year \$3,206.00
Cathy Gibson-Beltz, Administrator
Folsom & West Prospector Place, Bldg. 15
Lincoln, NE 68522
(402) 471-2654

Community Corrections Center-Lincoln (CCC-L)
Community Custody
Average Cost per Inmate per Year \$15,960.00
Rex Richard, Warden
2720 West Van Dom
Lincoln, NE 68522
(402) 471-0740

Community Corrections Center-Omaha (CCC-O)
Community Custody
Average Cost per Inmate per Year \$19,054.00
Ryan Mahr, Warden
2320 Avenue "J"
Omaha, NE 68110
(402) 595-2010

Diagnostic & Evaluation Center (DEC)
Maximum Custody
Average Cost per Inmate per Year \$32,782.00
Mario Peart, Warden
3220 West Van Dom
Lincoln, NE 68522
(402) 471-3330

Lincoln Correctional Center (LCC)
Maximum & Medium Custody
Average Cost per Inmate per Year \$37,563.00
Diane Sabatka-Fine, Warden
3216 West Van Dom
Lincoln, NE 68522
(402) 471-2861

Nebraska is one of only fourteen states nationwide having all adult facilities, industries, central office, staff training academy, and adult parole accredited through the American Correctional Association.

Nebraska Correctional Center for Women (NCCW)

Maximum, Medium & Minimum Custody
Average Cost per Inmate per Year \$34,781.00
John J. Dahm, Warden
1107 Recharge Road
York, NE 68467-8003
(402) 362-3317

Nebraska Correctional Youth Facility (NCYF)
Maximum, Medium & Minimum Custody
Average Cost per Inmate per Year \$61,144.00
Mike Kenney, Warden
2610 North 20th Street East
Omaha, NE 68110
(402) 595-2000

Nebraska State Penitentiary (NSP)
Maximum, Medium, Minimum Custody & Residential Treatment Community
Average Cost per Inmate per Year \$31,569.00
Dennis Bakewell, Warden
4201 South 14th Street
Lincoln, NE 68542
(402) 471-3161

Omaha Correctional Center (OCC)
Medium & Minimum Custody
Average Cost per Inmate per Year \$26,602.00
Karen Shortridge, Warden
2323 Avenue "J"
Omaha, NE 68110
(402) 595-3964

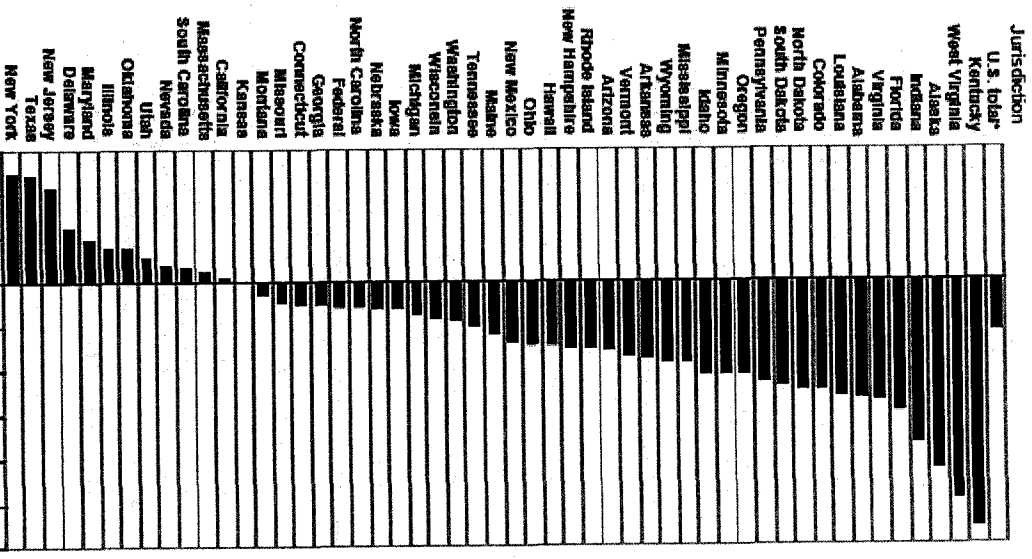
Tecumseh State Correctional Institution (TSCI)
Maximum, Medium, Death Row & Intensive Management
Average Cost per Inmate per Year \$34,435.00
Fred Britten, Warden
2725 N. Highway 50
Tecumseh, NE 68450
(402) 335-5998

Work Ethic Camp, McCook (WEC)
Intensive Supervision Probationers
Average Cost per Offender (based on number of admissions per year) \$22,350.00
Barbara Lewten, Warden
2309 North Highway 83
McCook, NE 69001
(308) 345-8405

** WEC average cost is based on FY2008 admissions of 217 offenders.

Source: Bureau of Justice Statistics - Prisoners in 2007

Change in imprisonment rates, 2000-2007



*Illinois, Nevada, and Maine did not provide data for 2007. The Illinois, Nevada, and Maine imprisonment rates are estimated.

NEBRASKA DEPARTMENT OF CORRECTIONAL SERVICES

February 17, 2009

Robert P. Houston, Director

Robin Spindler, Deputy Director,
Administrative Services
Frank Hopkins, Deputy Director, Institutions
Larry Wayne, Deputy Director,
Programs & Community Services
Randy Kohl, Deputy Director, Health Services
John McGovern, Deputy Director,
Cornhusker State Industries



Folsom & West Prospector Place, Building 1
Lincoln, NE 68522
FAX: (402) 471-2654
www.corrections.state.ne.us

MISSION STATEMENT
To serve and protect the public by providing control, humane care and program opportunities for those individuals placed in its custody and supervision, thereby facilitating their return to society as responsible persons.

INMATE POPULATION

February 17, 2009

POPULATION VS. DESIGN CAPACITY

	Design Capacity	Actual Population	% of Capacity
CCC-L	200	376	188.00%
CCC-O	90	167	185.56%
DEC	160	320	200.00%
LCC	308	483	156.82%
NCCW	275	270	98.18%
NCYF	68	101	148.53%
NSP	718	1023	142.48%
OCC	396	677	170.96%
TSCI-Gen Pop	672	669	99.55%
TSCI-Min	32	26	81.25%
TSCI-PC	64	62	96.88%
TSCI-SMU	192	184	95.83%
TOTAL DCS: (excludes WEC inmates)			
2-17-09	3175	4358	137.26%
2-17-08	3175	4385	138.11%

CRIME TYPE OF POPULATION

	February 17, 2009
Part I Offenses *	1785
Part II Offenses **	2573
TOTAL POPULATION	4358

*1st Degree Murder, 2nd Degree Murder, Manslaughter, 1st Degree Assault, 1st Degree Sexual Assault, 1st Degree Sexual Assault of a Child, Robbery.
 ** All other offenses.

LIFE SENTENCES

Total Inmates Sentenced to Capital Punishment	11
Total Inmates Serving 1 st Degree Life Sentences	218
Total Inmates Serving Life Sentences	306
(6-30-08)	
Total Inmates Serving 1 st Degree Life Sentences	219

8261

FACILITY SUCCESS RATE (FY08)

76.6%

ADMIT STATUS OF POPULATION - DEC

February 17, 2009

Admit Status	Population	% of Population
Sentenced	293	91.6%
90 Day Evaluator	7	2.2%
County Safekeeper	20	6.3%
TOTAL POPULATION	320	

ADMIT STATUS OF POPULATION - NCCW

February 17, 2009

Admit Status	Population	% of Population
Sentenced	262	97.0%
90 Day Evaluator	3	1.1%
County Safekeeper	3	1.1%
I.S. Transfer	2	0.7%
TOTAL POPULATION	270	

(avg NCCW diag / eval unit pop is 40)

OFFENSE CATEGORY for MOST SERIOUS OFFENSE & PERCENT OF TOTAL

POPULATION CONFINED (6-30-08)

Offense	Population	% of Population
Sex Offenses	724	16.4%
Drugs	664	15.0%
Assault	539	12.2%
Homicide	508	11.5%
Robbery	400	9.0%
Theft	378	8.5%
Burglary	352	8.0%
Motor Vehicle	323	7.3%
Fraud	155	3.5%
Other	154	3.5%
Weapons	85	1.9%
Morals	61	1.4%
Restraint	59	1.3%
Arson	21	0.5%

CUSTODY CLASSIFICATION

February 17, 2009

CUSTODY LEVEL	TOTAL PER CUSTODY LEVEL	% OF TOTAL
Maximum*	1295	29.7%
Medium	1214	27.9%
Minimum	1266	29.1%
Community	583	13.4%
TOTAL	4358	

*New admissions to the Diagnostic & Evaluation Center are classified as maximum until transferred to another facility.

RANDOM DRUG TESTING PROGRAM

Baseline test 6/1991 - 17.35% tested positive

2006 Average	1.76% tested positive
2007 Average	1.27% tested positive
2008 Average	1.20% tested positive

PAROLE POPULATION

February 17, 2009

Adult Parole 920

PAROLE SUCCESS RATE (FY08)

57.6%

Parole Eligible 1494 Avg. Time on Parole (FY08) 9.57 months

PAROLE RANDOM DRUG TESTING

Baseline test 1997 - 12.5% tested positive
2006 Average 12.18% tested positive
2007 Average 11.30% tested positive
2008 Average 14.56% tested positive

PAROLE DISC SUCCESS RATE (FY08)

87.3%

(determined by the number of parolees that completed and discharged from parole and did not re-arrest within 3 years of their parole discharge date)

WORK ETHIC CAMP

February 17, 2009

Design Capacity	Population Type	Actual Population	% of Capacity
100	Min. Custody ISP	47	71
		118	118

Source: Bureau of Justice Statistics - Prisoners in 2007

Imprisonment rates for sentenced prisoners, December 31, 2000, 2006, and 2007

	Imprisonment rate per 100,000 U.S. residents			Change 2000-2007
	2000	2006	2007	
Total^a	478	501	506	28
Male ^a	915	943	955	40
White ^b	410	487	481	71
Black ^b	3,188	3,042	3,138	-50
Hispanic or Latino	1,419	1,261	1,259	-160
Female ^a	59	68	69	10
White ^b	33	48	55	17
Black ^b	175	148	150	-25
Hispanic or Latino	78	81	79	1

Note: Imprisonment rates are based on U.S. Census Bureau population estimates per 100,000 U.S. residents. Resident population estimates are as of January 1 in each year following the reference year.

^aIncludes American Indians, Alaska Natives, Asians, Native Hawaiians, other Pacific Islanders, and persons identifying two or more races.

^bExcludes persons of Hispanic or Latino origin.

Total change in number of sentenced prisoners, December 31, 2000 to 2007

	Total	Percent of total increase
Total^a	201,500	100.0%
Male ^a	180,300	89.5
White ^b	69,500	34.5
Black ^b	24,500	12.2
Hispanic or Latino	58,600	29.1
Female ^a	21,200	10.5
White ^b	16,900	8.4
Black ^b	-2,900	-1.4
Hispanic or Latino	4,500	2.2

Note: Numbers are estimated and rounded to the nearest 100. Estimates updated and may differ from previously published estimates.

^aIncludes American Indians, Alaska Natives, Asians, Native Hawaiians, and other Pacific Islanders, and persons identifying two or more races.

^bExcludes persons of Hispanic or Latino origin.

INSTITUTIONS / PROGRAMS

Average Cost Per Offender
(All facilities including Parole)
Nebraska FY 2008 \$27,289/year

Adult Parole Administration (APA)
Average Cost per Parolee per Year \$3,206.00
Cathy Gibson-Beltz, Administrator
Folsom & West Prospector Place, Bldg. 15
Lincoln, NE 68522
(402) 471-2654

Community Corrections Center-Lincoln (CCC-L)
Community Custody
Average Cost per Inmate per Year \$15,960.00
Matt Heckman, Acting Warden
2720 West Van Dorn
Lincoln, NE 68522
(402) 471-0740

Community Corrections Center- Omaha (CCC-O)
Community Custody
Average Cost per Inmate per Year \$19,054.00
Ryan Mahr, Warden
2320 Avenue "J"
Omaha, NE 68110
(402) 595-2010

Diagnostic & Evaluation Center (DEC)
Maximum Custody
Average Cost per Inmate per Year \$32,782.00
Mario Peart, Warden
3220 West Van Dorn
Lincoln, NE 68522
(402) 471-3330

Lincoln Correctional Center (LCC)
Maximum & Medium Custody
Average Cost per Inmate per Year \$37,563.00
Diane Sabatka-Rine, Warden
3216 West Van Dorn
Lincoln, NE 68522
(402) 471-2861

Nebraska is one of only fourteen states nationwide having all adult facilities, industries, central office, staff training academy, and adult parole accredited through the **Nebraska Correctional Association**.

Nebraska Correctional Center for Women (NCCW)

Maximum, Medium & Minimum Custody
Average Cost per Inmate per Year \$34,781.00
John J. Dahm, Warden
1107 Recharge Road
York, NE 68467-8003
(402) 362-3317

Nebraska Correctional Youth Facility (NCYF)
Maximum, Medium & Minimum Custody
Average Cost per Inmate per Year \$61,144.00
Mike Kenney, Warden
2610 North 20th Street East
Omaha, NE 68110
(402) 595-2000

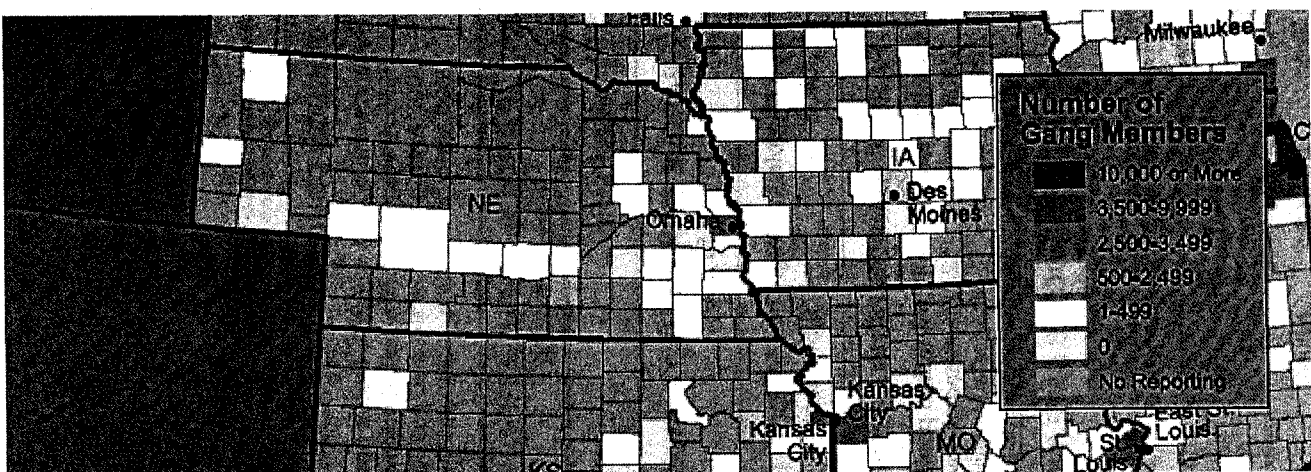
Nebraska State Penitentiary (NSP)
Maximum, Medium, Minimum Custody & Residential Treatment Community
Average Cost per Inmate per Year \$31,569.00
Rich Cruickshank, Acting Warden
4201 South 14th Street
Lincoln, NE 68542
(402) 471-3161

Omaha Correctional Center (OCC)
Medium & Minimum Custody
Average Cost per Inmate per Year \$26,602.00
Karen Shortridge, Warden
2323 Avenue "J"
Omaha, NE 68110
(402) 595-3964

Tecumseh State Correctional Institution (TSCI)
Maximum, Medium, Death Row & Intensive Management
Average Cost per Inmate per Year \$34,435.00
Fred Britten, Warden
2725 N. Highway 50
Tecumseh, NE 68450
(402) 335-5998

Work Ethic Camp, McCook (WEC)
Intensive Supervision Probationers
Average Cost per Offender (based on number of admissions per year) \$22,350.00
Barbara Lewten, Warden
2309 North Highway 83
McCook, NE 69001
(308) 345-8405

** WEC average cost is based on FY2008 admissions of 217 offenders.



Source: National Gang Intelligence Center

NEBRASKA DEPARTMENT of CORRECTIONAL SERVICES

March 23, 2009

Robert P. Houston, Director

Robin Spindler, Deputy Director,
Administrative Services
Larry Wayne, Acting Dpty. Director, Institutions
Rex Richard, Acting Deputy Director,
Programs & Community Services
Randy Kohl, Deputy Director, Health Services
John McGovern, Deputy Director,
Cornhusker State Industries



Folsom & West Prospector Place, Building 1
Lincoln, NE 68522
(402) 471-2654
FAX: (402) 479-5623
www.corrections.state.ne.us

MISSION STATEMENT

To serve and protect the public by providing control, humane care and program opportunities for those individuals placed in its custody and supervision, thereby facilitating their return to society as responsible persons.

INMATE POPULATION

March 23, 2009

POPULATION vs. DESIGN CAPACITY

	Design Capacity	Actual Population	% of Capacity
CCC-L	200	362	181.00%
CCC-O	90	151	167.78%
DEC	160	330	206.25%
LCC	308	487	158.12%
NCCW	275	279	101.45%
NCYF	68	98	144.12%
NSP	718	1072	149.30%
OCC	396	671	169.44%
TSCI-Gen Pop	672	675	100.45%
TSCI-Min	32	29	90.63%
TSCI-PC	64	64	100.00%
TSCI-SMU	192	182	94.79%

TOTAL DCS: (excludes WEC inmates)
 3-23-09 3175 4400 138.58%
 3-23-08 3175 4382 138.02%

CRIME TYPE OF POPULATION

March 23, 2009

Part I Offenses * 1795 40.8%
 Part II Offenses ** 2605 59.2%
 TOTAL POPULATION 4400

*1st Degree Murder, 2nd Degree Murder, Manslaughter,
 1st Degree Assault, 1st Degree Sexual Assault,
 1st Degree Sexual Assault of a Child, Robbery.
 ** All other offenses.

LIFE SENTENCES

March 23, 2009

Total Inmates Sentenced to Capital Punishment 11
 Total Inmates Serving 1st Degree Life Sentences 221
 Total Inmates Serving Life Sentences 308
 (6-30-08)
 Total Inmates Serving 1st Degree Life Sentences 219
 O361

FACILITY SUCCESS RATE (FY08)

76.6%

ADMIT STATUS OF POPULATION - DEC

March 23, 2009

Admit Status Population % of
 Sentenced 307 93.0%
 90 Day Evaluator 8 2.4%
 County Safekeeper 15 4.5%
 TOTAL POPULATION 330

ADMIT STATUS OF POPULATION - NCCW

March 23, 2009

Admit Status Population % of
 Sentenced 273 97.8%
 90 Day Evaluator 2 0.7%
 County Safekeeper 2 0.7%
 I.S. Transfer 2 0.7%
 TOTAL POPULATION 279
 (avg NCCW diag / eval unit pop is 40)

OFFENSE CATEGORY for MOST SERIOUS OFFENSE & PERCENT of TOTAL

POPULATION CONFINED (6-30-08)

Offense	Population	% of
Sex Offenses	724	16.4%
Drugs	664	15.0%
Assault	539	12.2%
Homicide	508	11.5%
Robbery	400	9.0%
Theft	378	8.5%
Burglary	352	8.0%
Motor Vehicle	323	7.3%
Fraud	155	3.5%
Other	154	3.5%
Weapons	85	1.9%
Morals	61	1.4%
Restraint	59	1.3%
Arson	21	0.5%

CUSTODY CLASSIFICATION

March 23, 2009

CUSTODY LEVEL	TOTAL PER CUSTODY LEVEL	% OF TOTAL
Maximum*	1299	29.5%
Medium	1237	28.1%
Minimum	1306	29.7%
Community	558	12.7%
TOTAL	4400	

*New admissions to the Diagnostic & Evaluation Center are classified as maximum until transferred to another facility.

RANDOM DRUG TESTING PROGRAM

Baseline test 6/1991 - 17.35% tested positive
 2006 Average 1.76% tested positive
 2007 Average 1.27% tested positive
 2008 Average 1.20% tested positive

PAROLE POPULATION

March 23, 2009

Adult Parole 925

PAROLE SUCCESS RATE (FY08)

57.6%

Parole Eligible 1506 Avg. Time on Parole (FY08) 9.57 months

PAROLE RANDOM DRUG TESTING

Baseline test 1997 - 12.5% tested positive
 2006 Average 12.18% tested positive
 2007 Average 11.30% tested positive
 2008 Average 14.56% tested positive

PAROLE DISC SUCCESS RATE (FY08)

87.3%

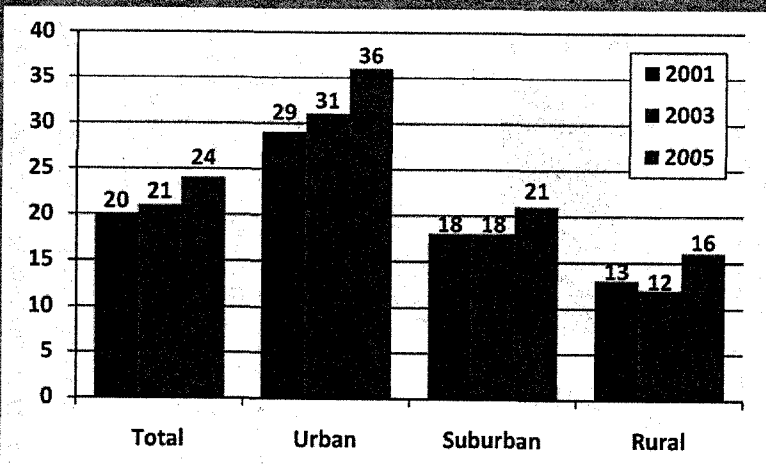
(determined by the number of parolees that completed and discharged from parole and did not re-arrest within 3 years of their parole discharge date)

WORK ETHIC CAMP

March 23, 2009

Design Capacity	Population	Actual	% of
100	Min. Custody	46	46%
	ISP	81	81%
		127	127%

Percentage of Students Reporting Gang Activity at Schools



Source: National Crime Victimization Survey
 Note: Indicators of School Crime and Safety: 2007 is a joint annual report by the Bureau of Justice Statistics and the National Center for Education Statistics. The School Crime Supplement to the National Crime Victimization Survey is biennial.

INSTITUTIONS / PROGRAMS

Average Cost Per Offender
(All facilities including Parole)
Nebraska FY 2008 \$27,289/year

Adult Parole Administration (APA)
Average Cost per Parolee per Year \$3,206.00
Cathy Gibson-Beltz, Administrator
Folsom & West Prospector Place, Bldg. 15
Lincoln, NE 68522
(402) 471-2654

Community Corrections Center-Lincoln (CCC-L)
Community Custody
Average Cost per Inmate per Year \$15,960.00
Matt Heckman, Acting Warden
2720 West Van Dom
Lincoln, NE 68522
(402) 471-0740

Community Corrections Center-Omaha (CCC-O)
Community Custody
Average Cost per Inmate per Year \$19,054.00
Ryan Mahr, Warden
2320 Avenue "J"
Omaha, NE 68110
(402) 595-2010

Diagnostic & Evaluation Center (DEC)
Maximum Custody
Average Cost per Inmate per Year \$32,782.00
Mario Peart, Warden
3220 West Van Dom
Lincoln, NE 68522
(402) 471-3330

Lincoln Correctional Center (LCC)
Maximum & Medium Custody
Average Cost per Inmate per Year \$37,563.00
Diane Sabatka-Fine, Warden
3216 West Van Dom
Lincoln, NE 68522
(402) 471-2861

Nebraska is one of only fourteen states nationwide having all adult facilities, industries, central office, staff training academy, and adult parole accredited through the American Correctional Association.

Nebraska Correctional Center for Women (NCCW)

Maximum, Medium & Minimum Custody
Average Cost per Inmate per Year \$34,781.00
John J. Dahm, Warden
1107 Recharge Road
York, NE 68467-8003
(402) 362-3317

Nebraska Correctional Youth Facility (NCYF)
Maximum, Medium & Minimum Custody
Average Cost per Inmate per Year \$61,144.00
Mike Kenney, Warden
2610 North 20th Street East
Omaha, NE 68110
(402) 595-2000

Nebraska State Penitentiary (NSP)
Maximum, Medium, Minimum Custody & Residential Treatment Community
Average Cost per Inmate per Year \$31,569.00
Dennis Bakewell, Warden
4201 South 14th Street
Lincoln, NE 68542
(402) 471-3161

Omaha Correctional Center (OCC)
Medium & Minimum Custody
Average Cost per Inmate per Year \$26,602.00
Karen Shortridge, Warden
2323 Avenue "J"
Omaha, NE 68110
(402) 595-3964

Tecumseh State Correctional Institution (TSCI)
Maximum, Medium, Death Row & Intensive Management
Average Cost per Inmate per Year \$34,435.00
Fred Britten, Warden
2725 N. Highway 50
Tecumseh, NE 68450
(402) 335-5998

Work Ethic Camp, McCook (WEC)
Intensive Supervision Probationers
Average Cost per Offender (based on number of admissions per year) \$22,350.00
Barbara Lewien, Warden
2309 North Highway 83
McCook, NE 69001
(308) 345-8405

** WEC average cost is based on FY2008 admissions of 217 offenders.

Table 6. Victim and offender relationship, 2007

Relationship to victim	Violent crime		Rape/sexual assault		Robbery		Aggravated assault		Simple assault	
	Number	Percent	Number	Percent	Number	Percent	Number	Percent	Number	Percent
Male victims										
Total	2,752,030	100%	11,300	100%	411,450	100%	555,010	100%	1,774,290	100%
Nonstranger	1,264,850	46%	6,600	58% ^A	89,180	22%	227,870	41%	941,200	53%
Intimate	69,100	3	0	0 ^A	5,960	1 ^A	16,000	3 ^A	47,140	3
Other relative	104,810	4	0	0 ^A	5,710	1 ^A	24,120	4 ^A	74,980	4
Friend/acquaintance	1,090,940	40	6,600	58 ^A	77,510	19	187,760	34	819,080	46
Stranger	1,380,230	50%	4,690	42% ^A	302,520	74%	303,530	55%	769,480	43%
Relationship unknown	106,960	4%	0	0% ^A	19,740	5% ^A	23,610	4% ^A	63,610	4%
Female victims										
Total	2,425,100	100%	236,980	100%	185,880	100%	303,930	100%	1,698,310	100%
Nonstranger	1,677,000	69%	150,830	64%	89,690	48%	186,670	61%	1,249,810	74%
Intimate	554,260	23	55,110	23	37,310	20	69,010	23	392,830	23
Other relative	192,250	8	6,530	3 ^A	14,470	8 ^A	27,340	9 ^A	143,920	9
Friend/acquaintance	930,480	38	89,190	38	37,910	20	90,320	30	713,060	42
Stranger	689,780	28%	72,780	31%	89,760	48%	108,690	36%	418,550	25%
Relationship unknown	58,330	2%	13,370	6% ^A	6,430	4% ^A	8,570	3% ^A	29,960	2% ^A

Note: Percentages may not total to 100% because of rounding.

^ABased on 10 or fewer sample cases.

Source: Bureau of Justice Statistics
Criminal Victimization, 2007

NEBRASKA DEPARTMENT OF CORRECTIONAL SERVICES

April 27, 2009

Robert P. Houston, Director

Robin Spindler, Deputy Director,
Administrative Services
Larry Wayne, Acting Dpty. Director, Institutions
Rex Richard, Acting Deputy Director,
Programs & Community Services
Randy Kohl, Deputy Director, Health Services
John McGovern, Deputy Director,
Cornhusker State Industries



Folsom & West Prospector Place, Building 1
Lincoln, NE 68522
(402) 471-2654
FAX: (402) 479-5623
www.corrections.state.ne.us

MISSION STATEMENT

To serve and protect the public by providing control, humane care and program opportunities for those individuals placed in its custody and supervision, thereby facilitating their return to society as responsible persons.

INMATE POPULATION

April 27, 2009

POPULATION vs. DESIGN CAPACITY

	Design Capacity	Actual Population	% of Capacity
CCC-L	200	377	188.50%
CCC-O	90	148	164.44%
DEC	160	348	217.50%
LCC	308	490	159.09%
NCCW	275	278	101.09%
NCYF	68	98	144.12%
NSP	718	1059	147.49%
OCC	396	681	171.97%
TSCI-Gen Pop	672	665	98.96%
TSCI-Min	32	25	78.13%
TSCI-PC	64	64	100.00%
TSCI-SMU	192	188	97.92%

TOTAL DCS: (excludes WEC Inmates)	3175	4421	139.24%
4-27-09	3175	4393	138.36%

CRIME TYPE of POPULATION

April 27, 2009

Part I Offenses *	1815	41.1%
Part II Offenses**	2606	58.9%
TOTAL POPULATION	4421	

*1st Degree Murder, 2nd Degree Murder, Manslaughter, 1st Degree Assault, 1st Degree Sexual Assault, 1st Degree Sexual Assault of a Child, Robbery.

**All other offenses.

LIFE SENTENCES

April 27, 2009

Total Inmates Sentenced to Capital Punishment	11
Total Inmates Serving 1 st Degree Life Sentences	220
Total Inmates Serving Life Sentences (6-30-08)	307
Total Inmates Serving 1 st Degree Life Sentences	219

ZC6T

FACILITY SUCCESS RATE (FY08)

76.6%

ADMIT STATUS of POPULATION - DEC

April 27, 2009

Admit Status	Population	% of Population
Sentenced	325	93.4%
90 Day Evaluator	9	2.6%
County Safekeeper	14	4.0%
TOTAL POPULATION	348	

ADMIT STATUS of POPULATION - NCCW

April 27, 2009

Admit Status	Population	% of Population
Sentenced	272	97.8%
90 Day Evaluator	2	0.7%
County Safekeeper	2	0.7%
I.S. Transfer	2	0.7%
TOTAL POPULATION	278	

(avg NCCW diag /eval unit pop is 40)

OFFENSE CATEGORY for MOST SERIOUS OFFENSE & PERCENT of TOTAL

POPULATION CONFINED (6-30-08)

Offense	Population	% of Population
Sex Offenses	724	16.4%
Drugs	664	15.0%
Assault	539	12.2%
Homicide	508	11.5%
Robbery	400	9.0%
Theft	378	8.5%
Burglary	352	8.0%
Motor Vehicle	323	7.3%
Fraud	155	3.5%
Other	154	3.5%
Weapons	85	1.9%
Morals	61	1.4%
Restraint	59	1.3%
Arson	21	0.5%

CUSTODY CLASSIFICATION

April 27, 2009

CUSTODY LEVEL	TOTAL PER CUSTODY LEVEL	% OF TOTAL
Maximum*	1323	29.9%
Medium	1240	28.0%
Minimum	1283	29.0%
Community	575	13.0%
TOTAL	4421	

*New admissions to the Diagnostic & Evaluation Center are classified as maximum until transferred to another facility.

RANDOM DRUG TESTING PROGRAM

Baseline test 6/1991 - 17.35% tested positive

2007 Average	1.27% tested positive
2008 Average	1.20% tested positive
2009 1 st Quarter	0.67% tested positive

PAROLE POPULATION

April 27, 2009

Adult Parole	931
--------------	-----

PAROLE SUCCESS RATE (FY08)

57.6%

Parole Eligible Avg. Time on Parole (FY08)

1488 9.57 months

PAROLE RANDOM DRUG TESTING

Baseline test 1997 - 12.5% tested positive
2007 Average 11.30% tested positive
2008 Average 14.56% tested positive
2009 1 st Quarter 11.18% tested positive

PAROLE DISC SUCCESS RATE (FY08)

87.3%

(determined by the number of parolees that completed and discharged from parole and did not redivert within 3 years of their parole discharge date)

WORK ETHIC CAMP

April 27, 2009

Design Capacity	Population	Actual Population	% of Capacity
100	Min. Custody ISP	42	81
		123	123

National crime victimization rates and percent change in rates, by type of crime, 2005-2007

Type of crime	Rates per 1,000 persons or households			Percent change 2005-2006	Percent change 2006-2007	Percent change 2005-2007
	2005	2006	2007			
Violent crime	21.1	24.7	20.7	17.1%	-16.2%	-1.9%
Rape/sexual assault	0.8	1.1	1.0	37.5	-9.1	25.0
Robbery	2.6	2.9	2.4	11.5	-17.2	-7.7
Assault	17.8	20.7	17.3	16.3	-16.4	-2.8
Aggravated	4.3	5.4	3.4	25.6	-37.0	-20.9
Simple	13.5	15.3	13.9	13.3	-9.2	3.0
Personal larceny without contact	0.9	0.7	0.8	-22.2%	14.3%	-11.1%
Property crime	154.2	160.5	146.5	4.1%	-8.7%	-5.0%
Burglary	29.6	30.2	26.9	2.0	-10.9	-9.1
Motor vehicle theft	8.4	8.4	8.2	0.0	-2.4	-2.4
Theft	116.3	121.9	111.4	4.8	-8.6	-4.2
Populations						
Persons age 12 or older	244,505,300	247,233,100	250,344,900			
Households headed by persons age 12 or older	117,099,800	117,858,400	119,503,500			

Source: Bureau of Justice Statistics
Criminal Victimization, 2007

1993 INSTITUTIONS / PROGRAMS

Average Cost Per Offender
(All facilities including Parole)
Nebraska FY 2008 \$27,289/year

Adult Parole Administration (APA)
Average Cost per Parolee per Year \$3,206.00
Cathy Gibson-Beltz, Administrator
Folsom & West Prospector Place, Bldg. 15
Lincoln, NE 68522
(402) 471-2654

Community Corrections Center-Lincoln (CCC-L)
Community Custody
Average Cost per Inmate per Year \$15,960.00
Matt Heckman, Acting Warden
2720 West Van Dorn
Lincoln, NE 68522
(402) 471-0740

Community Corrections Center-Omaha (CCC-O)
Community Custody
Average Cost per Inmate per Year \$19,054.00
Ryan Mahr, Warden
2320 Avenue "J"
Omaha, NE 68110
(402) 595-2010

Diagnostic & Evaluation Center (DEC)
Maximum Custody
Average Cost per Inmate per Year \$32,782.00
Mario Peart, Warden
3220 West Van Dorn
Lincoln, NE 68522
(402) 471-3330

Lincoln Correctional Center (LCC)
Maximum & Medium Custody
Average Cost per Inmate per Year \$37,563.00
Diane Sabatka-Rine, Warden
3216 West Van Dorn
Lincoln, NE 68522
(402) 471-2861

Nebraska is one of only fourteen states nationwide having all adult facilities, industries, central office, staff training academy, and adult parole accredited through the American Correctional Association.

Nebraska Correctional Center for Women (NCCW)

Maximum, Medium & Minimum Custody
Average Cost per Inmate per Year \$34,781.00
John J. Dahm, Warden
1107 Recharge Road
York, NE 68467-8003
(402) 362-3317

Nebraska Correctional Youth Facility (NCYF)
Maximum, Medium & Minimum Custody
Average Cost per Inmate per Year \$61,144.00
Mike Kenney, Warden
2610 North 20th Street East
Omaha, NE 68110
(402) 595-2000

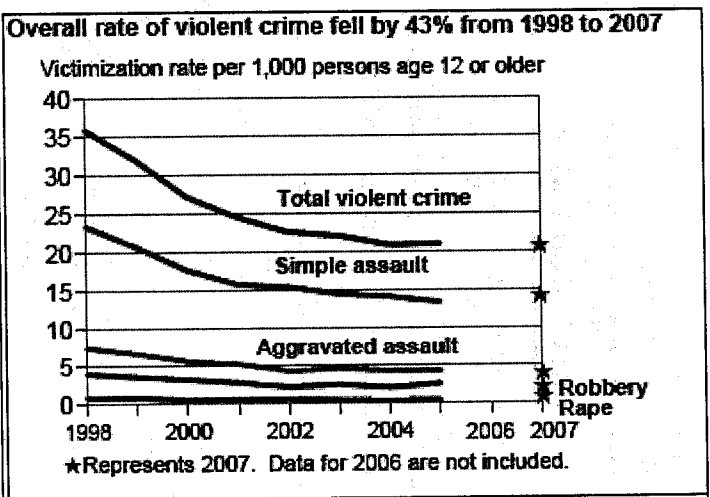
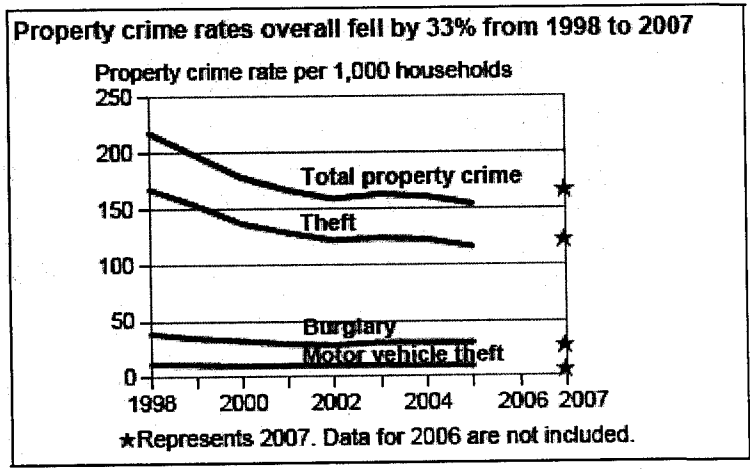
Nebraska State Penitentiary (NSP)
Maximum, Medium, Minimum Custody & Residential Treatment Community
Average Cost per Inmate per Year \$31,569.00
Dennis Bakewell, Warden
4201 South 14th Street
Lincoln, NE 68542
(402) 471-3161

Omaha Correctional Center (OCC)
Medium & Minimum Custody
Average Cost per Inmate per Year \$26,602.00
Karen Shortridge, Warden
2323 Avenue "J"
Omaha, NE 68110
(402) 595-3964

Tecumseh State Correctional Institution (TSCI)
Maximum, Medium, Death Row & Intensive Management
Average Cost per Inmate per Year \$34,435.00
Fred Britten, Warden
2725 N. Highway 50
Tecumseh, NE 68450
(402) 335-5998

Work Ethic Camp, McCook (WEC)
Intensive Supervision Probationers
Average Cost per Offender (based on number of admissions per year) \$22,350.00
Barbara Lewien, Warden
2309 North Highway 83
McCook, NE 69001
(308) 345-8405

** WEC average cost is based on FY2008 admissions of 217 offenders.



Source: Bureau of Justice Statistics

NEBRASKA DEPARTMENT of CORRECTIONAL SERVICES
June 2, 2009

Robert P. Houston, Director
Robin Spindler, Deputy Director, Administrative Services
Larry Wayne, Acting Dpty. Director, Institutions Programs & Community Services
Rex Richard, Acting Deputy Director, Programs & Community Services
Randy Kohl, Deputy Director, Health Services
John McGovern, Deputy Director, Cornhusker State Industries



Folsom & West Prospector Place, Building 1
Lincoln, NE 68522
(402) 471-2654
FAX: (402) 479-5623
www.corrections.state.ne.us

MISSION STATEMENT
To serve and protect the public by providing control, humane care and program opportunities for those individuals placed in its custody and supervision, thereby facilitating their return to society as responsible persons.

INMATE POPULATION

June 2, 2009

POPULATION vs. DESIGN CAPACITY

	Design Capacity	Actual Population	% of Capacity
CCC-L	200	382	191.00%
CCC-O	90	156	173.33%
DEC	160	396	247.50%
LCC	308	481	156.17%
NCCW	275	270	98.18%
NCFY	68	93	136.76%
NSP	718	1047	145.82%
OCC	396	688	173.74%
TSCI-Gen Pop	672	667	99.26%
TSCI-Min	32	25	78.13%
TSCI-PC	64	64	100.00%
TSCI-SMU	192	190	98.96%

TOTAL DCS: (excludes WEC Inmates)	3175	4459	140.44%
6-2-09	3175	4419	139.18%

CRIME TYPE of POPULATION

June 2, 2009

Part I Offenses *	1828	41.0%
Part II Offenses**	2631	59.0%
TOTAL POPULATION	4459	

*1st Degree Murder, 2nd Degree Murder, Manslaughter, 1st Degree Assault, 1st Degree Sexual Assault, 1st Degree Sexual Assault of a Child, Robbery.

**All other offenses.

LIFE SENTENCES

June 2, 2009

Total Inmates Sentenced to Capital Punishment	11
Total Inmates Serving 1 st Degree Life Sentences	222
Total Inmates Serving Life Sentences	309
(6-30-08)	
Total Inmates Serving 1 st Degree Life Sentences	219

FCGI

FACILITY SUCCESS RATE (FY08)

76.6%

ADMIT STATUS of POPULATION - DEC

June 2, 2009

Admit Status	Population	% of
Sentenced	375	94.7%
90 Day Evaluator	12	3.0%
County Safekeeper	9	2.3%
TOTAL POPULATION	396	

ADMIT STATUS of POPULATION - NCCW

June 2, 2009

Admit Status	Population	% of
Sentenced	265	98.1%
90 Day Evaluator	1	0.4%
County Safekeeper	2	0.7%
I.S. Transfer	2	0.7%
TOTAL POPULATION	270	

(avg NCCW diag / eval unit pop is 40)

OFFENSE CATEGORY for MOST SERIOUS OFFENSE & PERCENT of TOTAL

POPULATION CONFINED (6-30-08)

Offense	Population	% of
Sex Offenses	724	16.4%
Drugs	664	15.0%
Assault	539	12.2%
Homicide	508	11.5%
Robbery	400	9.0%
Theft	378	8.5%
Burglary	352	8.0%
Motor Vehicle	323	7.3%
Fraud	155	3.5%
Other	154	3.5%
Weapons	85	1.9%
Morals	61	1.4%
Restraint	59	1.3%
Arson	21	0.5%

CUSTODY CLASSIFICATION

June 2, 2009

CUSTODY LEVEL	TOTAL PER CUSTODY LEVEL	% OF TOTAL
Maximum*	1380	30.9%
Medium	1219	27.3%
Minimum	1276	28.6%
Community	584	13.1%
TOTAL	4459	

*New admissions to the Diagnostic & Evaluation Center are classified as maximum until transferred to another facility.

RANDOM DRUG TESTING PROGRAM

Baseline test 6/1991 - 17.35% tested positive

2007 Average	1.27% tested positive
2008 Average	1.20% tested positive
2009 1 st Quarter	0.67% tested positive

PAROLE POPULATION

June 2, 2009

Regular Sentence	803	% of DCS Pop	15.26%
Interstate Transfers	214	(excluded)	

PAROLE SUCCESS RATE (FY08)

57.6%

Parole Eligible	1497	Avg. Time on Parole (FY08)	9.57 months
-----------------	------	----------------------------	-------------

PAROLE RANDOM DRUG TESTING

Baseline test 1997 - 12.5% tested positive	
2007 Average	11.30% tested positive
2008 Average	14.56% tested positive
2009 1 st Quarter	11.18% tested positive

PAROLE DISC SUCCESS RATE (FY08)

87.3%

(determined by the number of parolees that completed and discharged from parole and did not reconvict within 3 years of their parole discharge date)

WORK ETHIC CAMP

June 2, 2009

Design Capacity	Population	Actual	% of Capacity
100	Min. Custody	34	
	ISP	68	
		102	

Crimes reported to the police, by gender, race, and Hispanic origin, 2007

Victim gender, race, and Hispanic origin	Percent of crime reported to police, 2007	
	Violent	Property
Total	46.3%	37.2%
Male	45.4%	36.2%
White	46.5	38.1
Black	43.6	36.5
Other*	53.0	45.0
Hispanic	46.0%	35.7%
Non-Hispanic	45.4	36.6
Female	47.3%	36.2%
White	45.1	36.3
Black	60.2	38.5
Other*	35.3	26.7
Hispanic	49.8%	35.2%
Non-Hispanic	46.9	36.5

Note: Total includes estimates for persons identifying with two or more races, not shown separately. Racial categories displayed are for persons who identified with one race.
*Other race includes American Indians, Alaska Natives, Asians, Native Hawaiians, and other Pacific Islanders.

Criminal victimization, numbers, rates, and percent change, by type of crime, 2005 and 2007

Type of crime	Number of victimizations	Rates ^a	Percent change 2005-2007 ^b
	2005 ^c	2007	2005 ^c
All crimes	23,452,100	22,879,700	~
Violent crimes ^d	5,162,400	5,177,100	21.1
Rape/sexual assault	190,800	248,300	0.8
Robbery	630,100	597,900	2.6
Assault	4,341,600	4,331,500	17.8
Aggravated	1,046,500	859,900	4.3
Simple	3,295,200	3,472,600	13.5
Personal theft ^e	229,500	194,100	0.9
Property crimes	18,060,200	17,508,500	154.2
Household burglary	3,464,500	3,215,100	29.6
Motor vehicle theft	891,900	979,600	8.4
Theft	13,613,800	13,313,800	116.3

Note: Detail may not add to total because of rounding. Total population age 12 or older was 244,505,300 in 2005 and 250,344,670 in 2007. Total number of households was 117,099,820 in 2005 and 119,503,530 in 2007. Estimates for 2006 were not presented because they are not comparable to other years.
-Not applicable.

^aDifference is significant at the 95%-confidence level.

^bDifference is significant at the 90%-confidence level.

^cEstimates for 2005 have been updated and do not match those presented in previous editions of this bulletin.

^dVictimization rates are per 1,000 persons age 12 or older or per 1,000 households.

^ePercent change calculated based on unrounded estimates.

^fExcludes murder because the NCVS is based on interviews with victims and therefore cannot measure murder.

^gIncludes pocket picking, completed purse snatching, and attempted purse snatching.

INSTITUTIONS / PROGRAMS

Average Cost Per Offender
(All facilities including Parole)
Nebraska FY 2008 \$27,289/year

Adult Parole Administration (APA)
Average Cost per Parolee per Year \$3,206.00
Cathy Gibson-Beltz, Administrator
Folsom & West Prospector Place, Bldg. 15
Lincoln, NE 68522
(402) 471-2654

Community Corrections Center-Lincoln (CCC-L)
Community Custody
Average Cost per Inmate per Year \$15,960.00
Matt Heckman, Acting Warden
2720 West Van Dorn
Lincoln, NE 68522
(402) 471-0740

Community Corrections Center-Omaha (CCC-O)
Community Custody
Average Cost per Inmate per Year \$19,054.00
Fyan Mahn, Warden
2320 Avenue "J"
Omaha, NE 68110
(402) 595-2010

Diagnostic & Evaluation Center (DEC)
Maximum Custody
Average Cost per Inmate per Year \$32,782.00
Mario Peart, Warden
3220 West Van Dorn
Lincoln, NE 68522
(402) 471-3330

Lincoln Correctional Center (LCC)
Maximum & Medium Custody
Average Cost per Inmate per Year \$37,563.00
Diane Sabatka-Rine, Warden
3216 West Van Dorn
Lincoln, NE 68522
(402) 471-2861

Nebraska is one of only fourteen states nationwide having all adult facilities, industries, central office, staff training academy, and adult parole accredited through the Incen Correctional Association.

Nebraska Correctional Center for Women (NCCW)

Maximum, Medium & Minimum Custody
Average Cost per Inmate per Year \$34,781.00
John J. Dahm, Warden
1107 Recharge Road
York, NE 68467-8003
(402) 362-3317

Nebraska Correctional Youth Facility (NCYF)
Maximum, Medium & Minimum Custody
Average Cost per Inmate per Year \$61,144.00
Mike Kenney, Warden
2610 North 20th Street East
Omaha, NE 68110
(402) 595-2000

Nebraska State Penitentiary (NSP)
Maximum, Medium, Minimum Custody & Residential Treatment Community
Average Cost per Inmate per Year \$31,569.00
Dennis Bakewell, Warden
4201 South 14th Street
Lincoln, NE 68542
(402) 471-3161

Omaha Correctional Center (OCC)
Medium & Minimum Custody
Average Cost per Inmate per Year \$26,602.00
Karen Shortridge, Warden
2323 Avenue "J"
Omaha, NE 68110
(402) 595-3964

Tecumseh State Correctional Institution (TSCI)
Maximum, Medium, Death Row & Intensive Management
Average Cost per Inmate per Year \$34,435.00
Fred Britten, Warden
2725 N. Highway 50
Tecumseh, NE 68450
(402) 335-5998

Work Ethic Camp, McCook (WEC)
Intensive Supervision Probationers
Average Cost per Offender (based on number of admissions per year) \$22,350.00
Barbara Lewien, Warden
2309 North Highway 83
McCook, NE 69001
(308) 345-8405

** WEC average cost is based on FY2008 admissions of 217 offenders.

Nebraska Department of Correctional Services 3-Year Recidivism* Data Report FY2003 to FY2006


Pop:	Releases				Recidivists				Technical Violators				% Recidivism			
	FY03	FY04	FY05	FY06	FY03	FY04	FY05	FY06	FY03	FY04	FY05	FY06	FY03	FY04	FY05	FY06
FEMALES																
Paroles	100	117	103	136	14	9	12	15	13	26	22	20	27.0	29.9	33.0	25.7
Mand Discharges	140	119	128	205	24	20	21	27	n/a	n/a	n/a	n/a	17.1	16.8	16.4	13.2
TOTAL	240	236	231	341	38	29	33	42	13	26	22	20	21.3	23.3	23.8	18.2
MALES																
Paroles	514	737	697	702	90	156	136	120	113	184	169	138	39.5	46.1	43.8	36.8
Mand Discharges	1015	898	881	1071	204	183	215	217	n/a	n/a	n/a	n/a	20.1	20.4	24.4	20.3
TOTAL	1529	1635	1578	1773	294	339	351	337	113	184	169	138	26.6	32.0	33.0	26.8
FEMALES & MALES																
Paroles	614	854	800	838	104	165	148	135	126	210	191	158	37.5	43.9	42.4	35.0
Mand Discharges	1155	1017	1009	1276	228	203	236	244	n/a	n/a	n/a	n/a	19.7	20.0	23.4	19.1
TOTAL	1769	1871	1809	2114	332	368	384	379	126	210	191	158	25.9	30.9	31.8	25.4

Starting in fiscal year 2003, NE-DCS began using ASCA-defined measures to configure recidivism rate.
*All recidivists were committed for new crimes or for technical violations within 3 years of their release date.

NEBRASKA DEPARTMENT of CORRECTIONAL SERVICES

July 13, 2009

Robert P. Houston, Director
Robin Spindler, Deputy Director,
Administrative Services
Larry Wayne, Acting Dpty. Director, Institutions
Rex Richard, Acting Deputy Director,
Programs & Community Services
Randy Kohl, Deputy Director, Health Services
John McGovern, Deputy Director,
Cornhusker State Industries



Folsom & West Prospector Place, Building 1
Lincoln, NE 68522
(402) 471-2654
FAX: (402) 479-5623
www.corrections.state.ne.us

MISSION STATEMENT

To serve and protect the public by providing control, humane care and program opportunities for those individuals placed in its custody and supervision, thereby facilitating their return to society as responsible persons.

INMATE POPULATION

July 13, 2009

POPULATION vs. DESIGN CAPACITY

	Design Capacity	Actual Population	% of Capacity
CCCL-1	200	380	190.00%
CCC-O	90	174	193.33%
DEC	160	410	256.25%
LCC	308	494	160.39%
NCCW	275	270	98.18%
NCYF	68	90	132.35%
NSP	718	1024	142.62%
OCC	396	673	169.95%
TSCI-Gen Pop	672	678	100.89%
TSCI-Min	32	25	78.13%
TSCI-PC	64	61	95.31%
TSCI-SMU	192	178	92.71%

TOTAL DCS: (excludes WEC Inmates)	3175	4457	140.38%
7-13-09	3175	4390	138.27%

CRIME TYPE of POPULATION

July 13, 2009

Part I Offenses *	1826	41.0%
Part II Offenses**	2631	59.0%
TOTAL POPULATION	4457	

*1st Degree Murder, 2nd Degree Murder, Manslaughter, 1st Degree Assault, 1st Degree Sexual Assault, 1st Degree Sexual Assault of a Child, Robbery.

**All other offenses.

LIFE SENTENCES

July 13, 2009

Total Inmates Sentenced to Capital Punishment	11
Total Inmates Serving 1 st Degree Life Sentences	220
Total Inmates Serving Life Sentences	306
(6-30-09)	
Total Inmates Serving 1 st Degree Life Sentences	220

FACILITY SUCCESS RATE (FY09)

80.9%

ADMIT STATUS of POPULATION - DEC

July 13, 2009

Admit Status	Population	% of
Sentenced	391	95.4%
90 Day Evaluator	8	2.0%
County Safekeeper	8	2.0%
I.S. Transfer	3	0.7%
TOTAL POPULATION	410	

ADMIT STATUS of POPULATION - NCCW

July 13, 2009

Admit Status	Population	% of
Sentenced	265	98.1%
90 Day Evaluator	1	0.4%
County Safekeeper	2	0.7%
I.S. Transfer	2	0.7%
TOTAL POPULATION	270	

(avg NCCW diag / eval unit pop is 40)

OFFENSE CATEGORY for MOST SERIOUS OFFENSE & PERCENT of TOTAL

POPULATION CONFINED (6-30-09)

Offense	Population	% of
Sex Offenses	736	16.6%
Drugs	652	14.7%
Assault	589	13.3%
Homicide	501	11.3%
Robbery	415	9.4%
Theft	369	8.3%
Motor Vehicle	349	7.9%
Burglary	347	7.8%
Fraud	143	3.2%
Other	105	2.4%
Weapons	80	1.8%
Restraint	61	1.4%
Morals	59	1.3%
Arson	21	0.5%

CUSTODY CLASSIFICATION

July 13, 2009

CUSTODY LEVEL	TOTAL PER CUSTODY LEVEL	% OF TOTAL
Maximum*	1377	30.9%
Medium	1194	26.8%
Minimum	1291	29.0%
Community	595	13.4%
TOTAL	4457	

*New admissions to the Diagnostic & Evaluation Center are classified as maximum until transferred to another facility.

RANDOM DRUG TESTING PROGRAM

Baseline test 6/1991 - 17.35% tested positive

2007 Average	1.27% tested positive
2008 Average	1.20% tested positive
2009 1 st Half	0.77% tested positive

PAROLE POPULATION

July 13, 2009

Regular Sentence	791	% of DCS Pop	14.97%
Interstate Transfers	209	(excluded)	

PAROLE SUCCESS RATE (FY09)

65.0%

Parole Eligible Avg. Time on Parole (FY09)

1504 9.69 months

PAROLE RANDOM DRUG TESTING

Baseline test 1997 - 12.5% tested positive
2007 Average 11.30% tested positive
2008 Average 14.56% tested positive
2009 1 st Half 12.58% tested positive

PAROLE DISC SUCCESS RATE (FY09)

88.2%

(determined by the number of parolees that completed and discharged from parole and did not recidivate within 3 years of their parole discharge date)

WORK ETHIC CAMP

July 13, 2009

Design Capacity	Population	Actual Population	% of Capacity
100	Min. Custody ISP	36	105%
		69	
		105	

Estimated number of parents in state prisons and their minor children, by inmate's gender, race, and Hispanic origin, 2004 and 2007

	Male			Female				
	Total ^a	White ^b	Black ^b	Hispanic	Total ^a	White ^b	Black ^b	Hispanic
State inmates								
Number of parents								
2007	627,800	197,800	262,400	127,600	58,200	29,000	16,100	8,800
2004 ^c	592,300	189,800	279,500	113,100	51,800	23,300	19,000	8,200
Number of children								
2007	1,296,500	373,400	577,900	263,500	131,000	60,000	39,600	22,900
2004 ^c	1,223,700	358,000	611,600	233,000	116,600	47,900	45,700	21,000

^aIncludes other races. Other races include American Indians, Alaska Natives, Asians, Native Hawaiians, other Pacific Islanders, and persons identifying two or more races.

^bExcludes persons of Hispanic or Latino origin.

^cNumbers were estimated based on the June 30, 2004 custody population in state (1,241,034).

INSTITUTIONS / PROGRAMS

Average Cost Per Offender
(All facilities including Parole)
Nebraska FY 2008 \$27,289/year

Adult Parole Administration (APA)
Average Cost per Parolee per Year \$3,206.00
Cathy Gibson-Beltz, Administrator
Folsom & West Prospector Place, Bldg. 15
Lincoln, NE 68522
(402) 471-2654

Community Corrections Center-Lincoln (CCC-L)
Community Custody
Average Cost per Inmate per Year \$15,960.00
Matt Heckman, Acting Warden
2720 West Van Dom
Lincoln, NE 68522
(402) 471-0740

Community Corrections Center-Omaha (CCC-O)
Community Custody
Average Cost per Inmate per Year \$19,054.00
Ryan Mahr, Warden
2320 Avenue "J"
Omaha, NE 68110
(402) 595-2010

Diagnostic & Evaluation Center (DEC)
Maximum Custody
Average Cost per Inmate per Year \$32,782.00
Mario Peart, Warden
3220 West Van Dom
Lincoln, NE 68522
(402) 471-3330

Lincoln Correctional Center (LCC)
Maximum & Medium Custody
Average Cost per Inmate per Year \$37,563.00
Diane Sabatka-Fline, Warden
3216 West Van Dom
Lincoln, NE 68522
(402) 471-2861

Nebraska is one of only fourteen states nationwide having all adult facilities, industries, central office, staff training academy, and adult parole accredited through the International Correctional Association.

Nebraska Correctional Center for Women (NCCW)

Maximum, Medium & Minimum Custody
Average Cost per Inmate per Year \$34,781.00
John J. Dahm, Warden
1107 Recharge Road
York, NE 68467-8003
(402) 362-3317

Nebraska Correctional Youth Facility (NCYF)
Maximum, Medium & Minimum Custody
Average Cost per Inmate per Year \$61,144.00
Mike Kenney, Warden
2610 North 20th Street East
Omaha, NE 68110
(402) 595-2000

Nebraska State Penitentiary (NSP)
Maximum, Medium, Minimum Custody & Residential Treatment Community
Average Cost per Inmate per Year \$31,569.00
Dennis Bakewell, Warden
4201 South 14th Street
Lincoln, NE 68542
(402) 471-3161

Omaha Correctional Center (OCC)
Medium & Minimum Custody
Average Cost per Inmate per Year \$26,602.00
Karen Shortridge, Warden
2323 Avenue "J"
Omaha, NE 68110
(402) 595-3964

Tecumseh State Correctional Institution (TSCI)
Maximum, Medium, Death Row & Intensive Management
Average Cost per Inmate per Year \$34,435.00
Fred Britten, Warden
2725 N. Highway 50
Tecumseh, NE 68450
(402) 335-5998

Work Ethic Camp, McCook (WEC)
Intensive Supervision Probationers
**Average Cost per Offender (based on number of admissions per year) \$22,350.00
Barbara Lewien, Warden
2309 North Highway 83
McCook, NE 69001
(308) 345-8405

** WEC average cost is based on FY2008 admissions of 217 offenders.

Adult Corrections: What Works?

Estimated Percentage Change in Recidivism Rates (and the number of studies on which the estimate is based)

Program	Percentage Change	Number of Studies
Programs for Drug-Involved Offenders		
Adult drug courts	-10.7%	(56)
In-prison therapeutic communities* with community aftercare	-6.9%	(6)
In-prison therapeutic communities* without community aftercare	-5.3%	(7)
Cognitive-behavioral drug treatment in prison	-6.8%	(8)
Drug treatment in the community	-12.4%	(5)
Drug treatment in jail	-6.0%	(9)
Programs for Offenders With Co-Occurring Disorders		
Jail diversion (pre- and post-arresting programs)	0.0%	(11)
Programs for the General Offender Population		
General and specific cognitive-behavioral treatment programs	-8.2%	(25)
Programs for Domestic Violence Offenders		
Educator/cognitive-behavioral treatment	0.0%	(9)
Programs for Sex Offenders		
Psychotherapy for sex offenders	0.0%	(3)
Cognitive-behavioral treatment in prison	-14.9%	(5)
Cognitive-behavioral treatment for low-risk offenders on probation	-31.2%	(6)
Behavioral therapy for sex offenders	0.0%	(2)
Intermediate Sanctions		
Intensive supervision: surveillance-oriented programs	0.0%	(24)
Intensive supervision: treatment-oriented programs	-21.9%	(10)
Adult boot camps	0.0%	(22)
Electronic monitoring	0.0%	(12)
Restorative justice programs for lower-risk adult offenders	0.0%	(6)
Work and Education Programs for the General Offender Population		
Correctional industries programs in prison	-7.5%	(4)
Basic adult education programs in prison	-5.1%	(7)
Employment training and job assistance in the community	-4.8%	(16)
Vocational education in prison	-12.5%	(3)

Source: Washington State Institute for Public Policy

NEBRASKA DEPARTMENT OF CORRECTIONAL SERVICES

August 17, 2009

Robert P. Houston, Director

Robin Spindler, Deputy Director,
Administrative Services
Larry Wayne, Acting Dpty. Director, Institutions
Rex Richard, Acting Deputy Director,
Programs & Community Services
Randy Kohl, Deputy Director, Health Services
John McGovern, Deputy Director,
Cornhusker State Industries



Folsom & West Prospector Place, Building 1
Lincoln, NE 68522
(402) 471-2654
FAX: (402) 479-5623
www.corrections.state.ne.us

MISSION STATEMENT

To serve and protect the public by providing control, humane care and program opportunities for those individuals placed in its custody and supervision, thereby facilitating their return to society as responsible persons.

INMATE POPULATION

August 17, 2009

POPULATION vs. DESIGN CAPACITY

	Design Capacity	Actual Population	% of Capacity
CCC-L	200	369	184.50%
CCC-O	90	173	192.22%
DEC	160	391	244.38%
LCC	308	499	162.01%
NCCW	275	267	97.09%
NCYF	68	95	139.71%
NSP	718	1046	145.68%
OCC	396	665	167.93%
TSCI-Gen Pop	672	662	98.51%
TSCI-Min	32	26	81.25%
TSCI-PC	64	61	95.31%
TSCI-SMU	192	189	98.44%

TOTAL DCS: (excludes WEC inmates)
 8-17-09 3175 4443 139.94%
 8-17-08 3175 4374 137.76%

CRIME TYPE OF POPULATION

August 17, 2009

Part I Offenses * 1819 40.9%
 Part II Offenses ** 2624 59.1%
 TOTAL POPULATION 4443

*1st Degree Murder, 2nd Degree Murder, Manslaughter,
 1st Degree Assault, 1st Degree Sexual Assault,
 1st Degree Sexual Assault of a Child, Robbery.

** All other offenses.

LIFE SENTENCES

August 17, 2009

Total Inmates Sentenced to Capital Punishment 11
 Total Inmates Sentenced to Life w/out Parole 219
 Total Inmates Sentenced to Life with Parole 88
 Total Inmates Sentenced to Life w/out Parole (6-30-09) 220

8361

FACILITY SUCCESS RATE (FY09)

80.9%

ADMIT STATUS OF POPULATION - DEC

August 17, 2009

Admit Status	Population	% of Population
Sentenced	372	95.1%
90 Day Evaluator	7	1.8%
County Safekeeper	9	2.3%
I.S. Transfer	3	0.8%
TOTAL POPULATION	391	

ADMIT STATUS OF POPULATION - NCCW

August 17, 2009

Admit Status	Population	% of Population
Sentenced	261	97.8%
90 Day Evaluator	3	1.1%
County Safekeeper	1	0.4%
I.S. Transfer	2	0.7%
TOTAL POPULATION	267	

(avg NCCW diag / eval unit pop is 40)

OFFENSE CATEGORY for MOST SERIOUS OFFENSE & PERCENT OF TOTAL

POPULATION CONFINED (6-30-09)

Offense	Population	% of Population
Sex Offenses	736	16.6%
Drugs	652	14.7%
Assault	589	13.3%
Homicide	501	11.3%
Robbery	415	9.4%
Theft	369	8.3%
Motor Vehicle	349	7.9%
Burglary	347	7.8%
Fraud	143	3.2%
Other	105	2.4%
Weapons	80	1.8%
Restraint	61	1.4%
Morals	59	1.3%
Arson	21	0.5%

CUSTODY CLASSIFICATION

August 17, 2009

CUSTODY LEVEL	TOTAL PER CUSTODY LEVEL	% OF TOTAL
Maximum*	1387	31.2%
Medium	1196	26.9%
Minimum	1281	28.8%
Community	579	13.0%
TOTAL	4443	

*New admissions to the Diagnostic & Evaluation Center are classified as maximum until transferred to another facility.

RANDOM DRUG TESTING PROGRAM

Baseline test 6/1991 - 17.35% tested positive
 2007 Average 1.27% tested positive
 2008 Average 1.20% tested positive
 2009 1st Half 0.77% tested positive

PAROLE POPULATION

August 17, 2009

Regular Sentence 781 % of DCS Pop 14.95%
 Interstate Transfers 210 (excluded)

PAROLE SUCCESS RATE (FY09)

65.0%

Parole Eligible 1508
 Avg. Time on Parole (FY09) 9.69 months

PAROLE RANDOM DRUG TESTING

Baseline test 1997 - 12.5% tested positive
 2007 Average 11.30% tested positive
 2008 Average 14.56% tested positive
 2009 1st Half 12.58% tested positive

PAROLE DISC SUCCESS RATE (FY09)

88.2%

(determined by the number of parolees that completed and discharged from parole and did not reconvict within 3 years of their parole discharge date)

WORK ETHIC CAMP

August 17, 2009

Design Capacity	Population Type	Actual Population	% of Capacity
100	Min. Custody ISP	38	93%
		55	
		93	

State and National Correctional Spending

State	Total Expenditure	% of GDP
Alabama	\$420	2.5%
Alaska	\$240	4.7%
Arizona	\$957	8.5%
Arkansas	\$348	8.0%
California	\$2,857	9.3%
Colorado	\$625	8.6%
Connecticut	\$699	6.3%
Delaware	\$200	6.1%
Florida	\$2,819	10.0%
Georgia	\$1,018	5.9%
Hawaii	\$228	4.3%
Idaho	\$118	7.3%
Illinois	\$1,363	6.1%
Indiana	\$466	5.3%
Iowa	\$333	6.0%
Kentucky	\$241	5.6%
Kentucky	\$521	5.3%
Louisiana	\$625	6.9%
Maine	\$153	4.9%
Massachusetts	\$1,119	8.7%
Massachusetts	\$1,250	4.5%
Michigan	\$2,378	22.9%
Minnesota	\$460	2.6%
Mississippi	\$265	6.9%
Missouri	\$575	6.8%
Montana	\$169	8.0%
Nebbraska	\$179	5.1%
Nevada	\$255	7.9%
New Hampshire	\$101	6.8%
New Jersey	\$1,350	4.8%
New Mexico	\$277	4.6%
New York	\$2,431	9.4%
North Carolina	\$1,254	6.2%
North Dakota	\$65	5.4%
Ohio	\$1,794	7.3%
Oklahoma	\$451	7.0%
Oregon	\$763	10.0%
Rhode Island	\$185	5.5%
South Carolina	\$497	6.6%
South Dakota	\$81	7.1%
Tennessee	\$629	6.3%
Texas	\$2,958	6.3%
Vermont	\$330	5.7%
Vermont	\$116	9.4%
Virginia	\$1,254	7.6%
Washington	\$917	6.3%
West Virginia	\$181	4.7%
West Virginia	\$1,076	8.0%
Wyoming	\$103	5.7%

All state figures from the National Association of State Budget Officers, State Expenditure Reports, FY2008 figures are estimates.
 On Michigan correctional spending, see state notes.
 Wyoming and figures reported by State Legislative Service Office, January 2009.

INSTITUTIONS / PROGRAMS

Average Cost Per Offender
(All facilities including Parole)
Nebraska FY 2008 \$27,289/year

Adult Parole Administration (APA)
Average Cost per Parolee per Year \$3,206.00
Cathy Gibson-Beltz, Administrator
Folsom & West Prospector Place, Bldg. 15
Lincoln, NE 68522
(402) 471-2654

Community Corrections Center-Lincoln (CCC-L)
Community Custody
Average Cost per Inmate per Year \$15,960.00
Matt Heckman, Acting Warden
2720 West Van Dorn
Lincoln, NE 68522
(402) 471-0740

Community Corrections Center-Omaha (CCC-O)
Community Custody
Average Cost per Inmate per Year \$19,054.00
Ryan Mahr, Warden
2320 Avenue "J"
Omaha, NE 68110
(402) 595-2010

Diagnostic & Evaluation Center (DEC)
Maximum Custody
Average Cost per Inmate per Year \$32,782.00
Mario Peart, Warden
3220 West Van Dorn
Lincoln, NE 68522
(402) 471-3330

Lincoln Correctional Center (LCC)
Maximum & Medium Custody
Average Cost per Inmate per Year \$37,563.00
Diane Sabatka-Rine, Warden
3216 West Van Dorn
Lincoln, NE 68522
(402) 471-2861

Nebraska is one of only fourteen states nationwide having all adult facilities, industries, central office, staff training academy, and adult parole accredited through the International Correctional Association.

Nebraska Correctional Center for Women (NCCW)

Maximum, Medium & Minimum Custody
Average Cost per Inmate per Year \$34,781.00
John J. Dahm, Warden
1107 Recharge Road
York, NE 68467-8003
(402) 362-3317

Nebraska Correctional Youth Facility (NCYF)
Maximum, Medium & Minimum Custody
Average Cost per Inmate per Year \$61,144.00
Mike Kenney, Warden
2610 North 20th Street East
Omaha, NE 68110
(402) 595-2000

Nebraska State Penitentiary (NSP)
Maximum, Medium, Minimum Custody & Residential Treatment Community
Average Cost per Inmate per Year \$31,569.00
Dennis Bakewell, Warden
4201 South 14th Street
Lincoln, NE 68542
(402) 471-3161

Omaha Correctional Center (OCC)
Medium & Minimum Custody
Average Cost per Inmate per Year \$26,602.00
Karen Shortridge, Warden
2323 Avenue "J"
Omaha, NE 68110
(402) 595-3964

Tecumseh State Correctional Institution (TSCI)
Maximum, Medium, Death Row & Intensive Management
Average Cost per Inmate per Year \$34,435.00
Fred Britten, Warden
2725 N. Highway 50
Tecumseh, NE 68450
(402) 335-5998

Work Ethic Camp, McCook (WEC)
Intensive Supervision Probationers
Average Cost per Offender (based on number of admissions per year) \$22,350.00
Barbara Lewien, Warden
2309 North Highway 83
McCook, NE 69001
(308) 345-8405

** WEC average cost is based on FY2008 admissions of 217 offenders.

Sex Offense Admissions By Maximum Sentence Length

Max Sentence	Males										Females
	2000	2001	2002	2003	2004	2005	2006	2007	2008	2009	
0 - 1 Year	4	7	6	5	6	15	19	7	7	7	83
1 - 2 Years	10	8	12	12	11	20	11	8	9	16	117
2 - 3 Years	7	15	11	16	11	12	20	14	13	11	130
3 - 5 Years	40	50	49	42	46	32	46	52	61	43	461
5 - 10 Years	38	44	34	47	33	37	33	41	22	28	357
10 - 15 Years	16	9	16	18	14	15	14	15	17	12	145
Over 15 Years	33	14	34	33	37	44	67	51	51	32	396
Grand Total	148	147	162	173	158	175	210	188	180	149	1690

NEBRASKA DEPARTMENT of CORRECTIONAL SERVICES

September 21, 2009

Robert P. Houston, Director

Robin Spindler, Deputy Director,
Administrative Services
Larry Wayne, Acting Dpty. Director, Institutions
Rex Richard, Acting Deputy Director,
Programs & Community Services
Randy Kohl, Deputy Director, Health Services
John McGovern, Deputy Director,
Cornhusker State Industries



Folsom & West Prospector Place, Building 1
Lincoln, NE 68522
(402) 471-2654
FAX: (402) 479-5623
www.corrections.state.ne.us

MISSION STATEMENT

To serve and protect the public by providing control, humane care and program opportunities for those individuals placed in its custody and supervision, thereby facilitating their return to society as responsible persons.

INMATE POPULATION

September 21, 2009

POPULATION vs. DESIGN CAPACITY

	Design Capacity	Actual Population	% of Capacity
CCC-L	200	388	194.00%
CCC-O	90	158	175.56%
DEC	160	353	220.62%
LCC	308	482	156.49%
NCCW	275	254	92.39%
NCYF	68	92	135.29%
NSP	718	1091	151.95%
OCC	396	667	168.43%
TSCI-Gen Pop	672	671	99.85%
TSCI-Min	32	23	71.88%
TSCI-PC	64	64	100.00%
TSCI-SMU	192	185	96.35%

TOTAL DCS: (excludes WEC Inmates)
 9-21-09 3175 4428 139.46%
 9-21-08 3175 4330 136.38%

CRIME TYPE of POPULATION

September 21, 2009

Part I Offenses * 1816 41.0%
 Part II Offenses** 2612 59.0%
TOTAL POPULATION 4428

*1st Degree Murder, 2nd Degree Murder, Manslaughter,
 1st Degree Assault, 1st Degree Sexual Assault,
 1st Degree Sexual Assault of a Child, Robbery.

**All other offenses.

LIFE SENTENCES

September 21, 2009

Total Inmates Sentenced to Capital Punishment 11
 Total Inmates Sentenced to Life w/out Parole 220
 Total Inmates Sentenced to Life with Parole 88
 Total Inmates Sentenced to Life w/out Parole (6-30-09) 220
 Total Inmates Sentenced to Life w/out Parole 0 to 61 220

FACILITY SUCCESS RATE (FY09)

80.9%

ADMIT STATUS of POPULATION - DEC

September 21, 2009

Admit Status	Population	% of Population
Sentenced	334	94.6%
90 Day Evaluator	5	1.4%
County Safekeeper	11	3.1%
I.S. Transfer	3	0.8%
TOTAL POPULATION	353	

ADMIT STATUS of POPULATION - NCCW

September 21, 2009

Admit Status	Population	% of Population
Sentenced	245	96.5%
90 Day Evaluator	4	1.6%
County Safekeeper	3	1.2%
I.S. Transfer	2	0.8%
TOTAL POPULATION	254	

(avg NCCW diag/eval unit pop is 40)

OFFENSE CATEGORY for MOST SERIOUS OFFENSE & PERCENT of TOTAL

POPULATION CONFINED (6-30-09)

Offense	Population	% of Population
Sex Offenses	736	16.6%
Drugs	652	14.7%
Assault	589	13.3%
Homicide	501	11.3%
Robbery	415	9.4%
Theft	369	8.3%
Motor Vehicle	349	7.9%
Burglary	347	7.8%
Fraud	143	3.2%
Other	105	2.4%
Weapons	80	1.8%
Restraint	61	1.4%
Morals	59	1.3%
Arson	21	0.5%

CUSTODY CLASSIFICATION

September 21, 2009

CUSTODY LEVEL	TOTAL PER CUSTODY LEVEL	% OF TOTAL
Maximum*	1358	30.7%
Medium	1194	27.0%
Minimum	1291	29.1%
Community	585	13.2%
TOTAL	4428	

*New admissions to the Diagnostic & Evaluation Center are classified as maximum until transferred to another facility.

RANDOM DRUG TESTING PROGRAM

Baseline test 6/1991 - 17.35% tested positive
 2007 Average 1.27% tested positive
 2008 Average 1.20% tested positive
 2009 1st Half 0.77% tested positive

PAROLE POPULATION

September 21, 2009

Regular Sentence 774 % of DCS Pop 14.88%
 Interstate Transfers 214 (excluded)

PAROLE SUCCESS RATE (FY09)

65.0%

Parole Eligible 1488
 Avg. Time on Parole (FY09) 9.69 months

PAROLE RANDOM DRUG TESTING

Baseline test 1997 - 12.5% tested positive
 2007 Average 11.30% tested positive
 2008 Average 14.56% tested positive
 2009 1st Half 12.58% tested positive

PAROLE DISC SUCCESS RATE (FY09)

88.2%

(determined by the number of parolees that completed and discharged from parole and did not recidivate within 3 years of their parole discharge date)

WORK ETHIC CAMP

September 21, 2009

Design Capacity	Population	Actual Population	% of Capacity
100	Min. Custody	36	52
	ISP	88	88%

Theft Offense Admissions CY2000 - YTD 2009

Max Sentence	# of Inmates										# of Inmates
	2000	2001	2002	2003	2004	2005	2006	2007	2008	2009	
0 - 1 Year	33	41	41	26	39	69	63	58	58	48	476
1 - 2 Years	51	56	61	61	71	84	61	63	64	40	612
2 - 3 Years	51	59	59	67	65	53	72	67	56	42	591
3 - 5 Years	79	77	94	104	90	95	110	87	99	51	886
5 - 10 Years	54	49	50	67	69	83	76	69	55	44	616
10 - 15 Years	11	9	11	10	13	20	12	15	18	6	125
Over 15 Years	4	6	18	15	17	19	13	15	22	10	139
Grand Total	283	297	334	350	364	423	407	374	372	241	3445

INSTITUTIONS / PROGRAMS

Average Cost Per Offender
(All facilities including Parole)
Nebraska FY 2009 \$27,671/year

Adult Parole Administration (APA)
Average Cost per Parolee per Year \$2,936
Cathy Gibson-Beltz, Administrator
Folsom & West Prospector Place, Bldg. 15
Lincoln, NE 68522
(402) 471-2654

Community Corrections Center-Lincoln (CCC-L)
Community Custody
Average Cost per Inmate per Year \$16,773
Matt Heckman, Acting Warden
2720 West Van Dorn
Lincoln, NE 68522
(402) 471-0740

Community Corrections Center-Omaha (CCC-O)
Community Custody
Average Cost per Inmate per Year \$19,794
Ryan Mahr, Warden
2320 Avenue "J"
Omaha, NE 68110
(402) 595-2010

Diagnostic & Evaluation Center (DEC)
Maximum Custody
Average Cost per Inmate per Year \$36,965
Mario Peart, Warden
3220 West Van Dorn
Lincoln, NE 68522
(402) 471-3330

Lincoln Correctional Center (LCC)
Maximum & Medium Custody
Average Cost per Inmate per Year \$38,889
Diane Sabatka-Rine, Warden
3216 West Van Dorn
Lincoln, NE 68522
(402) 471-2861

Nebraska is one of only fourteen states nationwide having all adult facilities, industries, central office, staff training academy, and adult parole accredited through the [International Correctional Association](http://www.ican.org).

Nebraska Correctional Center for Women (NCCW)

Maximum, Medium & Minimum Custody
Average Cost per Inmate per Year \$37,726
John J. Dahm, Warden
1107 Recharge Road
York, NE 68467-8003
(402) 362-3317

Nebraska Correctional Youth Facility (NCYF)
Maximum, Medium & Minimum Custody
Average Cost per Inmate per Year \$58,424
Mike Kenney, Warden
2610 North 20th Street East
Omaha, NE 68110
(402) 595-2000

Nebraska State Penitentiary (NSP)
Maximum, Medium, Minimum Custody & Residential Treatment Community
Average Cost per Inmate per Year \$34,582
Dennis Bakewell, Warden
4201 South 14th Street
Lincoln, NE 68542
(402) 471-3161

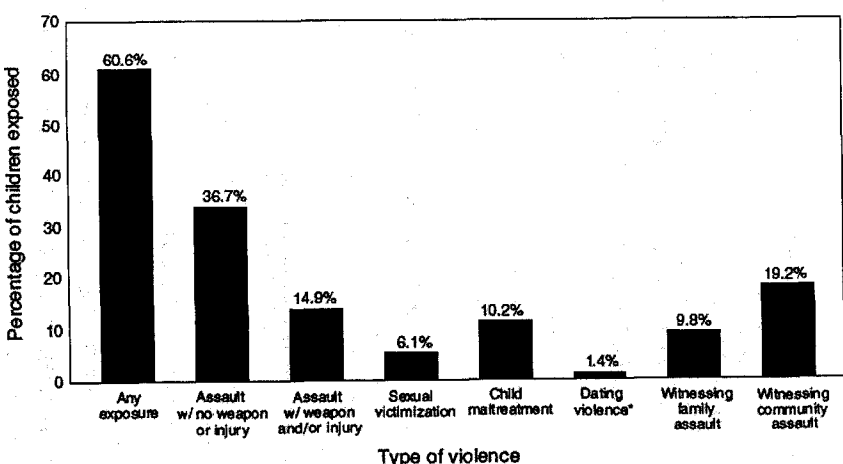
Omaha Correctional Center (OCC)
Medium & Minimum Custody
Average Cost per Inmate per Year \$25,370
Karen Shortridge, Warden
2323 Avenue "J"
Omaha, NE 68110
(402) 595-3964

Tecumseh State Correctional Institution (TSCI)
Maximum, Medium, Death Row & Intensive Management
Average Cost per Inmate per Year \$35,012
Fred Britten, Warden
2725 N. Highway 50
Tecumseh, NE 68450
(402) 335-5998

Work Ethic Camp, McCook (WEC)
Intensive Supervision Probationers & Minimum Custody
*Average Cost per Offender per Year \$21,391
Barbara Lewien, Warden
2309 North Highway 83
McCook, NE 69001
(308) 345-8405

* WEC average cost is based on FY2009 avg number of offenders X avg length in program (which is 5 months).

Past-Year Exposure to Selected Categories of Violence for All Children Surveyed



* Figures for dating violence are only for children and adolescents age 12 and older.

Source: Office of Juvenile Justice and Delinquency Prevention, May 2008

NEBRASKA DEPARTMENT of CORRECTIONAL SERVICES

October 21, 2009

Robert P. Houston, Director

Robin Spindler, Deputy Director,
Administrative Services
Larry Wayne, Acting Dpty. Director, Institutions
Rex Richard, Acting Deputy Director,
Programs & Community Services
Randy Kohl, Deputy Director, Health Services
John McGovern, Deputy Director,
Cornhusker State Industries



Folsom & West Prospector Place, Building 1
Lincoln, NE 68522
(402) 471-2654
FAX: (402) 479-5623
www.corrections.state.ne.us

MISSION STATEMENT

To serve and protect the public by providing control, humane care and program opportunities for those individuals placed in its custody and supervision, thereby facilitating their return to society as responsible persons.

INMATE POPULATION

October 21, 2009

POPULATION vs. DESIGN CAPACITY

	Design Capacity	Actual Population	% of Capacity
CCC-L	200	377	188.50%
CCC-O	90	156	173.33%
DEC	160	320	200.00%
LCC	308	465	150.97%
NCCW	275	264	96.00%
NCYF	68	90	132.35%
NSP	718	1156	161.00%
OCC	396	694	175.25%
TSC	960	922	96.04%

TOTAL DCS: (excludes WEC inmates)	10-21-09	10-21-08
	3175	4444
	3175	4368
	139.97%	137.57%

CRIME TYPE OF POPULATION

October 21, 2009

Part I Offenses *	1821	41.0%
Part II Offenses**	2623	59.0%
TOTAL POPULATION	4444	

**1st Degree Murder, 2nd Degree Murder, Manslaughter, 1st Degree Assault, 1st Degree Sexual Assault, 1st Degree Sexual Assault of a Child, Robbery.

**All other offenses.

LIFE SENTENCES

October 21, 2009

Total Inmates Sentenced to Capital Punishment	11
Total Inmates Sentenced to Life w/out Parole	219
Total Inmates Sentenced to Life with Parole	88
(6-30-09)	
Total Inmates Sentenced to Life w/out Parole	220

2761

FACILITY SUCCESS RATE (FY09)

80.9%

ADMIT STATUS OF POPULATION - DEC

October 21, 2009

Admit Status	Population	% of
Sentenced	307	95.9%
90 Day Evaluator	4	1.3%
County Safekeeper	8	2.5%
I.S. Transfer	1	0.3%
TOTAL POPULATION	320	

ADMIT STATUS OF POPULATION - NCCW

October 21, 2009

Admit Status	Population	% of
Sentenced	256	97.0%
90 Day Evaluator	1	0.4%
County Safekeeper	5	1.9%
I.S. Transfer	2	0.8%
TOTAL POPULATION	264	

(avg NCCW diag / eval unit pop is 40)

OFFENSE CATEGORY for MOST SERIOUS OFFENSE & PERCENT OF TOTAL

POPULATION CONFINED (6-30-09)

Offense	Population	% of
Sex Offenses	736	16.6%
Drugs	652	14.7%
Assault	589	13.3%
Homicide	501	11.3%
Robbery	415	9.4%
Theft	369	8.3%
Motor Vehicle	349	7.9%
Burglary	347	7.8%
Fraud	143	3.2%
Other	105	2.4%
Weapons	80	1.8%
Restraint	61	1.4%
Morals	59	1.3%
Arson	21	0.5%

CUSTODY CLASSIFICATION

October 21, 2009

CUSTODY LEVEL	TOTAL PER CUSTODY LEVEL	% OF TOTAL
Maximum*	1354	30.5%
Medium	1207	27.2%
Minimum	1310	29.4%
Community	573	12.9%
TOTAL	4444	

*New admissions to the Diagnostic & Evaluation Center are classified as maximum until transferred to another facility.

RANDOM DRUG TESTING PROGRAM

Baseline test 6/1991 - 17.35% tested positive
2007 Average 1.27% tested positive
2008 Average 1.20% tested positive
2009 thru 3 rd Qtr 0.92% tested positive

PAROLE POPULATION

October 21, 2009

Regular Sentence	744	% of DCS Pop	14.34%
Interstate Transfers	215	(excluded)	

PAROLE SUCCESS RATE (FY09)

65.0%

Parole Eligible	1492	Avg. Time on Parole (FY09)	9.69 months
-----------------	------	----------------------------	-------------

PAROLE RANDOM DRUG TESTING

Baseline test 1997 - 12.5% tested positive
2007 Average 11.30% tested positive
2008 Average 14.56% tested positive
2009 thru 3 rd Qtr 10.92% tested positive

PAROLE DISC SUCCESS RATE (FY09)

88.2%

(determined by the number of parolees that completed and discharged from parole and did not recidivate within 3 years of their parole discharge date)


WORK ETHIC CAMP

October 21, 2009


Design Capacity	Population	Actual Population	% of Capacity
100	Min. Custody ISP	36	95%
		59	
		95	

RISK OF ARREST HIGHEST IN FIRST MONTHS AFTER PRISON

Between months 1 and 15 after release from prison, the chance of arrest drops by 40 percent.



NOTE: Probabilities adjusted for time off the street. SOURCE: Analysis by Richard Rosenfeld and Robert Corns, originally presented in *Police Discretion from Crime and Community Integration*, National Research Council, 2007



Sources: Lisa L. Sample and Gillian Keilbach, "Sex Offender Laws: Registrars' Accounts of the Need for Policy," *Criminal Justice Review* 19(1), (2004):40-62. cited in Jeffrey J. Schaller and others, eds., *The Influence of Sex Offender Registration and Related Laws on the Urban Sliver* (Little Rock, AR: Arkansas Crime Information Center, 2006).

INSTITUTIONS / PROGRAMS

Average Cost Per Offender
(All facilities including Parole)
Nebraska FY 2009 \$27,671/Year

Adult Parole Administration (APA)
Average Cost per Parolee per Year \$2,936
Cathy Gibson-Beltz, Administrator
Folsom & West Prospector Place, Bldg. 15
Lincoln, NE 68522
(402) 471-2654

Community Corrections Center-Lincoln (CCC-L)
Community Custody
Average Cost per Inmate per Year \$16,773
Matt Heckman, Acting Warden
2720 West Van Dom
Lincoln, NE 68522
(402) 471-0740

Community Corrections Center-Omaha (CCC-O)
Community Custody
Average Cost per Inmate per Year \$19,794
Ryan Mahr, Warden
2320 Avenue "J"
Omaha, NE 68110
(402) 595-2010

Diagnostic & Evaluation Center (DEC)
Maximum Custody
Average Cost per Inmate per Year \$36,965
Mario Peart, Warden
3220 West Van Dom
Lincoln, NE 68522
(402) 471-3330

Lincoln Correctional Center (LCC)
Maximum & Medium Custody
Average Cost per Inmate per Year \$38,889
Diane Sabatka-Rhine, Warden
3216 West Van Dom
Lincoln, NE 68522
(402) 471-2861

Nebraska is one of only fourteen states nationwide having all adult facilities, industries, central office, staff training academy, and adult parole accredited through the International Correctional Association.

Nebraska Correctional Center for Women (NCCW)

Maximum, Medium & Minimum Custody
Average Cost per Inmate per Year \$37,726
John J. Dahm, Warden
1107 Recharge Road
York, NE 68467-8003
(402) 362-3317

Nebraska Correctional Youth Facility (NCYF)
Maximum, Medium & Minimum Custody
Average Cost per Inmate per Year \$58,424
Mike Kenney, Warden
2610 North 20th Street East
Omaha, NE 68110
(402) 595-2000

Nebraska State Penitentiary (NSP)
Maximum, Medium, Minimum Custody & Residential Treatment Community
Average Cost per Inmate per Year \$34,582
Dennis Bakewell, Warden
4201 South 14th Street
Lincoln, NE 68542
(402) 471-3161

Omaha Correctional Center (OCC)
Medium & Minimum Custody
Average Cost per Inmate per Year \$25,370
Karen Shortridge, Warden
2323 Avenue "J"
Omaha, NE 68110
(402) 595-3964

Tecumseh State Correctional Institution (TSCI)
Maximum, Medium, Death Row & Intensive Management
Average Cost per Inmate per Year \$35,012
Fred Britten, Warden
2725 N. Highway 50
Tecumseh, NE 68450
(402) 335-5998

Work Ethic Camp, McCook (WEC)
Intensive Supervision Probationers & Minimum Custody
Average Cost per Offender per Year \$21,391
Barbara Lewien, Warden
2309 North Highway 83
McCook, NE 69001
(308) 345-8405

* WEC average cost is based on FY2009 avg number of offenders X avg length in program (which is 5 months).

Countries with the Highest and Lowest Rates of Admission to Prison for Drug Offenses in 2002
(Rate is per 100,000)

Countries with the Highest Drug Admission Rates	
KENT, CA	318.88
Atlanta, NJ	258.34
CHICAGO, IL	248.84
St. Louis City, MO	228.10
CHICAGO, IL	217.21
Cuyahoga, OH	208.42
AMSTERDAM, VA	188.98
San Bernardino, CA	170.15
EL PASO, TX	168.25
Alameda, CA	154.93
Douglas, NE	99.18

Countries with the Lowest Drug Admission Rates	
Washington, OR	8.03
GREENSBORO, NC	7.43
Fairfax, VA	8.82
NEW YORK, NY	8.07
Rockingham, NH	5.21
ELIZABETH, NJ	4.85
Howard, MD	3.84
WESTMINSTER, MD	3.74
Guilford, NC	3.48
NEEDHAM, MA	2.57

Data for the table came from the U.S. Bureau of Census, National Corrections Reporting Program (NCRR), and the U.S. Bureau of the Census (2004).

NEBRASKA DEPARTMENT of CORRECTIONAL SERVICES

November 23, 2009

Robert P. Houston, Director

Robin Spindler, Deputy Director,
Administrative Services
Larry Wayne, Acting Dpty. Director, Institutions
Rex Richard, Acting Deputy Director,
Programs & Community Services
Randy Kohli, Deputy Director, Health Services
John McGovern, Deputy Director,
Cornhusker State Industries



Folsom & West Prospector Place, Building 1
Lincoln, NE 68522
(402) 471-2654
FAX: (402) 479-5623
www.corrections.state.ne.us

MISSION STATEMENT

To serve and protect the public by providing control, humane care and program opportunities for those individuals placed in its custody and supervision, thereby facilitating their return to society as responsible persons.

INMATE POPULATION

November 23, 2009

POPULATION vs. DESIGN CAPACITY

	Design Capacity	Actual Population	% of Capacity
CCG-L	200	379	189.50%
CCC-O	90	148	164.44%
DEC	160	317	198.13%
LCC	308	481	156.17%
NCCW	275	256	93.09%
NCVF	68	93	136.76%
NSP	718	1155	160.86%
OCC	396	689	173.99%
TSC	960	913	95.10%

TOTAL DCS: (excludes WEC Inmates)
 11-23-09 3175 4431 139.56%
 11-23-08 3175 4365 137.48%

CRIME TYPE of POPULATION

November 23, 2009

Part I Offenses * 1818 41.0%
 Part II Offenses** 2613 59.0%
TOTAL POPULATION 4431

*1st Degree Murder, 2nd Degree Murder, Manslaughter,
 1st Degree Assault, 1st Degree Sexual Assault,
 1st Degree Sexual Assault of a Child, Robbery.

**All other offenses.

LIFE SENTENCES

November 23, 2009

Total Inmates Sentenced to Capital Punishment 11
 Total Inmates Sentenced to Life w/out Parole 221
 Total Inmates Sentenced to Life with Parole 88
 (6-30-09)
 Total Inmates Sentenced to Life w/out Parole 220

4761

FACILITY SUCCESS RATE (FY09)

80.9%

ADMIT STATUS of POPULATION - DEC

November 23, 2009

Admit Status	Population	% of Population
Sentenced	303	95.6%
90 Day Evaluator	6	1.9%
County Safekeeper	7	2.2%
I.S. Transfer	1	0.3%
TOTAL POPULATION	317	

ADMIT STATUS of POPULATION - NCCW

November 23, 2009

Admit Status	Population	% of Population
Sentenced	247	96.5%
90 Day Evaluator	2	0.8%
County Safekeeper	5	1.9%
I.S. Transfer	2	0.8%
TOTAL POPULATION	256	

(avg NCCW diag / eval unit pop is 40)

OFFENSE CATEGORY for MOST SERIOUS OFFENSE & PERCENT of TOTAL

POPULATION CONFINED (6-30-09)

Offense	Population	% of Population
Sex Offenses	736	16.6%
Drugs	652	14.7%
Assault	589	13.3%
Homicide	501	11.3%
Robbery	415	9.4%
Theft	369	8.3%
Motor Vehicle	349	7.9%
Burglary	347	7.8%
Fraud	143	3.2%
Other	105	2.4%
Weapons	80	1.8%
Restraint	61	1.4%
Morals	59	1.3%
Arson	21	0.5%

CUSTODY CLASSIFICATION

November 23, 2009

CUSTODY LEVEL	TOTAL PER CUSTODY LEVEL	% OF TOTAL
Maximum*	1346	30.4%
Medium	1222	27.6%
Minimum	1289	29.1%
Community	574	12.9%
TOTAL	4431	

*New admissions to the Diagnostic & Evaluation Center are classified as maximum until transferred to another facility.

RANDOM DRUG TESTING PROGRAM

Baseline test 6/1991 - 17.35% tested positive
 2007 Average 1.27% tested positive
 2008 Average 1.20% tested positive
 2009 thru 3rd Qtr 0.92% tested positive

PAROLE POPULATION

November 23, 2009

Regular Sentence 785 % of DCS Pop 15.05%
 Interstate Transfers 211 (excluded)

PAROLE SUCCESS RATE (FY09)

65.0%

Parole Eligible 1477 Avg. Time on Parole (FY09) 9.69 months

PAROLE RANDOM DRUG TESTING

Baseline test 1997 - 12.5% tested positive
 2007 Average 11.30% tested positive
 2008 Average 14.56% tested positive
 2009 thru 3rd Qtr 10.92% tested positive

PAROLE DISC SUCCESS RATE (FY09)

88.2%


(determined by the number of parolees that completed and discharged from parole and did not reconvict within 3 years of their parole discharge date)

WORK ETHIC CAMP

November 23, 2009

Design Capacity	Population Type	Actual Population	% of Capacity
100	Min. Custody ISP	40	113%
		73	
		113	

The majority of adult inmates are actually assaulted and kidnapped by people they already know.



Source: Harvard N. Snyder, Senior Analyst, High Young Offenders Reported to Law Enforcement Victim Incident and Offender Characteristics (Washington, D.C.: Bureau of Justice Statistics, 2003). www.ojp.gov/ncj/vl/r/pubs/2003/200301.htm

Though the European Union has 200 million more inhabitants than the United States, the U.S. incarcerates nearly 10 times as many people for drug offenses.

Category	U.S. Population (2003)	Prisoners
U.S. Population (2003)	282,909,885	
TOTAL U.S. Prisoners		2,085,670
Federal Prisoners		86,972
State Prisoners		2,000,000
Labelled Prisoners		170,751*
TOTAL		508,623
European Union Population (2003)	483,297,500	
TOTAL EU PRISONERS		500,619
Prisoners for Drug Offenses		55,830**

Source: U.S. Bureau of the Census, American Community Survey, Bureau of Justice Statistics (BJS), Prisoners in 2006, Prisoners in 2003, and Profile of Jail Inmates, 2002; Council of Europe, SPACE I Survey, 2003
 *Estimated using 2002 BJS data.
 **Four of the 27 European Union countries did not have data available by offense type for 2002. Those countries are Austria, Belgium, Czech Republic, and Poland. Combined, their populations make up approximately 14 percent of the total EU population. This data includes current EU members.

INSTITUTIONS / PROGRAMS

Average Cost Per Offender
(All facilities including Parolee)
Nebraska, FY 2009 \$27,671/Year

Adult Parole Administration (APA)
Average Cost per Parolee per Year \$2,936
Cathy Gibson-Beltz, Administrator
Folsom & West Prospector Place, Bldg. 15
Lincoln, NE 68522
(402) 471-2654

Community Corrections Center-Lincoln (CCC-L)
Community Custody
Average Cost per Inmate per Year \$16,773
Rex Richard, Warden
2720 West Van Dorn
Lincoln, NE 68522
(402) 471-0740

Community Corrections Center-Omaha (CCC-O)
Community Custody
Average Cost per Inmate per Year \$19,794
Ryan Mahr, Warden
2320 Avenue 'J'
Omaha, NE 68110
(402) 595-2010

Diagnostic & Evaluation Center (DEC)
Maximum Custody
Average Cost per Inmate per Year \$36,965
Mario Peart, Warden
3220 West Van Dorn
Lincoln, NE 68522
(402) 471-3330

Lincoln Correctional Center (LCC)
Maximum & Medium Custody
Average Cost per Inmate per Year \$38,889
Diane Sabatka-Rine, Warden
3216 West Van Dorn
Lincoln, NE 68522
(402) 471-2861

Nebraska is one of only fourteen states nationwide having all adult facilities, industries, central office, staff training academy, and adult parole accredited through the International Correctional Association.

Nebraska Correctional Center for Women (NCCW)

Maximum, Medium & Minimum Custody
Average Cost per Inmate per Year \$37,726
John J. Dahm, Warden
1107 Recharge Road
York, NE 68467-8003
(402) 362-3317

Nebraska Correctional Youth Facility (NCYF)
Maximum, Medium & Minimum Custody
Average Cost per Inmate per Year \$58,424
Mike Kenney, Warden
2610 North 20th Street East
Omaha, NE 68110
(402) 595-2000

Nebraska State Penitentiary (NSP)
Maximum, Medium, Minimum Custody & Residential Treatment Community
Average Cost per Inmate per Year \$34,582
Dennis Bakewell, Warden
4201 South 14th Street
Lincoln, NE 68542
(402) 471-3161

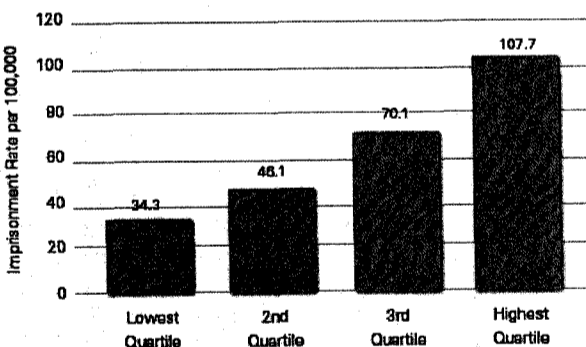
Omaha Correctional Center (OCC)
Medium & Minimum Custody
Average Cost per Inmate per Year \$25,370
Karen Shortridge, Warden
2323 Avenue 'J'
Omaha, NE 68110
(402) 595-3964

Tecumseh State Correctional Institution (TSCI)
Maximum, Medium, Death Row & Intensive Management
Average Cost per Inmate per Year \$35,012
Fred Britten, Warden
2725 N. Highway 50
Tecumseh, NE 68450
(402) 335-5998

Work Ethic Camp, McCook (WEC)
Intensive Supervision Probationers & Minimum Custody
*Average Cost per Offender (see below) *\$21,391
Barbara Lewien, Warden
2309 North Highway 83
McCook, NE 69001
(308) 345-8405

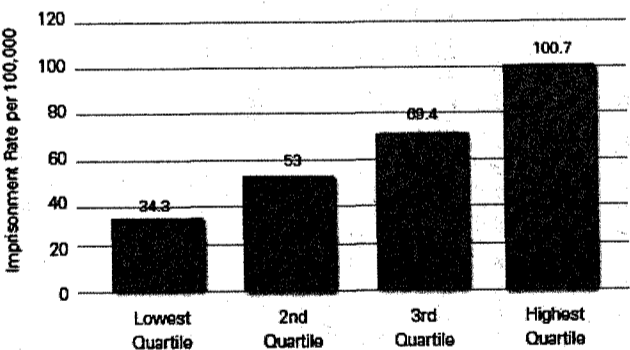
* WEC average cost is based on FY2009 avg number of offenders X avg length in program (which is 5 months).

Rate of Drug Imprisonment by Per Capita Judicial Budget
198 Counties with Population Greater than 250,000 (2002)



Per capita judicial budget (range \$3.25-\$238.68)
Data for this figure come from the U.S. Bureau of the Census (2004) and the U.S. Bureau of Justice Statistics, NCRP (2008).

Rate of Drug Imprisonment by Per Capita Policing Budget
198 Counties with Population Greater than 250,000 (2002)



Per capita policing budget (range \$65-\$510)
Data for this figure come from the U.S. Bureau of the Census (2004) and the U.S. Bureau of Justice Statistics, NCRP (2006).

NEBRASKA DEPARTMENT of CORRECTIONAL SERVICES

January 5, 2010

Robert P. Houston, Director

Robin Spindler, Deputy Director,
Administrative Services
Frank Hopkins, Deputy Director, Institutions
Larry Wayne, Deputy Director,
Programs & Community Services
Randy Kohl, Deputy Director, Health Services
John McGovern, Deputy Director,
Cornhusker State Industries



Folsom & West Prospector Place, Building 1
Lincoln, NE 68522
(402) 471-2654
FAX: (402) 479-5623
www.corrections.state.ne.us

MISSION STATEMENT

To serve and protect the public by providing control, humane care and program opportunities for those individuals placed in its custody and supervision, thereby facilitating their return to society as responsible persons.

INMATE POPULATION

January 5, 2010

POPULATION vs. DESIGN CAPACITY

	Design Capacity	Actual Population	% of Capacity
CCC-L	200	360	180.00%
CCC-O	90	144	160.00%
DEC	160	324	202.50%
LCC	308	477	154.87%
NCCW	275	258	93.82%
NCYF	68	86	126.47%
NSP	718	1137	158.36%
OCC	396	632	159.60%
TSC	960	920	95.83%

TOTAL DCS: (excludes WEC inmates)
 1-5-10 3175 4338 136.63%
 1-5-09 3175 4331 136.41%

CRIME TYPE OF POPULATION

Part I Offenses *	1819	41.9%
Part II Offenses **	2519	58.1%
TOTAL POPULATION	4338	

**1st Degree Murder, 2nd Degree Murder, Manslaughter, 1st Degree Assault, 1st Degree Sexual Assault, 1st Degree Sexual Assault of a Child, Robbery.

** All other offenses.

LIFE SENTENCES

Total Inmates Sentenced to Capital Punishment	11
Total Inmates Sentenced to Life w/out Parole	221
Total Inmates Sentenced to Life with Parole	89
(6-30-09)	
Total Inmates Sentenced to Life w/out Parole	220

FACILITY SUCCESS RATE (FY09)

80.9%

ADMIT STATUS of POPULATION - DEC

Admit Status	Population	% of Population
Sentenced	309	95.4%
90 Day Evaluator	6	1.8%
County Safekeeper	8	2.5%
I.S. Transfer	1	0.3%
TOTAL POPULATION	324	

ADMIT STATUS of POPULATION - NCCW

Admit Status	Population	% of Population
Sentenced	246	95.3%
90 Day Evaluator	4	1.6%
County Safekeeper	6	2.3%
I.S. Transfer	2	0.8%
TOTAL POPULATION	258	

(avg NCCW diag / eval unit pop is 40)

OFFENSE CATEGORY for MOST SERIOUS OFFENSE & PERCENT of TOTAL

POPULATION CONFINED (6-30-09)

Offense	Population	% of Population
Sex Offenses	736	16.6%
Drugs	652	14.7%
Assault	589	13.3%
Homicide	501	11.3%
Robbery	415	9.4%
Theft	369	8.3%
Motor Vehicle	349	7.9%
Burglary	347	7.8%
Fraud	143	3.2%
Other	105	2.4%
Weapons	80	1.8%
Restraint	61	1.4%
Morals	59	1.3%
Arson	21	0.5%

CUSTODY CLASSIFICATION

CUSTODY LEVEL	TOTAL PER CUSTODY LEVEL	% OF TOTAL
Maximum*	1379	31.8%
Medium	1202	27.7%
Minimum	1219	28.1%
Community	538	12.4%
TOTAL	4338	

New admissions to the Diagnostic & Evaluation Center are classified as maximum until transferred to another facility.

RANDOM DRUG TESTING PROGRAM

Baseline test 6/1991 - 17.35% tested positive
 2007 Average 1.27% tested positive
 2008 Average 1.20% tested positive
 2009 thru 3rd Qtr 0.92% tested positive

PAROLE POPULATION

January 5, 2010

Regular Sentence	820	% of DCS Pop	15.90%
Interstate Transfers	203	(excluded)	

PAROLE SUCCESS RATE (FY09)

65.0%

Parole Eligible 1410 Avg. Time on Parole (FY09) 9.69 months

PAROLE RANDOM DRUG TESTING

Baseline test 1997 - 12.5% tested positive
 2007 Average 11.30% tested positive
 2008 Average 14.56% tested positive
 2009 thru 3rd Qtr 10.92% tested positive

PAROLE DISC SUCCESS RATE (FY09)

88.2%


(determined by the number of parolees that completed and discharged from parole and did not recidivate within 3 years of their parole discharge date)

WORK ETHIC CAMP

January 5, 2010


Design Capacity	Population	Actual Population	% of Capacity
100	Min. Custody ISP	75	63
		138	138%

The ten countries with the highest levels of poverty have a higher average drug admission rate than the ten countries with the lowest levels of poverty.*




Data for this figure come from the U.S. Bureau of the Census (2002, 2004, 2006) and the U.S. Bureau of Justice Statistics, NCJP (2008).

The ten countries that have the highest rates of unemployment, on average, also have higher drug admission rates than the ten countries with the lowest rates of unemployment.*



Data for this figure come from the U.S. Bureau of the Census (2004, 2006), U.S. Bureau of Justice Statistics, NCJP (2008), and the U.S. Department of Labor (2007).

The overall drug admission rate for the ten countries with the highest average percentage of African Americans is almost ten times that of the ten countries with the lowest average percentage.*



Data for this figure come from the U.S. Bureau of the Census (2004, 2006) and the U.S. Bureau of Justice Statistics, NCJP (2008).

INSTITUTIONS / PROGRAMS

Average Cost Per Offender
(All facilities including Parole)
Nebraska FY 2009 \$27,671/Year

Adult Parole Administration (APA)
Average Cost per Parolee per Year \$2,936
Cathy Gibson-Beltz, Administrator
Folsom & West Prospector Place, Bldg. 15
Lincoln, NE 68522
(402) 471-2654

Community Corrections Center-Lincoln (CCC-L)
Community Custody
Average Cost per Inmate per Year \$16,773
Rex Richard, Warden
2720 West Van Dorn
Lincoln, NE 68522
(402) 471-0740

Community Corrections Center-Omaha (CCC-O)
Community Custody
Average Cost per Inmate per Year \$19,794
Ryan Mahr, Warden
2320 Avenue 'J'
Omaha, NE 68110
(402) 595-2010

Diagnostic & Evaluation Center (DEC)
Maximum Custody
Average Cost per Inmate per Year \$36,965
Mario Peart, Warden
3220 West Van Dorn
Lincoln, NE 68522
(402) 471-3330

Lincoln Correctional Center (LCC)
Maximum & Medium Custody
Average Cost per Inmate per Year \$38,889
Diane Sabatka-Rine, Warden
3216 West Van Dorn
Lincoln, NE 68522
(402) 471-2861

Nebraska is one of only fourteen states nationwide having all adult facilities, industries, central office, staff training academy, and adult parole accredited through the American Correctional Association.

Nebraska Correctional Center for Women (NCCW)

Maximum, Medium & Minimum Custody
Average Cost per Inmate per Year \$37,726
John J. Dahm, Warden
1107 Recharge Road
York, NE 68467-8003
(402) 362-3317

Nebraska Correctional Youth Facility (NCYF)
Maximum, Medium & Minimum Custody
Average Cost per Inmate per Year \$58,424
Mike Kenney, Warden
2610 North 20th Street East
Omaha, NE 68110
(402) 595-2000

Nebraska State Penitentiary (NSP)
Maximum, Medium, Minimum Custody & Residential Treatment Community
Average Cost per Inmate per Year \$34,582
Dennis Bakewell, Warden
4201 South 14th Street
Lincoln, NE 68542
(402) 471-3161

Omaha Correctional Center (OCC)
Medium & Minimum Custody
Average Cost per Inmate per Year \$25,370
Karen Shortridge, Warden
2323 Avenue 'J'
Omaha, NE 68110
(402) 595-3964

Tecumseh State Correctional Institution (TSCI)
Maximum, Medium, Death Row & Intensive Management
Average Cost per Inmate per Year \$35,012
Fred Britten, Warden
2725 N. Highway 50
Tecumseh, NE 68450
(402) 335-5998

Work Ethic Camp, McCook (WEC)
Intensive Supervision Probationers & Minimum Custody
*Average Cost per Offender (see below) \$21,391
Barbara Lewten, Warden
2309 North Highway 83
McCook, NE 69001
(308) 345-8405

* WEC average cost is based on FY2009 avg number of offenders X avg length in program (which is 5 months).

Jurisdiction	Number of persons executed, by jurisdiction, 1930-2008	
	Since 1930	Since 1917
U.S. total	4,985	1,136
Texas	720	423
Georgia	409	43
New York	328	0
North Carolina	308	43
California	305	13
Florida	236	86
South Carolina	202	40
Ohio	200	28
Virginia	194	102
Alabama	173	38
Mississippi	164	10
Louisiana	160	27
Pennsylvania	155	3
Oklahoma	148	88
Arkansas	145	27
Missouri	128	66
Kentucky	108	3
Illinois	102	12
Tennessee	97	4
New Jersey	74	0
Maryland	73	5
Arizona	61	23
Indiana	60	19
Washington	51	4
Colorado	48	1
Nevada	41	12
District of Columbia	40	0
West Virginia	40	0
Federal system	36	3
Massachusetts	27	0
Delaware	26	14
Connecticut	22	1
Oregon	21	2
Utah	19	6
Iowa	18	0
Kansas	15	0
Montana	9	3
New Mexico	9	1
Wyoming	8	1
Nebraska	7	3
Idaho	4	1
Vermont	4	0
South Dakota	2	1
New Hampshire	1	0

Source: Bureau of Justice Statistics

NEBRASKA DEPARTMENT of CORRECTIONAL SERVICES

February 7, 2010

Robert P. Houston, Director

Robin Spindler, Deputy Director,
Administrative Services
Frank Hopkins, Deputy Director, Institutions
Larry Wayne, Deputy Director,
Programs & Community Services
Randy Kohl, Deputy Director, Health Services
John McGovern, Deputy Director,
Cornhusker State Industries



Folsom & West Prospector Place, Building 1
Lincoln, NE 68522
(402) 471-2654
FAX: (402) 479-5623
www.corrections.state.ne.us

MISSION STATEMENT

To serve and protect the public by providing control, humane care and program opportunities for those individuals placed in its custody and supervision, thereby facilitating their return to society as responsible persons.

INMATE POPULATION

February 7, 2010

POPULATION vs. DESIGN CAPACITY

	Design Capacity	Actual Population	% of Capacity
CCCL	200	367	183.50%
CCCO	90	158	175.56%
DEC	160	371	231.88%
LCC	308	477	154.87%
NCCW	275	260	94.55%
NCYF	68	88	129.41%
NSP	718	1112	154.87%
OCC	396	630	159.09%
TSC	960	919	95.73%

TOTAL DCS: (excludes WEC inmates)	2-7-10	2-7-09	138.02%	137.45%
	3175	4382		
	3175	4364		

CRIME TYPE of POPULATION

Part I Offenses *	1836	41.9%
Part II Offenses**	2546	58.1%
TOTAL POPULATION	4382	

*1st Degree Murder, 2nd Degree Murder, Manslaughter, 1st Degree Assault, 1st Degree Sexual Assault, 1st Degree Sexual Assault of a Child, Robbery.

**All other offenses.

LIFE SENTENCES

Total Inmates Sentenced to Capital Punishment	12
Total Inmates Sentenced to Life w/out Parole	220
Total Inmates Sentenced to Life with Parole	88
Total Inmates Sentenced to Life w/out Parole (6-30-09)	220

8761

FACILITY SUCCESS RATE (FY09)

80.9%

ADMIT STATUS of POPULATION - DEC

Admit Status	Population	% of Population
Sentenced	355	95.7%
90 Day Evaluator	9	2.4%
County Safekeeper	6	1.6%
I.S. Transfer	1	0.3%
TOTAL POPULATION	371	

ADMIT STATUS of POPULATION - NCCW

Admit Status	Population	% of Population
Sentenced	251	96.5%
90 Day Evaluator	2	0.8%
County Safekeeper	5	1.9%
I.S. Transfer	2	0.8%
TOTAL POPULATION	260	

(avg NCCW diag / eval unit pop is 40)

OFFENSE CATEGORY for MOST SERIOUS OFFENSE & PERCENT of TOTAL

POPULATION CONFINED (6-30-09)

Offense	Population	% of Population
Sex Offenses	736	16.6%
Drugs	652	14.7%
Assault	589	13.3%
Homicide	501	11.3%
Robbery	415	9.4%
Theft	369	8.3%
Motor Vehicle	349	7.9%
Burglary	347	7.8%
Fraud	143	3.2%
Other	105	2.4%
Weapons	80	1.8%
Restraint	61	1.4%
Morals	59	1.3%
Arson	21	0.5%

CUSTODY CLASSIFICATION

CUSTODY LEVEL	TOTAL PER CUSTODY LEVEL	% OF TOTAL
Maximum*	1429	32.6%
Medium	1196	27.3%
Minimum	1190	27.2%
Community	567	13.0%
TOTAL	4382	

*New admissions to the Diagnostic & Evaluation Center are classified as maximum until transferred to another facility.

RANDOM DRUG TESTING PROGRAM

Baseline test 6/1991 - 17.35% tested positive	
2007 Average	1.27% tested positive
2008 Average	1.20% tested positive
2009 Average	1.02% tested positive

PAROLE POPULATION

February 7, 2010

Regular Sentence	829	% of DCS Pop	15.91%
Interstate Transfers	207	(excluded)	

PAROLE SUCCESS RATE (FY09)

65.0%

Parole Eligible Avg. Time on Parole (FY09)

1402 9.69 months

PAROLE RANDOM DRUG TESTING

Baseline test 1997 - 12.5% tested positive	
2007 Average	11.30% tested positive
2008 Average	14.56% tested positive
2009 Average	11.88% tested positive

PAROLE DISC SUCCESS RATE (FY09)

88.2%

(determined by the number of parolees that completed and discharged from parole and did not reconvict within 3 years of their parole discharge date)

WORK ETHIC CAMP

February 7, 2010

Design Capacity	Population Type	Actual Population	% of Capacity
100	Min. Custody ISP	72	133%
		61	
		133	

Number of persons executed, by year, 1977-2008

Year	Number of inmates executed
1977	1
1979	2
1981	1
1982	2
1983	5
1984	21
1985	18
1986	18
1987	25
1988	11
1989	16
1990	23
1991	14
1992	31
1993	38
1994	31
1995	56
1996	45
1997	74
1998	68
1999	98
2000	85
2001	66
2002	71
2003	65
2004	59
2005	60
2006	53
2007	42
2008	37

Source: Bureau of Justice Statistics

INSTITUTIONS / PROGRAMS

Average Cost Per Offender
(All facilities including Parole)
Nebraska FY 2009 \$27,671/year

Adult Parole Administration (APA)
Average Cost per Parolee per Year \$2,936
Cathy Gibson-Belz, Administrator
Folsom & West Prospector Place, Bldg. 15
Lincoln, NE 68522
(402) 471-2654

Community Corrections Center-Lincoln (CCC-L)
Community Custody
Average Cost per Inmate per Year \$16,773
Rex Richard, Warden
2720 West Van Dorn
Lincoln, NE 68522
(402) 471-0740

Community Corrections Center- Omaha (CCC-O)
Community Custody
Average Cost per Inmate per Year \$19,794
Ryan Mahr, Warden
2320 Avenue 'J'
Omaha, NE 68110
(402) 595-2010

Diagnostic & Evaluation Center (DEC)
Maximum Custody
Average Cost per Inmate per Year \$36,965
Mario Peart, Warden
3220 West Van Dorn
Lincoln, NE 68522
(402) 471-3330

Lincoln Correctional Center (LCC)
Maximum & Medium Custody
Average Cost per Inmate per Year \$38,889
Diane Sabatka-Rhine, Warden
3216 West Van Dorn
Lincoln, NE 68522
(402) 471-2861

Nebraska is one of only fourteen states nationwide having all adult facilities, industries, central office, staff training academy, and adult parole accredited through the can Correctional Association.

Nebraska Correctional Center for Women (NCCW)

Maximum, Medium & Minimum Custody
Average Cost per Inmate per Year \$37,726
John J. Dahm, Warden
1107 Recharge Road
York, NE 68467-8003
(402) 362-3317

Nebraska Correctional Youth Facility (NCYF)
Maximum, Medium & Minimum Custody
Average Cost per Inmate per Year \$58,424
Mike Kenney, Warden
2610 North 20th Street East
Omaha, NE 68110
(402) 595-2000

Nebraska State Penitentiary (NSP)
Maximum, Medium, Minimum Custody & Residential Treatment Community
Average Cost per Inmate per Year \$34,582
Dennis Bakewell, Warden
4201 South 14th Street
Lincoln, NE 68542
(402) 471-3161

Omaha Correctional Center (OCC)
Medium & Minimum Custody
Average Cost per Inmate per Year \$25,370
Karen Shortridge, Warden
2323 Avenue 'J'
Omaha, NE 68110
(402) 595-3964

Tecumseh State Correctional Institution (TSCI)
Maximum, Medium, Death Row & Intensive Management
Average Cost per Inmate per Year \$35,012
Fred Britten, Warden
2725 N. Highway 50
Tecumseh, NE 68450
(402) 335-5998

Work Ethic Camp, McCook (WEC)
Intensive Supervision Probationers & Minimum Custody
Average Cost per Offender (see below) *\$21,391
Barbara Lewien, Warden
2309 North Highway 83
McCook, NE 69001
(308) 345-8405

* WEC average cost is based on FY2009 avg number of offenders X avg length in program (which is 5 months).

Number of persons executed, by race, Hispanic origin, and method, 1977-2008

Method of execution	Number of persons executed				
	White*	Black*	Hispanic	American Indian*	Asian*
Total	648	390	84	8	6
Lethal injection	553	317	82	7	6
Electrocution	82	70	2	1	0
Lethal gas	8	3	0	0	0
Hanging	3	0	0	0	0
Firing squad	2	0	0	0	0

*Excludes persons of Hispanic/Latino origin.

Source: Bureau of Justice Statistics

NEBRASKA DEPARTMENT of CORRECTIONAL SERVICES

March 7, 2010

Robert P. Houston, Director

Robin Spindler, Deputy Director,
Administrative Services
Frank Hopkins, Deputy Director, Institutions
Larry Wayne, Deputy Director,
Programs & Community Services
Randy Kohl, Deputy Director, Health Services
John McGovern, Deputy Director,
Cornhusker State Industries



Folsom & West Prospector Place, Building 1
Lincoln, NE 68522
(402) 471-2654
FAX: (402) 479-5623
www.corrections.state.ne.us

MISSION STATEMENT

To serve and protect the public by providing control, humane care and program opportunities for those individuals placed in its custody and supervision, thereby facilitating their return to society as responsible persons.

INMATE POPULATION

March 7, 2010

POPULATION vs. DESIGN CAPACITY

	Design Capacity	Actual Population	% of Capacity
CCG-L	200	355	177.50%
CCC-O	90	153	170.00%
DEC	160	409	255.63%
LCC	308	483	156.82%
NCCW	275	266	96.73%
NCYF	68	92	135.29%
NSP	718	1103	153.62%
OCC	396	621	156.82%
TSC	960	914	95.21%

TOTAL DCS: (excludes WEC inmates)	3-7-10	3-7-09	138.46%	138.11%
	3175	4396		
	3175	4385		

CRIME TYPE OF POPULATION

Part I Offenses *	1842	41.9%
Part II Offenses**	2554	58.1%
TOTAL POPULATION	4396	

*1st Degree Murder, 2nd Degree Murder, Manslaughter, 1st Degree Assault, 1st Degree Sexual Assault, 1st Degree Sexual Assault of a Child, Robbery.

**All other offenses.

LIFE SENTENCES

Total Inmates Sentenced to Capital Punishment	12
Total Inmates Sentenced to Life w/out Parole	220
Total Inmates Sentenced to Life with Parole	88
Total Inmates Sentenced to Life w/out Parole (6-30-09)	220

0561

FACILITY SUCCESS RATE (FY09)

80.9%

ADMIT STATUS OF POPULATION - DEC

Admit Status	Population	% of Population
Sentenced	384	93.9%
90 Day Evaluator	12	2.9%
County Safekeeper	12	3.2%

TOTAL POPULATION 409

ADMIT STATUS OF POPULATION - NCCW

Admit Status	Population	% of Population
Sentenced	261	98.1%
County Safekeeper	3	1.1%
I.S. Transfer	2	0.7%

TOTAL POPULATION 266

(avg NCCW diag / eval unit pop is 40)

OFFENSE CATEGORY for MOST SERIOUS OFFENSE & PERCENT of TOTAL

POPULATION CONFINED (6-30-09)

Offense	Population	% of Population
Sex Offenses	736	16.6%
Drugs	652	14.7%
Assault	589	13.3%
Homicide	501	11.3%
Robbery	415	9.4%
Theft	369	8.3%
Motor Vehicle	349	7.9%
Burglary	347	7.8%
Fraud	143	3.2%
Other	105	2.4%
Weapons	80	1.8%
Restraint	61	1.4%
Morals	59	1.3%
Arson	21	0.5%

CUSTODY CLASSIFICATION

CUSTODY LEVEL	TOTAL PER CUSTODY LEVEL	% OF TOTAL
Maximum*	1463	33.3%
Medium	1201	27.3%
Minimum	1174	26.7%
Community	558	12.7%
TOTAL	4396	

*New admissions to the Diagnostic & Evaluation Center are classified as maximum until transferred to another facility.

RANDOM DRUG TESTING PROGRAM

Baseline test 6/1991 - 17.35% tested positive	
2007 Average	1.27% tested positive
2008 Average	1.20% tested positive
2009 Average	1.02% tested positive

PAROLE POPULATION

March 7, 2010

Regular Sentence	842	% of DCS Pop	16.07%
Interstate Transfers	203	(excluded)	

PAROLE SUCCESS RATE (FY09)

65.0%

Parole Eligible	1439	Avg. Time on Parole (FY09)	9.69 months
-----------------	------	----------------------------	-------------

PAROLE RANDOM DRUG TESTING

Baseline test 1997 - 12.5% tested positive	
2007 Average	11.30% tested positive
2008 Average	14.56% tested positive
2009 Average	11.88% tested positive

PAROLE DISC SUCCESS RATE (FY09)

88.2%

(determined by the number of parolees that completed and discharged from parole and did not reconvict within 3 years of their parole discharge date)

WORK ETHIC CAMP

March 7, 2010

Design Capacity	Population Type	Actual Population	% of Capacity
100	Min. Custody ISP	77	138%
		61	
		138	

Number of inmates received under sentence of death, 1993-2008

Year	Inmates received
1993	295
1994	328
1995	326
1996	323
1997	281
1998	306
1999	284
2000	235
2001	167
2002	169
2003	154
2004	140
2005	138
2006	122
2007	119
2008	111

Source: Bureau of Justice Statistics

Persons under sentence of death, by gender, race, and Hispanic origin, 12/31/2008

	Persons under sentence of death	
	Male	Female
White	1,758	40
Hispanic	347	4
Black	1,323	15
Hispanic	10	0
All other races*	68	3
Hispanic	10	2

*Includes American Indians, Alaska Natives, Asians, Native Hawaiians, and other Pacific Islanders.

Source: Bureau of Justice Statistics

INSTITUTIONS / PROGRAMS

Average Cost Per Offender
(All facilities including Parole)
Nebraska FY 2009 \$27,671/Year

Adult Parole Administration (APA)
Average Cost per Parolee per Year \$2,936
Cathy Gibson-Beltz, Administrator
Folsom & West Prospector Place, Bldg. 15
Lincoln, NE 68522
(402) 471-2654

Community Corrections Center-Lincoln (CCC-L)
Community Custody
Average Cost per Inmate per Year \$16,773
Rex Richard, Warden
2720 West Van Dorn
Lincoln, NE 68522
(402) 471-0740

Community Corrections Center- Omaha (CCC-O)
Community Custody
Average Cost per Inmate per Year \$19,794
Ryan Mahr, Warden
2320 Avenue 'J'
Omaha, NE 68110
(402) 595-2010

Diagnostic & Evaluation Center (DEC)
Maximum Custody
Average Cost per Inmate per Year \$36,965
Mario Peart, Warden
3220 West Van Dorn
Lincoln, NE 68522
(402) 471-3330

Lincoln Correctional Center (LCC)
Maximum & Medium Custody
Average Cost per Inmate per Year \$38,889
Diane Sabatka-Rhine, Warden
3216 West Van Dorn
Lincoln, NE 68522
(402) 471-2861

Nebraska is one of only fourteen states nationwide having all adult facilities, industries, central office, staff training program, and adult parole accredited through the International Correctional Association.

Nebraska Correctional Center for Women (NCCW)

Maximum, Medium & Minimum Custody
Average Cost per Inmate per Year \$37,726
John J. Dahm, Warden
1107 Recharge Road
York, NE 68467-8003
(402) 362-3317

Nebraska Correctional Youth Facility (NCYF)
Maximum, Medium & Minimum Custody
Average Cost per Inmate per Year \$58,424
Mike Kenney, Warden
2610 North 20th Street, East
Omaha, NE 68110
(402) 595-2000

Nebraska State Penitentiary (NSP)
Maximum, Medium, Minimum Custody & Residential Treatment Community
Average Cost per Inmate per Year \$34,582
Dennis Bakewell, Warden
4201 South 14th Street
Lincoln, NE 68542
(402) 471-3161

Omaha Correctional Center (OCC)
Medium & Minimum Custody
Average Cost per Inmate per Year \$25,370
Karen Shortridge, Warden
2323 Avenue 'J'
Omaha, NE 68110
(402) 595-3964

Tecumseh State Correctional Institution (TSCI)
Maximum, Medium, Death Row & Intensive Management
Average Cost per Inmate per Year \$35,012
Fred Britten, Warden
2725 N. Highway 50
Tecumseh, NE 68450
(402) 335-5998

Work Ethic Camp, McCook (WEC)
Intensive Supervision Probationers & Minimum Custody
*Average Cost per Offender (See Below) *\$21,391
Barbara Lewien, Warden
2309 North Highway 83
McCook, NE 69001
(308) 345-8405

* WEC average cost is based on FY2009 avg number of offenders X avg length in program (which is 5 months).

NE IMPRISONMENT GROWTH AT A GLANCE

Imprisonment Rate 1977: 83 (30th)	Female Imprisonment Rate 1977: 9 (20th)
Imprisonment Rate 2004: 230 (45th)	Female Imprisonment Rate 2004: 39 (40th)
Total Female Sentenced Prisoners 1977:	73
Total Female Sentenced Prisoners 2004:	348
Percent Increase 1977-2004:	377%
Average Annual Percent Increase 1977-2004:	7%
Percent Increase 1999-2004:	44%

Source: Institute on Women & Criminal Justice

NEBRASKA DEPARTMENT of CORRECTIONAL SERVICES

April 4, 2010

Robert P. Houston, Director

Robin Spindler, Deputy Director,
Administrative Services
Frank Hopkins, Deputy Director, Institutions
Larry Wayne, Deputy Director,
Programs & Community Services
Randy Kohl, Deputy Director, Health Services
John McGovern, Deputy Director,
Cornhusker State Industries



Folsom & West Prospector Place, Building 1
Lincoln, NE 68522
(402) 471-2654
FAX: (402) 479-5623
www.corrections.state.ne.us

MISSION STATEMENT

To serve and protect the public by providing control, humane care and program opportunities for those individuals placed in its custody and supervision, thereby facilitating their return to society as responsible persons.

INMATE POPULATION

April 4, 2010

POPULATION vs. DESIGN CAPACITY

	Design Capacity	Actual Population	% of Capacity
CCCL	200	364	182.00%
CCC-O	90	151	167.78%
DEC	160	394	246.25%
LCC	308	481	156.17%
NCCW	275	280	101.82%
NCYF	68	90	132.35%
NSP	718	1110	154.60%
OCC	396	615	155.30%
TSC	960	901	93.85%

TOTAL DCS: (excludes WEC inmates)
 4-4-10 3175 4386 138.14%
 4-4-09 3175 4442 139.91%

CRIME TYPE of POPULATION

Part I Offenses * 1844 42.0%
 Part II Offenses** 2542 58.0%
TOTAL POPULATION 4386

*1st Degree Murder, 2nd Degree Murder, Manslaughter,
 1st Degree Assault, 1st Degree Sexual Assault,
 1st Degree Sexual Assault of a Child, Robbery.

**All other offenses.

LIFE SENTENCES

Total Inmates Sentenced to Capital Punishment 12
 Total Inmates Sentenced to Life w/out Parole 220
 Total Inmates Sentenced to Life with Parole 89
 (6-30-09)
 Total Inmates Sentenced to Life w/out Parole 220

2561

FACILITY SUCCESS RATE (FY09)

80.9%

ADMIT STATUS of POPULATION - DEC

Admit Status	Population	% of Population
Sentenced	362	91.9%
90 Day Evaluator	15	3.8%
County Safekeeper	16	4.1%
I.S. Transfer	1	0.3%
TOTAL POPULATION	394	

ADMIT STATUS of POPULATION - NCCW

Admit Status	Population	% of Population
Sentenced	276	98.6%
County Safekeeper	2	0.7%
I.S. Transfer	2	0.7%
TOTAL POPULATION	280	

(avg NCCW diag / eval unit pop is 40)

OFFENSE CATEGORY for MOST SERIOUS OFFENSE & PERCENT of TOTAL

POPULATION CONFINED (6-30-09)

Offense	Population	% of Population
Sex Offenses	736	16.6%
Drugs	652	14.7%
Assault	589	13.3%
Homicide	501	11.3%
Robbery	415	9.4%
Theft	369	8.3%
Motor Vehicle	349	7.9%
Burglary	347	7.8%
Fraud	143	3.2%
Other	105	2.4%
Weapons	80	1.8%
Restraint	61	1.4%
Morals	59	1.3%
Arson	21	0.5%

CUSTODY CLASSIFICATION

CUSTODY LEVEL	TOTAL PER CUSTODY LEVEL	% OF TOTAL
Maximum*	1436	32.7%
Medium	1174	26.8%
Minimum	1213	27.7%
Community	463	12.9%
TOTAL	4386	

*New admissions to the Diagnostic & Evaluation Center are classified as maximum until transferred to another facility.

RANDOM DRUG TESTING PROGRAM

Baseline test 6/1991 - 17.35% tested positive
 2007 Average 1.27% tested positive
 2008 Average 1.20% tested positive
 2009 Average 1.02% tested positive

PAROLE POPULATION

April 4, 2010

Regular Sentence 865 % of DCS Pop 16.47%
 Interstate Transfers 199 (excluded)

PAROLE SUCCESS RATE (FY09)

65.0%

Parole Eligible 1401 Avg. Time on Parole (FY09) 9.69 months

PAROLE RANDOM DRUG TESTING

Baseline test 1997 - 12.5% tested positive
 2007 Average 11.30% tested positive
 2008 Average 14.56% tested positive
 2009 Average 11.88% tested positive

PAROLE DISC SUCCESS RATE (FY09)

88.2%

(determined by the number of parolees that completed and discharged from parole and did not re-arrest within 3 years of their parole discharge date)

WORK ETHIC CAMP

April 4, 2010

Design Capacity	Population Type	Actual Population	% of Capacity
100	Min. Custody ISP	86	86%
		152	152%

U.S. IMPRISONMENT AT A GLANCE

Imprisonment Rate 1977: 129 Female Imprisonment Rate 1977: 10
 Imprisonment Rate 2004: 486 Female Imprisonment Rate 2004: 64

Total Female Sentenced Prisoners 1977: 11,212
 Total Female Sentenced Prisoners 2004: 96,125

Percent Increase 1977-2004: 757 %
 Average Annual Percent Increase 1977-2004: 8 %
 Percent Increase 1999-2004: 17 %

Source: Institute on Women & Criminal Justice

INSTITUTIONS / PROGRAMS

Average Cost Per Offender
(All facilities including Parole)
Nebraska: FY 2009 \$27,671/Year

Adult Parole Administration (APA)
Average Cost per Parolee per Year \$2,936
Cathy Gibson-Belitz, Administrator
Folsom & West Prospector Place, Bldg. 15
Lincoln, NE 68522
(402) 471-2654

Community Corrections Center-Lincoln (CCC-L)
Community Custody
Average Cost per Inmate per Year \$16,773
Rex Richard, Warden
2720 West Van Dorn
Lincoln, NE 68522
(402) 471-0740

Community Corrections Center- Omaha (CCC-O)
Community Custody
Average Cost per Inmate per Year \$19,794
Ryan Mahr, Warden
2320 Avenue 'J'
Omaha, NE 68110
(402) 595-2010

Diagnostic & Evaluation Center (DEC)
Maximum Custody
Average Cost per Inmate per Year \$36,965
Mario Peart, Warden
3220 West Van Dorn
Lincoln, NE 68522
(402) 471-3330

Lincoln Correctional Center (LCC)
Maximum & Medium Custody
Average Cost per Inmate per Year \$38,889
Diane Sabatka-Rine, Warden
3216 West Van Dorn
Lincoln, NE 68522
(402) 471-2861

Nebraska is one of only fourteen states nationwide having all adult facilities, industries, central office, staff training academy, and adult parole accredited through the National Correctional Association.

Nebraska Correctional Center for Women (NCCW)

Maximum, Medium & Minimum Custody
Average Cost per Inmate per Year \$37,726
John J. Dahm, Warden
1107 Recharge Road
York, NE 68467-8003
(402) 362-3317

Nebraska Correctional Youth Facility (NCYF)
Maximum, Medium & Minimum Custody
Average Cost per Inmate per Year \$58,424
Mike Kenney, Warden
2610 North 20th Street East
Omaha, NE 68110
(402) 595-2000

Nebraska State Penitentiary (NSP)
Maximum, Medium, Minimum Custody & Residential Treatment Community
Average Cost per Inmate per Year \$34,582
Dennis Bakewell, Warden
4201 South 14th Street
Lincoln, NE 68542
(402) 471-3161

Omaha Correctional Center (OCC)
Medium & Minimum Custody
Average Cost per Inmate per Year \$25,370
Karen Shortridge, Warden
2323 Avenue 'J'
Omaha, NE 68110
(402) 595-3964

Tecumseh State Correctional Institution (TSCI)
Maximum, Medium, Death Row & Intensive Management
Average Cost per Inmate per Year \$35,012
Fred Britten, Warden
2725 N. Highway 50
Tecumseh, NE 68450
(402) 335-5998

Work Ethic Camp, McCook (WEC)
Intensive Supervision Probationers & Minimum Custody
Average Cost per Offender (see below) *\$21,391
Barbara Lewien, Warden
2309 North Highway 83
McCook, NE 69001
(308) 345-8405

* WEC average cost is based on FY2009 avg number of offenders X avg length in program (which is 5 months).

Adults on parole, by most serious offense, 2008

Source: Bureau of Justice Statistics

Region and jurisdiction	Parole population, 12/31/2008	Number of adults on parole, 2008					Unknown or not reported
		Violent	Property	Drug	Weapon	Other ^a	
U.S. total	828,169	185,022	168,502	269,634	21,206	76,691	111,114
Federal	98,629	6,333	17,551	52,550	12,411	9,631	153
State	729,540	178,689	150,951	213,084	8,795	67,060	110,961
Midwest	141,898	33,925	38,363	38,301	2,828	9,476	19,005
Illinois ^a	33,683	7,272	9,611	14,133	1,850	817	0
Indiana	10,637	313	2,927	2,561	297	4,539	0
Iowa	3,159	279	666	1,481	**	733	0
Kansas	4,958	2,484	319	1,122	**	558	475
Michigan ^b	22,523	5,879	12,635	4,009	**	0	0
Minnesota	5,081	2,112	490	2,039	171	266	3
Missouri	20,683	4,350	6,558	8,289	310	1,163	13
Nebraska	846	193	266	258	9	119	1
North Dakota	384	**	**	**	**	**	384
Ohio	19,119	10,802	4,321	2,524	191	1,281	0
South Dakota	2,720	241	570	1,885	0	0	24
Wisconsin	18,105	**	**	**	**	**	18,105

NEBRASKA DEPARTMENT of CORRECTIONAL SERVICES

May 6, 2010

Robert P. Houston, Director

Robin Spindler, Deputy Director,
Administrative Services
Frank Hopkins, Deputy Director, Institutions
Larry Wayne, Deputy Director,
Programs & Community Services
Randy Kohl, Deputy Director, Health Services
John McGovern, Deputy Director,
Cornhusker State Industries



Folsom & West Prospector Place, Building 1
Lincoln, NE 68522
(402) 471-2654
FAX: (402) 479-5623
www.corrections.state.ne.us

MISSION STATEMENT

To serve and protect the public by providing control, humane care and program opportunities for those individuals placed in its custody and supervision, thereby facilitating their return to society as responsible persons.

INMATE POPULATION

May 6, 2010

POPULATION vs. DESIGN CAPACITY

	Design Capacity	Actual Population	% of Capacity
CCCL	200	375	187.50%
CCC-O	90	150	166.67%
DEC	160	369	230.63%
LCC	308	490	159.09%
NCCW	275	280	101.82%
NCYF	68	92	135.29%
NSP	718	1112	154.87%
OCC	396	642	162.12%
TSC	960	922	96.04%

TOTAL DCS: (excludes WEC inmates)
 5-6-10 3175 4432 139.59%
 5-6-09 3175 4552 143.37%

CRIME TYPE of POPULATION

Part I Offenses * 1858 41.9%
 Part II Offenses ** 2574 58.1%
TOTAL POPULATION 4432

*1st Degree Murder, 2nd Degree Murder, Manslaughter,
 1st Degree Assault, 1st Degree Sexual Assault,
 1st Degree Sexual Assault of a Child, Robbery.

**All other offenses.

LIFE SENTENCES

Total Inmates Sentenced to Capital Punishment 12
 Total Inmates Sentenced to Life w/out Parole 220
 Total Inmates Sentenced to Life with Parole 89
 Total Inmates Sentenced to Life w/out Parole (6-30-09) 220

561

FACILITY SUCCESS RATE (FY09)

80.9%

ADMIT STATUS of POPULATION - DEC

Admit Status	Population	% of Population
Sentenced	334	90.5%
90 Day Evaluator	15	4.1%
County Safekeeper	18	4.9%
I.S. Transfer	2	0.5%
TOTAL POPULATION	369	

ADMIT STATUS of POPULATION - NCCW

Admit Status	Population	% of Population
Sentenced	273	97.5%
90 Day Evaluator	3	1.1%
County Safekeeper	2	0.7%
I.S. Transfer	2	0.7%
TOTAL POPULATION	280	

(avg NCCW diag / eval unit pop is 40)

OFFENSE CATEGORY for MOST SERIOUS OFFENSE & PERCENT of TOTAL

POPULATION CONFINED (6-30-09)

Offense	Population	% of Population
Sex Offenses	736	16.6%
Drugs	652	14.7%
Assault	589	13.3%
Homicide	501	11.3%
Robbery	415	9.4%
Theft	369	8.3%
Motor Vehicle	349	7.9%
Burglary	347	7.8%
Fraud	143	3.2%
Other	105	2.4%
Weapons	80	1.8%
Restraint	61	1.4%
Morals	59	1.3%
Arson	21	0.5%

CUSTODY CLASSIFICATION

CUSTODY LEVEL	TOTAL PER CUSTODY LEVEL	% OF TOTAL
Maximum*	1432	32.3%
Medium	1205	27.2%
Minimum	1231	27.8%
Community	564	12.7%
TOTAL	4432	

*New admissions to the Diagnostic & Evaluation Center are classified as maximum until transferred to another facility.

RANDOM DRUG TESTING PROGRAM

Baseline test 6/1991 - 17.35% tested positive
 2008 Average 1.20% tested positive
 2009 Average 1.02% tested positive
 2010 1st QT Avg 1.43% tested positive

PAROLE POPULATION

May 6, 2010

Regular Sentence 852 % of DCS Pop 16.12%
 Interstate Transfers 203 (excluded)

PAROLE SUCCESS RATE (FY09)

65.0%

Parole Eligible Avg. Time on Parole (FY09)
 1420 9.69 months

PAROLE RANDOM DRUG TESTING

Baseline test 1997 - 12.5% tested positive
 2008 Average 14.56% tested positive
 2009 Average 11.88% tested positive
 2010 1st QT Avg 12.24% tested positive

PAROLE DISC SUCCESS RATE (FY09)

88.2%

(determined by the number of parolees that completed and discharged from parole and did not reconvict within 3 years of their parole discharge date)

WORK ETHIC CAMP

May 6, 2010

Design Capacity	Population	Actual Population	% of Capacity
100	Min. Custody ISP	95 59 154	154%

Adults on parole, by race and Hispanic origin, 2008

Source: Bureau of Justice Statistics

Region and jurisdiction	Parole population, 12/31/2008	Number of adults on parole, 2008							
		White	Black/African American	Hispanic or Latino	American Indian/Alaskan Native	Asian	Native Hawaiian/Other Pacific Islander	Two or more races	Unknown or not reported
U.S. total	828,169	326,730	304,866	151,602	8,306	5,383	2,245	120	28,917
Federal	98,629	35,474	37,275	21,138	1,958	2,382	217	0	185
State	729,540	291,256	267,591	130,464	6,348	3,001	2,028	120	28,732
Midwest	141,898	69,506	61,099	8,451	2,013	533	6	10	280
Illinois ^b	33,683	9,597	19,444	4,484	42	95	**	**	21
Indiana	10,637	6,189	3,941	443	25	8	6	10	15
Iowa	3,159	2,464	501	122	50	22	-	**	0
Kansas	4,958	2,854	1,405	533	69	42	**	**	55
Michigan	22,523	10,225	11,826	225	157	45	0	0	45
Minnesota	5,081	3,090	1,170	396	323	101	**	**	1
Missouri	20,683	13,464	6,695	406	66	34	0	0	18
Nebraska	846	522	187	102	23	11	0	**	1
North Dakota	384	287	18	19	60	0	0	0	0
Ohio	19,119	10,477	8,412	153	38	20	0	0	19
South Dakota	2,720	1,870	140	71	603	**	**	**	36
Wisconsin ^d	18,105	8,467	7,360	1,497	557	155	**	**	69

INSTITUTIONS / PROGRAMS

Average Cost Per Offender
(All facilities including Parole)
Nebraska FY 2009 \$27,671/year

Adult Parole Administration (APA)
Average Cost per Parolee per Year \$2,936
Cathy Gibson-Beltz, Administrator
Folsom & West Prospector Place, Bldg. 15
Lincoln, NE 68522
(402) 471-2654

Community Corrections Center-Lincoln (CCC-L)
Community Custody
Average Cost per Inmate per Year \$16,773
Rex Richard, Warden
2720 West Van Dom
Lincoln, NE 68522
(402) 471-0740

Community Corrections Center-Omaha (CCC-O)
Community Custody
Average Cost per Inmate per Year \$19,794
Ryan Mahn, Warden
2320 Avenue 'J'
Omaha, NE 68110
(402) 595-2010

Diagnostic & Evaluation Center (DEC)
Maximum Custody
Average Cost per Inmate per Year \$36,965
Mario Peart, Warden
3220 West Van Dorn
Lincoln, NE 68522
(402) 471-3330

Lincoln Correctional Center (LCC)
Maximum & Medium Custody
Average Cost per Inmate per Year \$38,889
Diane Sabatka-Rine, Warden
3216 West Van Dorn
Lincoln, NE 68522
(402) 471-2861

Nebraska is one of only fourteen states nationwide having adult facilities, industries, central office, staff training academy, and adult parole accredited through the Near Correctional Association.

Nebraska Correctional Center for Women (NCCW)

Maximum, Medium & Minimum Custody
Average Cost per Inmate per Year \$37,726
John J. Dahm, Warden
1107 Recharge Road
York, NE 68467-8003
(402) 362-3317

Nebraska Correctional Youth Facility (NCYF)
Maximum, Medium & Minimum Custody
Average Cost per Inmate per Year \$58,424
Mike Kenney, Warden
2610 North 20th Street East
Omaha, NE 68110
(402) 595-2000

Nebraska State Penitentiary (NSP)
Maximum, Medium, Minimum Custody & Residential Treatment Community
Average Cost per Inmate per Year \$34,582
Dennis Bakewell, Warden
4201 South 14th Street
Lincoln, NE 68542
(402) 471-3161

Omaha Correctional Center (OCC)
Medium & Minimum Custody
Average Cost per Inmate per Year \$25,370
Karen Shortridge, Warden
2323 Avenue 'J'
Omaha, NE 68110
(402) 595-3964

Tecumseh State Correctional Institution (TSCI)
Maximum, Medium, Death Row & Intensive Management
Average Cost per Inmate per Year \$35,012
Fred Britten, Warden
2725 N. Highway 50
Tecumseh, NE 68450
(402) 335-5998

Work Ethic Camp, McCook (WEC)
Intensive Supervision Probationers & Minimum Custody
Average Cost per Offender (see below) *\$21,391
Barbara Lewien, Warden
2309 North Highway 83
McCook, NE 68001
(308) 345-8405

* WEC average cost is based on FY2009 avg number of offenders X avg length in program (which is 5 months).

Characteristics of adults on parole, 2000, 2004, and 2008

Characteristics	Percent of adults on parole		
	2000	2004	2008
Total	100%	100%	100%
Gender			
Male	88%	88%	88%
Female	12	12	12
Race and Hispanic origin			
White ¹	38%	40%	41%
Black ²	40	40	38
Hispanic or Latino	21	18	19
American Indian/Alaska Native ³	1	1	1
Asian/Native Hawaiian/other Pacific Islander ⁴	-	1	1
Two or more races ⁵	-	-	-
Status of supervision			
Active	83%	84%	85%
Inactive	4	3	4
Abscorder	7	7	6
Supervised out of state	5	4	4
Financial conditions remaining	-	-	-
Other ⁶	1	1	1
Maximum sentence to incarceration			
Less than 1 year	3%	5%	6%
1 year or more	97	95	94
Most serious offense			
Violent	-	25%	26%
Property	-	26	23
Drug	-	38	37
Weapon	-	-	3
Other ⁷	-	12	11

Note: Each characteristic includes persons of unknown type. Detail may not sum to total because of rounding. See appendix tables 16 to 20 for 2008 data by jurisdiction.

¹Less than 0.5%.
²Not available.
³Excludes persons of Hispanic origin.
⁴Includes public-order offenses.

Source: Bureau of Justice Statistics

NEBRASKA DEPARTMENT of CORRECTIONAL SERVICES

June 8, 2010

Robert P. Houston, Director
Robin Spindler, Deputy Director,
Administrative Services
Frank Hopkins, Deputy Director, Institutions
Larry Wayne, Deputy Director,
Programs & Community Services
Randy Kohli, Deputy Director, Health Services
John McGovern, Deputy Director,
Cornhusker State Industries



Folsom & West Prospector Place, Building 1
Lincoln, NE 68522
(402) 471-2654
FAX: (402) 479-5623
www.corrections.nebraska.gov

MISSION STATEMENT
To serve and protect the public by providing control, humane care and program opportunities for those individuals placed in its custody and supervision, thereby facilitating their return to society as responsible persons.

INMATE POPULATION

June 8, 2010

POPULATION vs. DESIGN CAPACITY

	Design Capacity	Actual Population	% of Capacity
CCC-L	200	376	188.00%
CCC-O	90	153	170.00%
DEC	160	350	218.75%
LCC	308	505	163.96%
NCCW	275	279	101.45%
NCCYF	68	91	133.82%
NSP	718	1137	158.36%
OCC	396	658	166.16%
TSC	960	922	96.04%

TOTAL DCS: (excludes WEC inmates)			
6-8-10	3175	4471	140.82%
6-8-09	3175	4441	139.87%

CRIME TYPE of POPULATION

Part I Offenses *	1858	41.9%
Part II Offenses **	2574	58.1%
TOTAL POPULATION	4432	

*1st Degree Murder, 2nd Degree Murder, Manslaughter, 1st Degree Assault, 1st Degree Sexual Assault, 1st Degree Sexual Assault of a Child, Robbery.

**All other offenses.

LIFE SENTENCES

Total Inmates Sentenced to Capital Punishment	12
Total Inmates Sentenced to Life w/out Parole	220
Total Inmates Sentenced to Life with Parole (6-30-09)	89
Total Inmates Sentenced to Life w/out Parole	220

9561

FACILITY SUCCESS RATE (FY09)

80.9%

ADMIT STATUS of POPULATION - DEC

Admit Status	Population	% of Population
Sentenced	325	90.5%
90 Day Evaluator	9	4.1%
County Safekeeper	18	4.9%
I.S. Transfer	2	0.5%
TOTAL POPULATION	369	

ADMIT STATUS of POPULATION - NCCW

Admit Status	Population	% of Population
Sentenced	273	97.8%
90 Day Evaluator	3	1.1%
County Safekeeper	1	0.4%
I.S. Transfer	2	0.7%
TOTAL POPULATION	279	

(avg NCCW diag / eval unit pop is 40)

OFFENSE CATEGORY for MOST SERIOUS OFFENSE & PERCENT of TOTAL POPULATION CONFINED (6-30-09)

Offense	Population	% of Population
Sex Offenses	736	16.6%
Drugs	652	14.7%
Assault	589	13.3%
Homicide	501	11.3%
Robbery	415	9.4%
Theft	369	8.3%
Motor Vehicle	349	7.9%
Burglary	347	7.8%
Fraud	143	3.2%
Other	105	2.4%
Weapons	80	1.8%
Restraint	61	1.4%
Morals	59	1.3%
Arson	21	0.5%

CUSTODY CLASSIFICATION

CUSTODY LEVEL	TOTAL PER CUSTODY LEVEL	% OF TOTAL
Maximum*	1404	31.4%
Medium	1246	27.9%
Minimum	1252	28.0%
Community	569	12.7%
TOTAL	4471	

*New admissions to the Diagnostic & Evaluation Center are classified as maximum until transferred to another facility.

RANDOM DRUG TESTING PROGRAM

Baseline test 6/1991 - 17.35% tested positive	
2008 Average	1.20% tested positive
2009 Average	1.02% tested positive
2010 1 st QT Avg	1.43% tested positive

PAROLE POPULATION

June 8, 2010

Regular Sentence	827	% of DCS Pop	15.61%
Interstate Transfers	204	(excluded)	

PAROLE SUCCESS RATE (FY09)

65.0%

Parole Eligible	1451	Avg. Time on Parole (FY09)	9.69 months
-----------------	------	----------------------------	-------------

PAROLE RANDOM DRUG TESTING

Baseline test 1997 - 12.5% tested positive	
2008 Average	14.56% tested positive
2009 Average	11.88% tested positive
2010 1 st QT Avg	12.24% tested positive

PAROLE DISC SUCCESS RATE (FY09)

88.2%

(determined by the number of parolees that completed and discharged from parole and did not re-arrest within 3 years of their parole discharge date)

WORK ETHIC CAMP

June 8, 2010

Design Capacity	Population Type	Actual Population	% of Capacity
100	Min. Custody ISP	88	156%
		68	
		156	

Characteristics of adults on probation, 2000, 2004, and 2008

Characteristics	Percent of adults on probation		
	2000	2004	2008
Racial	100%	100%	100%
Male	78%	77%	76%
Female	22	23	24
Race and Hispanic origin			
White ¹	54%	56%	56%
Black ²	31	30	29
Hispanic or Latino	13	12	13
American Indian/Alaska Native ³	1	1	1
Asian/Native Hawaiian/other Pacific Islander ⁴	1	1	1
Two or more races⁵			
Status of supervision			
Active	76%	74%	71%
Residential/other treatment program			
Financial conditions remaining			
Inactive	9	9	8
Absconder	9	9	8
Supervised out of jurisdiction	3	2	3
Warrant status			
Other	3	5	6
Type of offense			
Felony	52%	49%	49%
Misdemeanor	46	50	48
Other infractions	2	1	2
Most serious offense			
Violent		19%	19%
Property		23	25
Drug	24	26	29
Public-order ⁶	24	22	17
Other ⁷	52	10	10

Note: Each characteristic includes persons of unknown type. Detail may not sum to total because of rounding. See appendix tables 6 to 10 for 2008 data by jurisdiction.

¹Less than 0.5%.

²Not available.

³Excludes persons of Hispanic origin.

⁴Includes driving while intoxicated and minor traffic offenses only.

⁵Includes violent and property offenses in 2000 because those data were not collected separately.

Source: Bureau of Justice Statistics

INSTITUTIONS / PROGRAMS

Average Cost Per Offender
(All facilities including Parole)
Nebraska FY 2009 \$27,671/year

Adult Parole Administration (APA)
Average Cost per Parolee per Year \$2,936
Cathy Gibson-Beltz, Administrator
Folsom & West Prospector Place, Bldg. 15
Lincoln, NE 68522
(402) 471-2654

Community Corrections Center-Lincoln (CCC-L)
Community Custody
Average Cost per Inmate per Year \$16,773
Rex Richard, Warden
2720 West Van Dorn
Lincoln, NE 68522
(402) 471-0740

Community Corrections Center-Omaha (CCC-O)
Community Custody
Average Cost per Inmate per Year \$19,794
Charles West, Warden
2320 Avenue 'J'
Omaha, NE 68110
(402) 595-2010

Diagnostic & Evaluation Center (DEC)
Maximum Custody
Average Cost per Inmate per Year \$36,965
Mario Peart, Warden
3220 West Van Dorn
Lincoln, NE 68522
(402) 471-3330

Lincoln Correctional Center (LCC)
Maximum & Medium Custody
Average Cost per Inmate per Year \$38,889
Diane Sabatka-Rine, Warden
3216 West Van Dorn
Lincoln, NE 68522
(402) 471-2861

Nebraska is one of only fourteen states nationwide having all adult facilities, industries, central office, staff training academy, and adult parole accredited through the American Correctional Association.

Nebraska Correctional Center for Women (NCCW)

Maximum, Medium & Minimum Custody
Average Cost per Inmate per Year \$37,726
John J. Dahm, Warden
1107 Recharge Road
York, NE 68467-8003
(402) 362-3317

Nebraska Correctional Youth Facility (NCYF)
Maximum, Medium & Minimum Custody
Average Cost per Inmate per Year \$58,424
Ryan Mahr, Warden
2610 North 20th Street East
Omaha, NE 68110
(402) 595-2000

Nebraska State Penitentiary (NSP)
Maximum, Medium, Minimum Custody & Residential Treatment Community
Average Cost per Inmate per Year \$34,582
Dennis Bakewell, Warden
4201 South 14th Street
Lincoln, NE 68542
(402) 471-3161

Omaha Correctional Center (OCC)
Medium & Minimum Custody
Average Cost per Inmate per Year \$25,370
Mike Kenney, Warden
2323 Avenue 'J'
Omaha, NE 68110
(402) 595-3964

Tecumseh State Correctional Institution (TSCI)
Maximum, Medium, Death Row & Intensive Management
Average Cost per Inmate per Year \$35,012
Fred Britten, Warden
2725 N. Highway 50
Tecumseh, NE 68450
(402) 335-5998

Work Ethic Camp, McCook (WEC)
Intensive Supervision Probationers & Minimum Custody
Average Cost per Offender (see below) *\$21,391
Barbara Lewten, Warden
2309 North Highway 83
McCook, NE 69001
(308) 345-8405

* WEC average cost is based on FY2009 avg number of offenders X avg length in program (which is 5 months).

Reported number of inmates under age 18 held in custody in state prisons, by sex, region, and jurisdiction, June 30, 2008 and 2009

Region and jurisdiction	2008			2009		
	Total	Male	Female	Total	Male	Female
State	2,717	2,626	91	2,778	2,644	134
Midwest	476	458	18	499	488	11
Illinois	77	74	3	106	105	1
Indiana	63	62	1	54	54	0
Iowa	16	16	0	13	13	0
Kansas	4	3	1	5	5	0
Michigan	140	137	3	132	129	3
Minnesota	13	13	0	13	11	2
Missouri	26	25	1	31	30	1
Nebraska	15	15	0	21	19	2
North Dakota	0	0	0	0	0	0
Ohio	75	73	2	86	84	2
South Dakota ^b	0	0	0	1	1	0
Wisconsin	47	40	7	37	37	0

^bCounts include those held in privately-operated facilities.

Source: Bureau of Justice Statistics

NEBRASKA DEPARTMENT of CORRECTIONAL SERVICES

July 7, 2010

Robert P. Houston, Director

Robin Spindler, Deputy Director,
Administrative Services
Frank Hopkins, Deputy Director, Institutions
Larry Wayne, Deputy Director,
Programs & Community Services
Randy Kohl, Deputy Director, Health Services
John McGovern, Deputy Director,
Cornhusker State Industries



Folsom & West Prospector Place, Building 1
Lincoln, NE 68522
(402) 471-2654
FAX: (402) 479-5623
www.corrections.nebraska.gov

MISSION STATEMENT

To serve and protect the public by providing control, humane care and program opportunities for those individuals placed in its custody and supervision, thereby facilitating their return to society as responsible persons.

INMATE POPULATION

July 7, 2010

POPULATION vs. DESIGN CAPACITY

	Design Capacity	Actual Population	% of Capacity
CCC-L	200	353	176.50%
CCC-O	90	157	174.44%
DEC	160	375	234.38%
LCC	308	499	162.01%
NCCW	275	290	105.45%
NCCYF	68	92	135.29%
NSP	718	1123	156.41%
OCC	396	636	160.61%
TSC	960	933	97.19%

TOTAL DCS: (excludes WEC inmates)
 7-7-10 3175 4458 140.41%
 7-7-09 3175 4457 140.38%

CRIME TYPE OF POPULATION

Part I Offenses * 1866 41.9%
 Part II Offenses ** 2592 58.1%
TOTAL POPULATION 4458

*1st Degree Murder, 2nd Degree Murder, Manslaughter,
 1st Degree Assault, 1st Degree Sexual Assault,
 1st Degree Sexual Assault of a Child, Robbery.
 **All other offenses.

LIFE SENTENCES

Total Inmates Sentenced to Capital Punishment 12
 Total Inmates Sentenced to Life w/out Parole 221
 Total Inmates Sentenced to Life with Parole 91
 Total Inmates Sentenced to Life w/out Parole (6-30-10) 221

8561

FACILITY SUCCESS RATE (FY09)

80.9%

ADMIT STATUS OF POPULATION - DEC

Admit Status	Population	% of Population
Sentenced	349	93.1%
90 Day Evaluator	6	1.6%
County Safekeeper	17	4.5%
I.S. Transfer	3	0.8%
TOTAL POPULATION	375	

ADMIT STATUS OF POPULATION - NCCW

Admit Status	Population	% of Population
Sentenced	282	97.2%
90 Day Evaluator	0	0.0%
County Safekeeper	6	2.1%
I.S. Transfer	2	0.7%
TOTAL POPULATION	290	

(avg NCCW diag / eval unit pop is 40)

OFFENSE CATEGORY for MOST SERIOUS OFFENSE & PERCENT OF TOTAL

Offense	Population	% of Population
Sex Offenses	769	17.1%
Drugs	612	13.6%
Assault	585	13.0%
Homicide	510	11.4%
Robbery	401	8.9%
Burglary	366	8.2%
Theft	359	8.0%
Motor Vehicle	346	7.7%
Fraud	151	3.4%
Other	129	2.9%
Weapons	102	2.3%
Morals	66	1.5%
Restraint	64	1.4%
Arson	28	0.6%

CUSTODY CLASSIFICATION

CUSTODY LEVEL	TOTAL PER CUSTODY LEVEL	% OF TOTAL
Maximum*	1459	32.7%
Medium	1241	27.8%
Minimum	1214	27.2%
Community	544	12.2%
TOTAL	4458	

*New admissions to the Diagnostic & Evaluation Center are classified as maximum until transferred to another facility.

RANDOM DRUG TESTING PROGRAM

Baseline test 6/1991 - 17.35% tested positive
 2008 Average 1.20% tested positive
 2009 Average 1.02% tested positive
 2010 1st QT Avg 1.43% tested positive

PAROLE POPULATION

July 7, 2010

Regular Sentence 839 % of DCS Pop 15.84%
 Interstate Transfers 207 (excluded)

PAROLE SUCCESS RATE (FY09)

65.0%

Parole Eligible 1398 Avg. Time on Parole (FY10) 9.83 months

PAROLE RANDOM DRUG TESTING

Baseline test 1997 - 12.5% tested positive
 2008 Average 14.56% tested positive
 2009 Average 11.88% tested positive
 2010 1st QT Avg 12.24% tested positive

PAROLE DISC SUCCESS RATE (FY09)

88.2%

(determined by the number of parolees that completed and discharged from parole and did not re-arrest within 3 years of their parole discharge date)

WORK ETHIC CAMP

July 7, 2010

Design Capacity	Population Type	Actual Population	% of Capacity
100	Min. Custody ISP	96	177%
		81	
		177	

Reported number of non-U.S. citizens held in custody in state or federal prisons, by sex, region, and jurisdiction, June 30, 2008 and 2009

Region and jurisdiction	2008			2009		
	Total	Male	Female	Total	Male	Female
U.S. total	93,682	86,971	3,936	94,498	90,567	3,931
Federal	28,995	26,908	2,087	30,445	28,404	2,041
State	64,687	60,063	1,849	64,053	62,163	1,890
Midwest	4,989	4,829	160	5,352	5,197	155
Illinois	1,746	1,698	48	1,946	1,900	46
Indiana	468	454	14	504	496	8
Iowa	186	183	3	151	148	3
Kansas	283	278	5	287	283	4
Michigan	615	608	7	680	670	10
Minnesota	311	302	9	469	452	17
Missouri ^b	440	411	29	452	428	24
Nebraska	187	184	3	204	200	4
North Dakota	12	11	1	14	13	1
Ohio	685	644	41	584	548	36
South Dakota	56	56	0	61	59	2
Wisconsin	/	/	/	/	/	/

^bNon-U.S. citizen defined as foreign-born.

Source: Bureau of Justice Statistics

INSTITUTIONS / PROGRAMS

Average Cost Per Offender
(All facilities including Parole)
Nebraska FY 2010 \$28,773/year

Adult Parole Administration (APA)
Average Cost per Parolee per Year \$3,560
Cathy Gibson-Beltz, Administrator
Folsom & West Prospector Place, Bldg. 15
Lincoln, NE 68522
(402) 471-2654

Community Corrections Center-Lincoln (CCC-L)
Community Custody
Average Cost per Inmate per Year \$17,876
Rex Richard, Warden
2720 West Van Dom
Lincoln, NE 68522
(402) 471-0740

Community Corrections Center-Omaha (CCC-O)
Community Custody
Average Cost per Inmate per Year \$21,491
Charles West, Warden
2320 Avenue 'J'
Omaha, NE 68110
(402) 595-2010

Diagnostic & Evaluation Center (DEC)
Maximum Custody
Average Cost per Inmate per Year \$33,397
Mario Peart, Warden
3220 West Van Dom
Lincoln, NE 68522
(402) 471-3330

Lincoln Correctional Center (LCC)
Maximum & Medium Custody
Average Cost per Inmate per Year \$40,129
Diane Sabatka-Rine, Warden
3216 West Van Dom
Lincoln, NE 68522
(402) 471-2861

Nebraska is one of only fourteen states nationwide having all adult facilities, industries, central office, staff training academy, and adult parole accredited through the **American Correctional Association**.

Nebraska Correctional Center for Women (NCCW)

Maximum, Medium & Minimum Custody
Average Cost per Inmate per Year \$39,472
John J. Dahm, Warden
1107 Recharge Road
York, NE 68467-8003
(402) 362-3317

Nebraska Correctional Youth Facility (NCYF)
Maximum, Medium & Minimum Custody
Average Cost per Inmate per Year \$67,247
Ryan Mahr, Warden
2610 North 20th Street East
Omaha, NE 68110
(402) 595-2000

Nebraska State Penitentiary (NSP)
Maximum, Medium, Minimum Custody & Residential Treatment Community
Average Cost per Inmate per Year \$35,182
Dennis Bakewell, Warden
4201 South 14th Street
Lincoln, NE 68542
(402) 471-3161

Omaha Correctional Center (OCC)
Medium & Minimum Custody
Average Cost per Inmate per Year \$26,625
Mike Kenney, Warden
2323 Avenue 'J'
Omaha, NE 68110
(402) 595-3964

Tecumseh State Correctional Institution (TSCI)
Maximum, Medium, Death Row & Intensive Management
Average Cost per Inmate per Year \$37,660
Fred Britten, Warden
2725 N. Highway 50
Tecumseh, NE 68450
(402) 335-5998

Work Ethic Camp, McCook (WEC)
Intensive Supervision Probationers & Minimum Custody
Average Cost per Offender (see below) \$18,741
Barbara Lewien, Warden
2309 North Highway 83
McCook, NE 69001
(308) 345-8405

* WEC average cost is based on FY2010 avg number of offenders X avg length in program (which is 5 months).

Sentenced male prisoners under the jurisdiction of state or federal correctional authorities, by jurisdiction, December 31, 2000, 2007, and 2008, and June 30, 2008 and 2009

Region and Jurisdiction	Number of sentenced male prisoners					6-month change	
	12/31/2000	12/31/2007	6/30/2008	12/31/2008	6/30/2009	12/31/2007-06/30/2008	12/31/2008-06/30/2009
U.S. total	1,246,234	1,427,064	1,435,278	1,441,533	1,444,773	0.6 %	0.2 %
Federal	116,647	167,676	168,871	170,755	174,885	0.7	2.4
State	1,129,587	1,259,388	1,266,407	1,270,778	1,269,888	0.6	-0.1
Midwest	221,902	243,615	246,279	245,553	244,729	1.1 %	-0.3 %
Illinois ^b	42,432	42,391	42,722	42,753	42,933	0.8	0.4
Indiana	18,364	24,819	25,011	25,808	26,881	0.8	4.2
Iowa ^{b,c}	7,363	8,015	7,985	8,017	7,785	-0.4	-2.9
Kansas ^b	7,840	8,071	8,051	7,970	8,023	-0.2	0.7
Michigan	45,587	48,153	48,384	46,781	45,384	0.5	-3.0
Minnesota	5,870	8,866	9,298	9,240	9,351	4.9	1.2
Missouri	25,531	27,326	27,986	27,729	28,390	2.4	2.4
Nebraska	3,560	3,963	3,894	4,048	4,046	-1.7	-
North Dakota	940	1,269	1,289	1,292	1,270	1.6	-1.7
Ohio ^b	43,025	46,909	47,255	47,773	47,853	0.7	0.2
South Dakota	2,413	2,937	3,006	2,979	3,055	2.3	2.6
Wisconsin	18,977	20,896	21,398	21,163	19,758	2.4	-9.6

Note: Includes prisoners under the jurisdiction of state or federal correctional officials with sentences of more than 1 year.

^bIncludes some prisoners sentenced to one year or less.

^cPrison population based on custody counts.

Source: Bureau of Justice Statistics, 6/10

NEBRASKA DEPARTMENT OF CORRECTIONAL SERVICES

August 9, 2010

Robert P. Houston, Director

Robin Spindler, Deputy Director,
Administrative Services
Frank Hopkins, Deputy Director, Institutions
Larry Wayne, Deputy Director,
Programs & Community Services
Randy Kohl, Deputy Director, Health Services
John McGovern, Deputy Director,
Cornhusker State Industries



Folsom & West Prospector Place, Building 1
Lincoln, NE 68522
(402) 471-2654
FAX: (402) 479-5623
www.corrections.nebraska.gov

MISSION STATEMENT

To serve and protect the public by providing control, humane care and program opportunities for those individuals placed in its custody and supervision, thereby facilitating their return to society as responsible persons.

INMATE POPULATION

August 9, 2010

POPULATION vs. DESIGN CAPACITY

	Design Capacity	Actual Population	% of Capacity
CCCL	200	350	175.00%
CCCO	90	165	183.33%
DEC	160	364	227.50%
LCC	308	491	159.42%
NCCW	275	274	99.64%
NCYF	68	88	129.41%
NSP	718	1137	158.36%
OCC	396	653	164.90%
TSC	960	931	96.98%

	8-9-10	8-9-09
TOTAL DCS: (excludes WEC inmates)	3175	4453
	3175	4443
		140.25%
		139.94%

CRIME TYPE OF POPULATION

Part I Offenses *	1871	42.0%
Part II Offenses**	2582	58.0%
TOTAL POPULATION	4453	

*1st Degree Murder, 2nd Degree Murder, Manslaughter, 1st Degree Assault, 1st Degree Sexual Assault, 1st Degree Sexual Assault of a Child, Robbery.

**All other offenses.

LIFE SENTENCES

Total Inmates Sentenced to Capital Punishment	12
Total Inmates Sentenced to Life w/out Parole	221
Total Inmates Sentenced to Life with Parole	92
Total Inmates Sentenced to Life w/out Parole (6-30-10)	221

096 T

FACILITY SUCCESS RATE (FY10)

80.9%

ADMIT STATUS of POPULATION - DEC

Admit Status	Population	% of Population
Sentenced	341	93.7%
90 Day Evaluator	4	1.1%
County Safekeeper	18	4.9%
I.S. Transfer	1	0.3%
TOTAL POPULATION	364	

ADMIT STATUS of POPULATION - NCCW

Admit Status	Population	% of Population
Sentenced	270	98.5%
90 Day Evaluator	0	0.0%
County Safekeeper	2	0.7%
I.S. Transfer	2	0.7%
TOTAL POPULATION	274	
(avg NCCW diag / eval unit pop is 40)		

OFFENSE CATEGORY for MOST SERIOUS OFFENSE & PERCENT of TOTAL

POPULATION CONFINED (6-30-10)

Offense	Population	% of Population
Sex Offenses	769	17.1%
Drugs	612	13.6%
Assault	585	13.0%
Homicide	510	11.4%
Robbery	401	8.9%
Burglary	366	8.2%
Theft	359	8.0%
Motor Vehicle	346	7.7%
Fraud	151	3.4%
Other	129	2.9%
Weapons	102	2.3%
Morals	66	1.5%
Restraint	64	1.4%
Arson	28	0.6%

CUSTODY CLASSIFICATION

CUSTODY LEVEL	TOTAL PER CUSTODY LEVEL	% OF TOTAL
Maximum*	1407	31.6%
Medium	1238	27.8%
Minimum	1262	28.3%
Community	546	12.3%
TOTAL	4453	

*New admissions to the Diagnostic & Evaluation Center are classified as maximum until transferred to another facility.

RANDOM DRUG TESTING PROGRAM

Baseline test 6/1991 - 17.35% tested positive
2008 Average 1.20% tested positive
2009 Average 1.02% tested positive
2010 1 st Half Avg 1.52% tested positive

PAROLE POPULATION

August 9, 2010

Regular Sentence	825	% of DCS Pop	15.63%
Interstate Transfers	201	(excluded)	

PAROLE SUCCESS RATE (FY10)

66.5%

Parole Eligible	1406
Avg. Time on Parole (FY10)	9.83 months

PAROLE RANDOM DRUG TESTING

Baseline test 1997 - 12.5% tested positive
2008 Average 14.56% tested positive
2009 Average 11.88% tested positive
2010 1 st Half Avg 10.66% tested positive

PAROLE DISC SUCCESS RATE (FY10)

89.6%

(determined by the number of parolees that completed and discharged from parole and did not reconvict within 3 years of their parole discharge date)

WORK ETHIC CAMP

August 9, 2010

Design Capacity	Population Type	Actual Population	% of Capacity
100	Min. Custody ISP	97	182%
		85	
		182	

Sentenced female prisoners under the jurisdiction of state or federal correctional authorities, by jurisdiction, December 31, 2000, 2007, and 2008, and June 30, 2008 and 2009

Region and jurisdiction	Number of sentenced female prisoners					6-month change	
	12/31/2000	12/31/2007	6/30/2008	12/31/2008	6/30/2009	12/31/2007-06/30/2008	12/31/2008-06/30/2009
U.S. total	85,044	105,786	106,569	106,411	106,362	-0.7 %	-0.8 %
Federal	8,397	11,528	11,602	11,578	11,898	-0.6	2
State	76,647	94,258	94,967	94,833	94,464	-0.7	-0.4
Midwest	14,556	17,776	17,858	17,688	17,593	-0.5 %	-0.5 %
Illinois ^b	2,849	2,824	2,826	2,721	2,612	-0.1	-0.4
Indiana	1,447	2,295	2,332	2,493	2,621	-1.6	5.1
Iowa ^{b,c}	592	717	755	749	669	-5.0	-10.7
Kansas ^b	504	625	582	569	579	7.4	1.8
Michigan	2,131	2,080	2,098	1,957	1,800	-0.9	-8.0
Minnesota	368	602	666	670	743	-9.6	9.4
Missouri	1,988	2,518	2,469	2,446	2,487	2.0	1.7
Nebraska	256	366	350	376	360	4.6	4.3
North Dakota	54	147	161	160	168	-8.7	5.0
Ohio ^b	2,808	3,822	3,905	3,913	3,958	-2.1	1.2
South Dakota	200	369	345	354	395	7.0	11.6
Wisconsin	1,359	1,411	1,369	1,280	1,231	3.1	-3.8

Note: Sentenced prisoner is defined as a prisoner under state or federal jurisdiction with a sentence of more than one year

^bIncludes some prisoners sentenced to one year or less.

^cPrison population based on custody counts.

Source: Bureau of Justice Statistics, 6/10

INSTITUTIONS / PROGRAMS

Average Cost Per Offender
(All facilities including Parole)
Nebraska FY 2010 \$28,773/year

Adult Parole Administration (APA)
Average Cost per Parolee per Year \$3,560
Cathy Gibson-Beltz, Administrator
Folsom & West Prospector Place, Bldg. 15
Lincoln, NE 68522
(402) 471-2654

Community Corrections Center-Lincoln (CCC-L)
Community Custody
Average Cost per Inmate per Year \$17,876
Rex Richard, Warden
2720 West Van Dorn
Lincoln, NE 68522
(402) 471-0740

Community Corrections Center-Omaha (CCC-O)
Community Custody
Average Cost per Inmate per Year \$21,491
Charles West, Warden
2320 Avenue 'J'
Omaha, NE 68110
(402) 595-2010

Diagnostic & Evaluation Center (DEC)
Maximum Custody
Average Cost per Inmate per Year \$33,397
Mario Peart, Warden
3220 West Van Dorn
Lincoln, NE 68522
(402) 471-3330

Lincoln Correctional Center (LCC)
Maximum & Medium Custody
Average Cost per Inmate per Year \$40,129
Diane Sabatka-Rine, Warden
3216 West Van Dorn
Lincoln, NE 68522
(402) 471-2861

Nebraska is one of only fourteen states nationwide having all adult facilities, industries, central office, staff training academy, and adult parole accredited through the American Correctional Association.

Nebraska Correctional Center for Women (NCCW)

Maximum, Medium & Minimum Custody
Average Cost per Inmate per Year \$39,472
John J. Dahm, Warden
1107 Recharge Road
York, NE 68467-8003
(402) 362-3317

Nebraska Correctional Youth Facility (NCYF)
Maximum, Medium & Minimum Custody
Average Cost per Inmate per Year \$67,247
Ryan Mahr, Warden
2610 North 20th Street East
Omaha, NE 68110
(402) 595-2000

Nebraska State Penitentiary (NSP)
Maximum, Medium, Minimum Custody & Residential Treatment Community
Average Cost per Inmate per Year \$35,182
Dennis Bakewell, Warden
4201 South 14th Street
Lincoln, NE 68542
(402) 471-3161

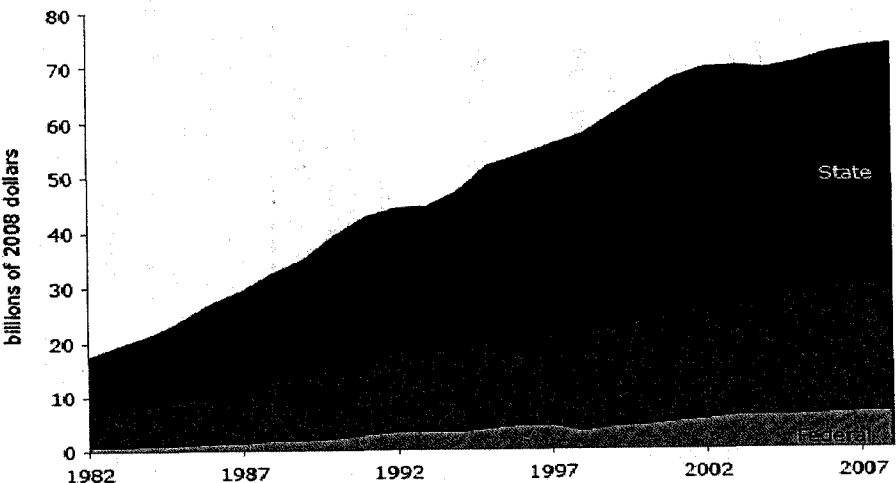
Omaha Correctional Center (OCC)
Medium & Minimum Custody
Average Cost per Inmate per Year \$26,625
Mike Kenney, Warden
2323 Avenue 'J'
Omaha, NE 68110
(402) 595-3964

Tecumseh State Correctional Institution (TSCI)
Maximum, Medium, Death Row & Intensive Management
Average Cost per Inmate per Year \$37,660
Fred Britten, Warden
2725 N. Highway 50
Tecumseh, NE 68450
(402) 335-5998

Work Ethic Camp, McCook (WEC)
Intensive Supervision Probationers & Minimum Custody
*Average Cost per Offender (see below) \$18,741
Pamela Morello, Warden
2309 North Highway 83
McCook, NE 69001
(308) 345-8405

* WEC average cost is based on FY2010 avg number of offenders X avg length in program (which is 5 months).

Total Inflation-adjusted Corrections Expenditures by Type of Government, 1982-2008



Source: Center for Economic and Policy Research, The High Budgetary Cost of Incarceration, June 2010; Author's analysis of BJS data; 2007-2008 values are estimates based on growth in respective populations.

NEBRASKA DEPARTMENT OF CORRECTIONAL SERVICES

September 8, 2010

Robert P. Houston, Director
Robin Spindler, Deputy Director, Administrative Services
Frank Hopkins, Deputy Director, Institutions
Larry Wayne, Deputy Director, Programs & Community Services
Randy Kohl, Deputy Director, Health Services
John McGovern, Deputy Director, Cornhusker State Industries



Folsom & West Prospector Place, Building 1
Lincoln, NE 68522
(402) 471-2654
FAX: (402) 479-5623
www.corrections.nebraska.gov

MISSION STATEMENT
To serve and protect the public by providing control, humane care and program opportunities for those individuals placed in its custody and supervision, thereby facilitating their return to society as responsible persons.

INMATE POPULATION

September 8, 2010

POPULATION vs. DESIGN CAPACITY

	Design Capacity	Actual Population	% of Capacity
CCC-L	200	359	179.50%
CCC-O	90	167	185.56%
DEC	160	371	231.88%
LCC	308	489	158.77%
NCCW	275	267	97.09%
NCYF	68	92	135.29%
NSP	718	1135	158.08%
OCC	396	633	159.85%
TSC	960	931	96.98%

TOTAL DCS: (excludes WEC Inmates)	9-8-10	9-8-09	139.97%	139.12%
	3175	4444		
	3175	4417		

CRIME TYPE OF POPULATION

Part I Offenses *	1869	42.1%
Part II Offenses **	2575	57.9%
TOTAL POPULATION	4444	

*1st Degree Murder, 2nd Degree Murder, Manslaughter, 1st Degree Assault, 1st Degree Sexual Assault, 1st Degree Sexual Assault of a Child, Robbery.

**All other offenses.

LIFE SENTENCES

Total Inmates Sentenced to Capital Punishment	12
Total Inmates Sentenced to Life w/out Parole	221
Total Inmates Sentenced to Life with Parole	92
(6-30-10)	
Total Inmates Sentenced to Life w/out Parole	221

2961

FACILITY SUCCESS RATE (FY10)

80.9%

ADMIT STATUS OF POPULATION - DEC

Admit Status	Population	% of Population
Sentenced	348	93.8%
90 Day Evaluator	8	2.2%
County Safekeeper	15	4.0%
I.S. Transfer	0	0.0%
TOTAL POPULATION	371	

ADMIT STATUS OF POPULATION - NCCW

Admit Status	Population	% of Population
Sentenced	262	98.1%
90 Day Evaluator	0	0.0%
County Safekeeper	3	1.1%
I.S. Transfer	2	0.7%
TOTAL POPULATION	267	

(avg NCCW diag / eval unit pop is 40)

OFFENSE CATEGORY for MOST SERIOUS OFFENSE & PERCENT OF TOTAL

POPULATION CONFINED (6-30-10)

Offense	Population	% of Population
Sex Offenses	769	17.1%
Drugs	612	13.6%
Assault	585	13.0%
Homicide	510	11.4%
Robbery	401	8.9%
Burglary	366	8.2%
Theft	359	8.0%
Motor Vehicle	346	7.7%
Fraud	151	3.4%
Other	129	2.9%
Weapons	102	2.3%
Morals	66	1.5%
Restraint	64	1.4%
Arson	28	0.6%

CUSTODY CLASSIFICATION

CUSTODY LEVEL	TOTAL PER CUSTODY LEVEL	% OF TOTAL
Maximum*	1448	32.6%
Medium	1223	27.5%
Minimum	1206	27.1%
Community	567	12.8%
TOTAL	4444	

*New admissions to the Diagnostic & Evaluation Center are classified as maximum until transferred to another facility.

RANDOM DRUG TESTING PROGRAM

Baseline test 6/1991 - 17.35% tested positive
2008 Average 1.20% tested positive
2009 Average 1.02% tested positive
2010 1 st Half Avg 1.52% tested positive

PAROLE POPULATION

September 8, 2010

Regular Sentence	841	% of DCS Pop	15.62%
Interstate Transfers	205	(excluded)	

PAROLE SUCCESS RATE (FY10)

66.4%

Parole Eligible Avg. Time on Parole (FY10)

1361 9.83 months

PAROLE RANDOM DRUG TESTING

Baseline test 1997 - 12.5% tested positive
2008 Average 14.56% tested positive
2009 Average 11.88% tested positive
2010 1 st Half Avg 10.66% tested positive

PAROLE DISC SUCCESS RATE (FY10)

89.6%

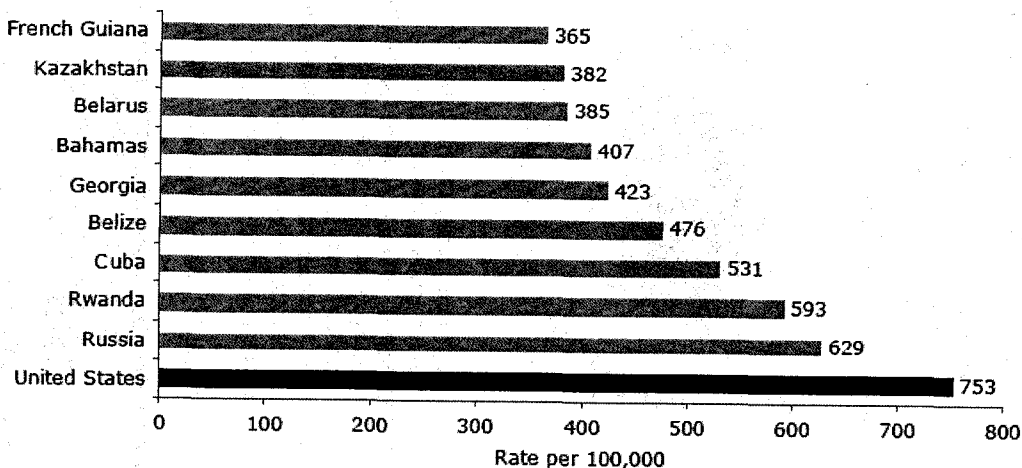
(determined by the number of parolees that completed and discharged from parole and did not re-arrest within 3 years of their parole discharge date)

WORK ETHIC CAMP

September 8, 2010

Design Capacity	Population	Actual Population	% of Capacity
100	Min. Custody ISP	98	76
		174	174%

Top 10 Countries with Highest Incarceration Rates (Most Recent Year, 2006-2008)



Source: Center for Economic and Policy Research, The High Budgetary Cost of Incarceration, June 2010; excluded countries with populations less than 100,000; data for Rwanda includes genocide suspects.

INSTITUTIONS / PROGRAMS

Average Cost Per Offender
(All facilities including Parole)
Nebraska FY 2010 \$28,773/year

Adult Parole Administration (APA)
Average Cost per Parolee per Year \$3,560
Cathy Gibson-Beltz, Administrator
Folsom & West Prospector Place, Bldg. 15
Lincoln, NE 68522
(402) 471-2654

Community Corrections Center-Lincoln (CCC-L)
Community Custody
Average Cost per Inmate per Year \$17,876
Rex Richard, Warden
2720 West Van Dom
Lincoln, NE 68522
(402) 471-0740

Community Corrections Center-Omaha (CCC-O)
Community Custody
Average Cost per Inmate per Year \$21,491
Charles West, Warden
2320 Avenue 'J'
Omaha, NE 68110
(402) 595-2010

Diagnostic & Evaluation Center (DEC)
Maximum Custody
Average Cost per Inmate per Year \$33,397
Mario Peart, Warden
3220 West Van Dom
Lincoln, NE 68522
(402) 471-3330

Lincoln Correctional Center (LCC)
Maximum & Medium Custody
Average Cost per Inmate per Year \$40,129
Diane Sabatka-Rine, Warden
3216 West Van Dom
Lincoln, NE 68522
(402) 471-2861

Nebraska is one of only fourteen states nationwide having all adult facilities, industries, central office, staff training academy, and adult parole accredited through the African Correctional Association.

Nebraska Correctional Center for Women (NCCW)

Maximum, Medium & Minimum Custody
Average Cost per Inmate per Year \$39,472
John J. Dahm, Warden
1107 Recharge Road
York, NE 68467-8003
(402) 362-3317

Nebraska Correctional Youth Facility (NCYF)
Maximum, Medium & Minimum Custody
Average Cost per Inmate per Year \$67,247
Ryan Mahr, Warden
2610 North 20th Street East
Omaha, NE 68110
(402) 595-2000

Nebraska State Penitentiary (NSP)
Maximum, Medium, Minimum Custody & Residential Treatment Community
Average Cost per Inmate per Year \$35,182
Dennis Bakewell, Warden
4201 South 14th Street
Lincoln, NE 68542
(402) 471-3161

Omaha Correctional Center (OCC)
Medium & Minimum Custody
Average Cost per Inmate per Year \$26,625
Mike Kenney, Warden
2323 Avenue 'J'
Omaha, NE 68110
(402) 595-3964

Tecumseh State Correctional Institution (TSCI)
Maximum, Medium, Death Row & Intensive Management
Average Cost per Inmate per Year \$37,660
Fred Britten, Warden
2725 N. Highway 50
Tecumseh, NE 68450
(402) 335-5998

Work Ethic Camp, McCook (WEC)
Intensive Supervision Probationers & Minimum Custody
Average Cost per Offender (see below) \$18,741
Pam Morelle, Warden
2309 North Highway 83
McCook, NE 69001
(308) 345-8405

* WEC average cost is based on FY2010 avg number of offenders X avg length in program (which is 5 months).

Prisoners under the jurisdiction of state or federal correctional authorities, by jurisdiction, December 31, 2000, 2007 and 2008


Region and Jurisdiction	Number of prisoners			Average annual change, 2000-2007	Percent change, 2007-2008
	12/31/2000	12/31/2007	12/31/2008		
US Total	1,391,261	1,598,745	1,610,436	2.0%	0.8%
Federal	145,416	199,618	201,280	4.6	0.8
State	1,245,845	1,398,627	1,409,166	1.7	0.8
Midwest	237,378	263,039	263,811	1.5%	0.3%
Illinois	45,281	45,215	45,474	0.0	0.6
Indiana	20,125	27,132	28,322	4.4	4.4
Iowa ^b	7,955	8,732	8,766	1.3	0.4
Kansas	8,344	8,696	8,539	0.6	-1.8
Michigan	47,718	50,233	48,738	0.7	-3.0
Minnesota	6,238	9,468	9,406	6.1	-0.7
Missouri	27,543	29,857	30,186	1.2	1.1
Nebraska	3,895	4,505	4,520	2.1	0.3
North Dakota	1,076	1,416	1,452	4.0	2.5
Ohio	45,833	50,731	51,686	1.5	1.9
South Dakota	2,616	3,311	3,342	3.4	0.9
Wisconsin	20,754	23,743	23,380	1.9	-1.5

Source: Prisoners in 2008, Bureau of Justice Statistics

NEBRASKA DEPARTMENT OF CORRECTIONAL SERVICES

October 12, 2010

Robert P. Houston, Director
Robin Spindler, Deputy Director, Administrative Services
Frank Hopkins, Deputy Director, Institutions
Larry Wayne, Deputy Director, Programs & Community Services
Randy Kohl, Deputy Director, Health Services
John McGovern, Deputy Director, Cornhusker State Industries



Folsom & West Prospector Place, Building 1
Lincoln, NE 68522
(402) 471-2654
FAX: (402) 479-5623
www.corrections.nebraska.gov

MISSION STATEMENT

To serve and protect the public by providing control, humane care and program opportunities for those individuals placed in its custody and supervision, thereby facilitating their return to society as responsible persons.

INMATE POPULATION

October 12, 2010

POPULATION vs. DESIGN CAPACITY

	Design Capacity	Actual Population	% of Capacity
CCC-L	200	369	184.50%
CCC-O	90	171	190.00%
DEC	160	403	251.87%
LCC	308	483	156.82%
NCCW	275	279	101.45%
NCYF	68	91	133.82%
NSP	718	1136	158.22%
OCC	396	611	154.29%
TSC	960	920	95.83%

TOTAL DCS: (excludes WEC inmates)

10-12-10	3175	4463	140.57%
10-12-09	3175	4414	139.02%

CRIME TYPE OF POPULATION

Part I Offenses *	1880	42.1%
Part II Offenses**	2583	57.9%
TOTAL POPULATION	4463	

*1st Degree Murder, 2nd Degree Murder, Manslaughter, 1st Degree Assault, 1st Degree Sexual Assault, 1st Degree Sexual Assault of a Child, Robbery.

**All other offenses.

LIFE SENTENCES

Total Inmates Sentenced to Capital Punishment	12
Total Inmates Sentenced to Life w/out Parole	221
Total Inmates Sentenced to Life with Parole	92
Total Inmates Sentenced to Life w/out Parole (6-30-10)	221

7961

FACILITY SUCCESS RATE (FY10)

80.9%

ADMIT STATUS OF POPULATION - DEC

Admit Status	Population	% of Population
Sentenced	375	93.1%
90 Day Evaluator	9	2.2%
County Safekeeper	19	4.7%
I.S. Transfer	0	0.0%
TOTAL POPULATION	403	

ADMIT STATUS OF POPULATION - NCCW

Admit Status	Population	% of Population
Sentenced	270	96.8%
90 Day Evaluator	2	0.7%
County Safekeeper	4	1.4%
I.S. Transfer	3	1.1%
TOTAL POPULATION	279	

(avg NCCW diag / eval unit pop is 40)

OFFENSE CATEGORY for MOST SERIOUS OFFENSE & PERCENT of TOTAL

Offense	Population	% of Population
Sex Offenses	769	17.1%
Drugs	612	13.6%
Assault	585	13.0%
Homicide	510	11.4%
Robbery	401	8.9%
Burglary	366	8.2%
Theft	359	8.0%
Motor Vehicle	346	7.7%
Fraud	151	3.4%
Other	129	2.9%
Weapons	102	2.3%
Morals	66	1.5%
Restraint	64	1.4%
Arson	28	0.6%

CUSTODY CLASSIFICATION

CUSTODY LEVEL	TOTAL PER CUSTODY LEVEL	% OF TOTAL
Maximum*	1464	32.8%
Medium	1234	27.6%
Minimum	1191	26.7%
Community	574	12.9%
TOTAL	4463	

*New admissions to the Diagnostic & Evaluation Center are classified as maximum until transferred to another facility.

RANDOM DRUG TESTING PROGRAM

Baseline test 6/1991 - 17.35% tested positive	
2008 Average	1.20% tested positive
2009 Average	1.02% tested positive
2010 1 st Half Avg	1.52% tested positive

PAROLE POPULATION

October 12, 2010

Regular Sentence	874	% of DCS Pop	16.09%
Interstate Transfers	199	(excluded)	

PAROLE SUCCESS RATE (FY10)

66.4%

Parole Eligible	1347	Avg. Time on Parole (FY10)	9.83 months
-----------------	------	----------------------------	-------------

PAROLE RANDOM DRUG TESTING

Baseline test 1997 - 12.5% tested positive	
2008 Average	14.56% tested positive
2009 Average	11.88% tested positive
2010 1 st Half Avg	10.66% tested positive

PAROLE DISC SUCCESS RATE (FY10)

89.6%

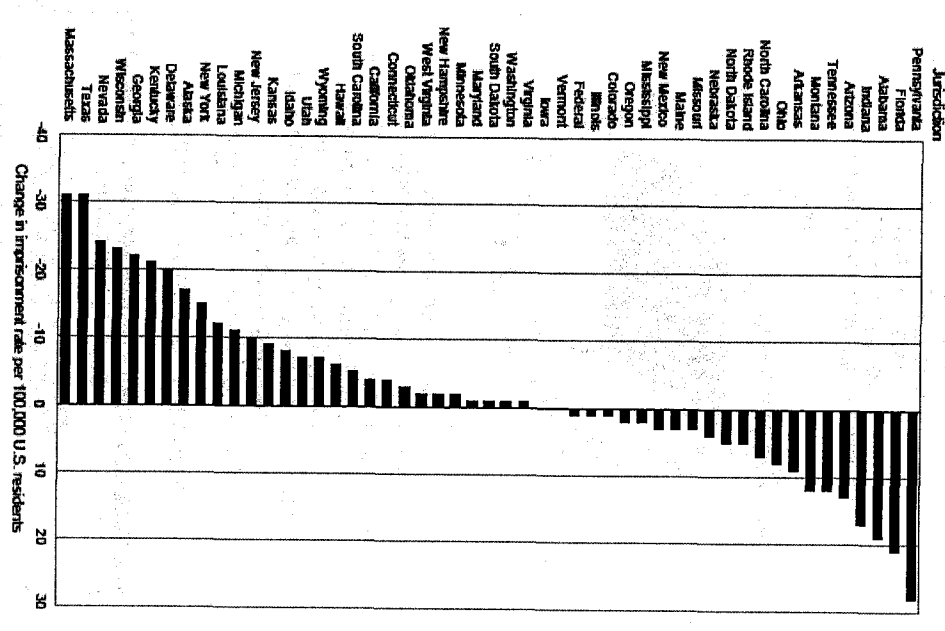
(determined by the number of parolees that completed and discharged from parole and did not recidivate within 3 years of their parole discharge date)

WORK ETHIC CAMP

October 12, 2010

Design Capacity	Population	Actual Population	% of Capacity
100	Min. Custody ISP	96	168%
		72	
		168	

Change in Imprisonment rate, 2007-2008



Source: Prisoners in 2008, Bureau of Justice Statistics

INSTITUTIONS/PROGRAMS

Average Cost Per Offender
(All facilities including Parole)
Nebraska FY 2010 \$28,773/year

Adult Parole Administration (APA)
Average Cost per Parolee per Year \$3,560
Cathy Gibson-Beltz, Administrator
Folsom & West Prospector Place, Bldg. 15
Lincoln, NE 68522
(402) 471-2654

Community Corrections Center-Lincoln (CCC-L)
Community Custody
Average Cost per Inmate per Year \$17,876
Rex Richard, Warden
2720 West Van Dorn
Lincoln, NE 68522
(402) 471-0740

Community Corrections Center-Omaha (CCC-O)
Community Custody
Average Cost per Inmate per Year \$21,491
Charles West, Warden
2320 Avenue 'J'
Omaha, NE 68110
(402) 595-2010

Diagnostic & Evaluation Center (DEC)
Maximum Custody
Average Cost per Inmate per Year \$33,397
Mario Peart, Warden
3220 West Van Dorn
Lincoln, NE 68522
(402) 471-3330

Lincoln Correctional Center (LCC)
Maximum & Medium Custody
Average Cost per Inmate per Year \$40,129
Diane Sabatka-Rine, Warden
3216 West Van Dorn
Lincoln, NE 68522
(402) 471-2861

Nebraska is one of only fourteen states nationwide having all adult facilities, industries, central office, staff training academy, and adult parole accredited through the American Correctional Association.

Nebraska Correctional Center for Women (NCCW)

Maximum, Medium & Minimum Custody
Average Cost per Inmate per Year \$39,472
John J. Dahm, Warden
1107 Recharge Road
York, NE 68467-8003
(402) 362-3317

Nebraska Correctional Youth Facility (NCYF)
Maximum, Medium & Minimum Custody
Average Cost per Inmate per Year \$67,247
Ryan Mahr, Warden
2610 North 20th Street East
Omaha, NE 68110
(402) 595-2000

Nebraska State Penitentiary (NSP)
Maximum, Medium, Minimum Custody & Residential Treatment Community
Average Cost per Inmate per Year \$35,182
Dennis Bakewell, Warden
4201 South 14th Street
Lincoln, NE 68542
(402) 471-3161

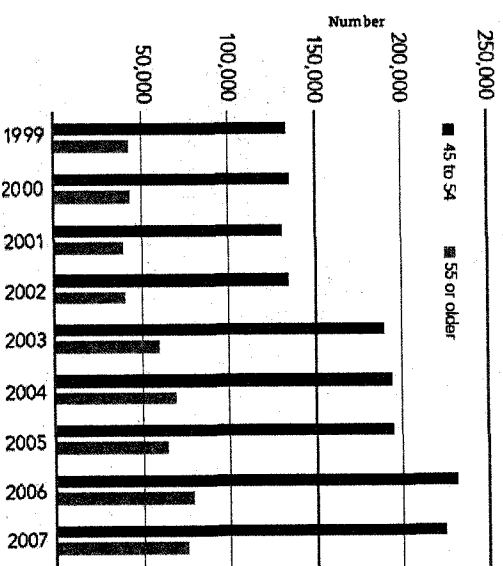
Omaha Correctional Center (OCC)
Medium & Minimum Custody
Average Cost per Inmate per Year \$26,625
Mike Kenney, Warden
2323 Avenue 'J'
Omaha, NE 68110
(402) 595-3964

Tecumseh State Correctional Institution (TSCI)
Maximum, Medium, Death Row & Intensive Management
Average Cost per Inmate per Year \$37,660
Fred Britten, Warden
2725 N. Highway 50
Tecumseh, NE 68450
(402) 335-5998

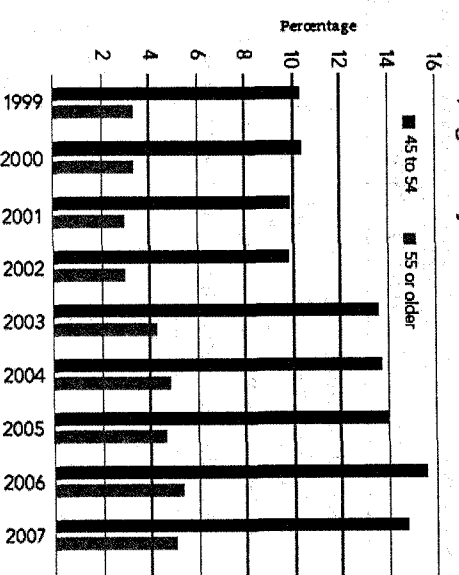
Work Ethic Camp, McCook (WEC)
Intensive Supervision Probationers & Minimum Custody
Average Cost per Offender (see below) *\$18,741
Pam Morello, Warden
2309 North Highway 83
McCook, NE 69001
(308) 345-8405

* WEC average cost is based on FY2010 avg number of offenders X avg length in program (which is 5 months).

Prison population ages 45 years and older, 1999 to 2007



Percentage of total prison population, ages 45 years and over, 1999 to 2007



Source: Vera
Institute of Justice

NEBRASKA DEPARTMENT of CORRECTIONAL SERVICES

November 15, 2010

Robert P. Houston, Director

Robin Spindler, Deputy Director,
Administrative Services
Frank Hopkins, Deputy Director, Institutions
Larry Wayne, Deputy Director,
Programs & Community Services
Randy Kohl, Deputy Director, Health Services
John McGovern, Deputy Director,
Cornhusker State Industries



Folsom & West Prospector Place, Building 1
Lincoln, NE 68522
(402) 471-2654
FAX: (402) 479-5623
www.corrections.nebraska.gov

MISSION STATEMENT

To serve and protect the public by providing control, humane care and program opportunities for those individuals placed in its custody and supervision, thereby facilitating their return to society as responsible persons.

INMATE POPULATION

November 15, 2010

POPULATION vs. DESIGN CAPACITY

	Design Capacity	Actual Population	% of Capacity
CCC-L	200	381	190.50%
CCC-O	90	167	185.56%
DEC	160	328	205.00%
LCC	308	492	159.74%
NCCW	275	281	102.18%
NCYF	68	94	138.24%
NSP	718	1162	161.84%
OCC	396	622	157.07%
TSC	960	946	98.54%

TOTAL DCS: (excludes WEC inmates)	11-15-10	11-15-09
	3175	4473
	3175	4426
	140.88%	139.40%

CRIME TYPE OF POPULATION

Part I Offenses *	1886	42.2%
Part II Offenses**	2587	57.8%
TOTAL POPULATION	4473	

*1st Degree Murder, 2nd Degree Murder, Manslaughter, 1st Degree Assault, 1st Degree Sexual Assault, 1st Degree Sexual Assault of a Child, Robbery.

** All other offenses.

LIFE SENTENCES

Total Inmates Sentenced to Capital Punishment	12
Total Inmates Sentenced to Life w/out Parole	222
Total Inmates Sentenced to Life with Parole	93
Total Inmates Sentenced to Life w/out Parole (6-30-10)	221

996 T

FACILITY SUCCESS RATE (FY10)

80.9%

ADMIT STATUS of POPULATION - DEC

Admit Status	Population	% of Population
Sentenced	298	90.9%
90 Day Evaluator	11	3.3%
County Safekeeper	19	5.8%
I.S. Transfer	0	0.0%
TOTAL POPULATION	328	

ADMIT STATUS of POPULATION - NCCW

Admit Status	Population	% of Population
Sentenced	270	96.1%
90 Day Evaluator	3	1.1%
County Safekeeper	4	1.4%
I.S. Transfer	4	1.4%
TOTAL POPULATION	281	

(avg NCCW diag / eval unit pop is 40)

OFFENSE CATEGORY for MOST SERIOUS OFFENSE & PERCENT of TOTAL

POPULATION CONFINED (6-30-10)

Offense	Population	% of Population
Sex Offenses	769	17.1%
Drugs	612	13.6%
Assault	585	13.0%
Homicide	510	11.4%
Robbery	401	8.9%
Burglary	366	8.2%
Theft	359	8.0%
Motor Vehicle	346	7.7%
Fraud	151	3.4%
Other	129	2.9%
Weapons	102	2.3%
Morals	66	1.5%
Restraint	64	1.4%
Arson	28	0.6%

CUSTODY CLASSIFICATION

CUSTODY LEVEL	TOTAL PER CUSTODY LEVEL	% OF TOTAL
Maximum*	1410	31.5%
Medium	1252	28.0%
Minimum	1222	27.3%
Community	589	13.2%
TOTAL	4473	

*New admissions to the Diagnostic & Evaluation Center are classified as maximum until transferred to another facility.

RANDOM DRUG TESTING PROGRAM

Baseline test 6/1991 - 17.35% tested positive
 2008 Average 1.20% tested positive
 2009 Average 1.02% tested positive
 2010 thru 3rd Qtr Avg 1.61% tested positive

PAROLE POPULATION

November 15, 2010

Regular Sentence	874	% of DCS Pop	16.09%
Interstate Transfers	199	(excluded)	

PAROLE SUCCESS RATE (FY10)

66.4%

Parole Eligible Avg. Time on Parole (FY10)

1347 9.83 months

PAROLE RANDOM DRUG TESTING

Baseline test 1997 - 12.5% tested positive
 2008 Average 14.56% tested positive
 2009 Average 11.88% tested positive
 2010 thru 3rd Qtr Avg 10.87% tested positive

PAROLE DISC SUCCESS RATE (FY10)

89.6%

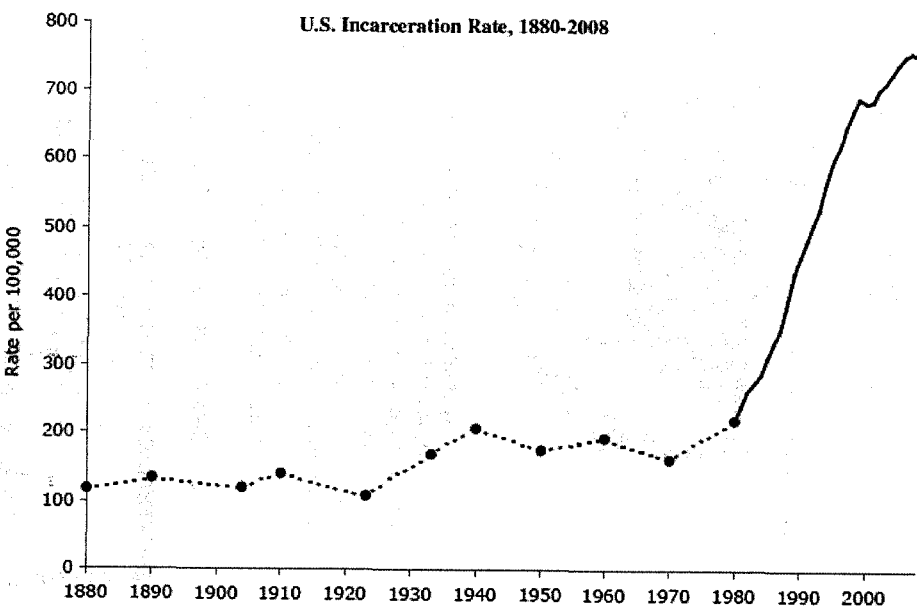
(determined by the number of parolees that completed and discharged from parole and did not recidivate within 3 years of their parole discharge date)

WORK ETHIC CAMP

November 15, 2010

Design Capacity	Population Type	Actual Population	% of Capacity
100	Min. Custody ISP	96	72
		168	168%

U.S. Incarceration Rate, 1880-2008



INSTITUTIONS / PROGRAMS

Average Cost Per Offender
(All facilities including Parole)
Nebraska FY 2010 \$28,773/year

Adult Parole Administration (APA)
Average Cost per Parolee per Year \$3,560
Cathy Gibson-Beltz, Administrator
Folsom & West Prospector Place, Bldg. 15
Lincoln, NE 68522
(402) 471-2654

Community Corrections Center-Lincoln (CCC-L)
Community Custody
Average Cost per Inmate per Year \$17,876
Flex Richeard, Warden
2720 West Van Dorn
Lincoln, NE 68522
(402) 471-0740

Community Corrections Center-Omaha (CCC-O)
Community Custody
Average Cost per Inmate per Year \$21,491
Charles West, Warden
2320 Avenue 'J'
Omaha, NE 68110
(402) 595-2010

Diagnostic & Evaluation Center (DEC)
Maximum Custody
Average Cost per Inmate per Year \$33,397
Mario Peart, Warden
3220 West Van Dorn
Lincoln, NE 68522
(402) 471-3330

Lincoln Correctional Center (LCC)
Maximum & Medium Custody
Average Cost per Inmate per Year \$40,129
Diane Sabatka-Rine, Warden
3216 West Van Dorn
Lincoln, NE 68522
(402) 471-2861

Nebraska is one of only fourteen states nationwide having adult facilities, industries, central office, staff training academy, and adult parole accredited through the American Correctional Association.

Nebraska Correctional Center for Women (NCCW)

Maximum, Medium & Minimum Custody
Average Cost per Inmate per Year \$39,472
John J. Dahm, Warden
1107 Recharge Road
York, NE 68467-8003
(402) 362-3317

Nebraska Correctional Youth Facility (NCYF)
Maximum, Medium & Minimum Custody
Average Cost per Inmate per Year \$67,247
Ryan Mahi, Warden
2610 North 20th Street East
Omaha, NE 68110
(402) 595-2000

Nebraska State Penitentiary (NSP)
Maximum, Medium, Minimum Custody & Residential Treatment Community
Average Cost per Inmate per Year \$35,182
Dennis Bakewell, Warden
4201 South 14th Street
Lincoln, NE 68542
(402) 471-3161

Omaha Correctional Center (OCC)
Medium & Minimum Custody
Average Cost per Inmate per Year \$26,625
Mike Kenney, Warden
2323 Avenue 'J'
Omaha, NE 68110
(402) 595-3964

Tecumseh State Correctional Institution (TSCI)
Maximum, Medium, Death Row & Intensive Management
Average Cost per Inmate per Year \$37,660
Fred Britten, Warden
2725 N. Highway 50
Tecumseh, NE 68450
(402) 335-5998

Work Ethic Camp, McCook (WEC)
Intensive Supervision Probationers & Minimum Custody
Average Cost per Offender (see below) *\$18,741
Pam Morello, Warden
2309 North Highway 83
McCook, NE 69001
(308) 345-8405

* WEC average cost is based on FY2010 avg number of offenders X avg length in program (which is 5 months).

Incarceration Rates in OECD Countries,

1992-2008/2009

	1992	2001	08/09
Australia	89	116	134
Austria	87	86	99
Belgium	71	85	94
Canada	123	117	116
Czech Republic	123	210	206
Denmark	66	59	66
England and Wales	88	127	153
Finland	65	59	67
France	84	75	96
Germany	71	98	90
Greece	61	79	109
Hungary	153	170	152
Iceland	39	39	44
Ireland	61	78	85
Italy	81	95	92
Japan	36	51	63
Luxembourg	89	80	155
Mexico	98	164	209
Netherlands	49	95	100
New Zealand	119	152	197
Norway	58	59	70
Poland	160	208	224
Portugal	93	128	104
Slovakia	124	138	151
South Korea	126	132	97
Spain	90	117	162
Sweden	63	68	74
Switzerland	79	71	76
Turkey	54	89	161
United States	505	685	753

OECD: Organization for Economic Cooperation and Development

Source: Center for Economic and Policy Research, The High Budgetary Cost of Incarceration, June 2010

NEBRASKA DEPARTMENT of CORRECTIONAL SERVICES

December 15, 2010

Robert P. Houston, Director

Robin Spindler, Deputy Director,
Administrative Services
Frank Hopkins, Deputy Director, Institutions
Larry Wayne, Deputy Director,
Programs & Community Services
Randy Kohl, Deputy Director, Health Services
John McGovern, Deputy Director,
Cornhusker State Industries



Folsom & West Prospector Place, Building 1
Lincoln, NE 68522
(402) 471-2654
FAX: (402) 479-5623
www.corrections.nebraska.gov

MISSION STATEMENT

To serve and protect the public by providing control, humane care and program opportunities for those individuals placed in its custody and supervision, thereby facilitating their return to society as responsible persons.

INMATE POPULATION

December 15, 2010

POPULATION vs. DESIGN CAPACITY

	Design Capacity	Actual Population	% of Capacity
CCC-L	200	385	192.50%
CCC-O	90	171	190.00%
DEC	160	366	228.75%
LCC	308	489	158.77%
NCCW	275	291	105.82%
NCYF	68	89	130.88%
NSP	718	1143	159.19%
OCC	396	618	156.06%
TSC	960	944	98.33%

TOTAL DCS: (excludes WEC Inmates)
 12-15-10 3175 4496 141.61%
 12-15-09 3175 4383 138.05%

CRIME TYPE OF POPULATION

Part I Offenses * 1900 42.3%
 Part II Offenses** 2596 57.7%
TOTAL POPULATION 4496

*1st Degree Murder, 2nd Degree Murder, Manslaughter,
 1st Degree Assault, 1st Degree Sexual Assault,
 1st Degree Sexual Assault of a Child, Robbery.

**All other offenses.

LIFE SENTENCES

Total Inmates Sentenced to Capital Punishment 12
 Total Inmates Sentenced to Life w/out Parole 224
 Total Inmates Sentenced to Life with Parole 93
 Total Inmates Sentenced to Life w/out Parole (6-30-10) 221

8961

FACILITY SUCCESS RATE (FY10)

80.9%

ADMIT STATUS OF POPULATION - DEC

Admit Status	Population	% of Population
Sentenced	341	93.2%
90 Day Evaluator	7	1.9%
County Safekeeper	16	4.4%
I.S. Transfer	2	0.5%
TOTAL POPULATION	366	

ADMIT STATUS OF POPULATION - NCCW

Admit Status	Population	% of Population
Sentenced	279	95.9%
90 Day Evaluator	3	1.0%
County Safekeeper	5	1.7%
I.S. Transfer	4	1.4%
TOTAL POPULATION	291	

(avg NCCW diag / eval unit pop is 40)

OFFENSE CATEGORY for MOST SERIOUS OFFENSE & PERCENT of TOTAL

POPULATION CONFINED (6-30-10)

Offense	Population	% of Population
Sex Offenses	769	17.1%
Drugs	612	13.6%
Assault	585	13.0%
Homicide	510	11.4%
Robbery	401	8.9%
Burglary	366	8.2%
Theft	359	8.0%
Motor Vehicle	346	7.7%
Fraud	151	3.4%
Other	129	2.9%
Weapons	102	2.3%
Morals	66	1.5%
Restraint	64	1.4%
Arson	28	0.6%

CUSTODY CLASSIFICATION

CUSTODY LEVEL	TOTAL PER CUSTODY LEVEL	% OF TOTAL
Maximum*	1445	32.1%
Medium	1243	27.7%
Minimum	1203	26.7%
Community	605	13.5%
TOTAL	4496	

*New admissions to the Diagnostic & Evaluation Center are classified as maximum until transferred to another facility.

RANDOM DRUG TESTING PROGRAM

Baseline test 6/1991 - 17.35% tested positive
 2008 Average 1.20% tested positive
 2009 Average 1.02% tested positive
 2010 thru 3rd Qtr Avg 1.61% tested positive

PAROLE POPULATION

December 15, 2010
 Regular Sentence 885 % of DCS Pop 16.45%
 Interstate Transfers 205 (excluded)

PAROLE SUCCESS RATE (FY10)

66.4%

Parole Eligible 1340 Avg. Time on Parole (FY10) 9.83 months

PAROLE RANDOM DRUG TESTING

Baseline test 1997 - 12.5% tested positive
 2008 Average 14.56% tested positive
 2009 Average 11.88% tested positive
 2010 thru 3rd Qtr Avg 10.87% tested positive

PAROLE DISC SUCCESS RATE (FY10)

89.6%

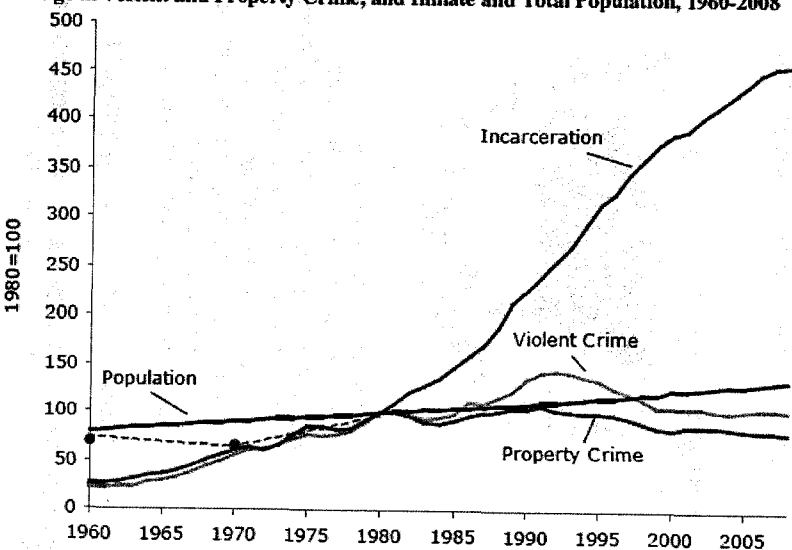
(determined by the number of parolees that completed and discharged from parole and did not re-arrest within 3 years of their parole discharge date)

WORK ETHIC CAMP

December 15, 2010

Design Capacity	Population Type	Actual Population	% of Capacity
100	Min. Custody ISP	99	155%
		56	
		155	

Change in Violent and Property Crime, and Inmate and Total Population, 1960-2008



Source: Authors' analysis of FBI and BJS data.

Source: Center for Economic and Policy Research, The High Budgetary Cost of Incarceration, June 2010

INSTITUTIONS / PROGRAMS

Average Cost Per Offender
(All facilities including Parole)
Nebraska FY 2010 \$28,773/year

Adult Parole Administration (APA)
Average Cost per Parolee per Year \$3,560
Cathy Gibson-Beltz, Administrator
Folsom & West Prospector Place, Bldg. 15
Lincoln, NE 68522
(402) 471-2654

Community Corrections Center-Lincoln (CCC-L)
Community Custody
Average Cost per Inmate per Year \$17,876
Rex Richard, Warden
2720 West Van Dorn
Lincoln, NE 68522
(402) 471-0740

Community Corrections Center-Omaha (CCC-O)
Community Custody
Average Cost per Inmate per Year \$21,491
Charles West, Warden
2320 Avenue 'J'
Omaha, NE 68110
(402) 595-2010

Diagnostic & Evaluation Center (DEC)
Maximum Custody
Average Cost per Inmate per Year \$33,397
Mario Pearl, Warden
3220 West Van Dorn
Lincoln, NE 68522
(402) 471-3330

Lincoln Correctional Center (LCC)
Maximum & Medium Custody
Average Cost per Inmate per Year \$40,129
Diane Sabatka-Rine, Warden
3216 West Van Dorn
Lincoln, NE 68522
(402) 471-2861

Nebraska is one of only fourteen states nationwide having all adult facilities, industries, central office, staff training academy, and adult parole accredited through the African Correctional Association.

Nebraska Correctional Center for Women (NCCW)
Maximum, Medium & Minimum Custody
Average Cost per Inmate per Year \$39,472
John J. Dahm, Warden
1107 Recharge Road
York, NE 68467-8003
(402) 362-3317

Nebraska Correctional Youth Facility (NCYF)
Maximum, Medium & Minimum Custody
Average Cost per Inmate per Year \$67,247
Ryan Mah, Warden
2610 North 20th Street East
Omaha, NE 68110
(402) 595-2000

Nebraska State Penitentiary (NSP)
Maximum, Medium, Minimum Custody & Residential Treatment Community
Average Cost per Inmate per Year \$35,182
Dennis Bakewell, Warden
4201 South 14th Street
Lincoln, NE 68542
(402) 471-3161

Omaha Correctional Center (OCC)
Medium & Minimum Custody
Average Cost per Inmate per Year \$26,625
Mike Kenney, Warden
2323 Avenue 'J'
Omaha, NE 68110
(402) 595-3964

Tecumseh State Correctional Institution (TSCI)
Maximum, Medium, Death Row & Intensive Management
Average Cost per Inmate per Year \$37,660
Fred Britten, Warden
2725 N. Highway 50
Tecumseh, NE 68450
(402) 335-5998

Work Ethic Camp, McCook (WEC)
Intensive Supervision Probationers & Minimum Custody
Average Cost per Offender (see below) *\$18,741
Pam Morello, Warden
2309 North Highway 83
McCook, NE 69001
(308) 345-8405

* WEC average cost is based on FY2010 avg number of offenders X avg length in program (which is 5 months).

Nebraska Department of Correctional Services 3-Year Recidivism* Data Report FY2004 to FY2007

Pop:	Releases				Recidivists				Technical Violators				% Recidivism			
	FY04	FY05	FY06	FY07	FY04	FY05	FY06	FY07	FY04	FY05	FY06	FY07	FY04	FY05	FY06	FY07
FEMALES																
Paroles	117	103	136	155	9	13	16	13	26	21	19	26	29.9	33.0	25.7	25.2
Mand Discharges	119	128	205	165	20	22	31	18	n/a	n/a	n/a	n/a	16.8	17.2	15.1	10.1
TOTAL	236	231	341	320	29	35	47	31	26	21	19	26	23.3	24.2	20.6	17.8
MALES																
Paroles	737	697	702	829	161	146	135	142	173	159	125	149	45.3	43.8	37.0	35.2
Mand Discharges	898	881	1072	1038	183	216	216	212	n/a	n/a	n/a	n/a	20.4	24.5	20.1	20.4
TOTAL	1635	1578	1774	1867	344	362	351	354	173	150	125	149	31.6	32.4	26.8	27.0
FEMALES & MALES																
Paroles	854	800	838	984	170	159	151	156	205	180	144	175	43.9	42.4	35.2	33.6
Mand Discharges	1017	1009	1277	1203	203	238	247	230	n/a	n/a	n/a	n/a	20.0	23.6	19.3	19.1
TOTAL	1871	1809	2115	2187	373	397	398	386	205	180	144	175	30.9	31.9	25.6	25.7

Starting in fiscal year 2003, NE-DCS began using ASCA-defined measures to configure recidivism rate.
*All recidivists were committed for new crimes or for technical violations within 3 years of their release date.

NEBRASKA DEPARTMENT OF CORRECTIONAL SERVICES

January 18, 2011

Robert P. Houston, Director
Robin Spindler, Deputy Director, Administrative Services
Frank Hopkins, Deputy Director, Institutions
Larry Wayne, Deputy Director, Programs & Community Services
Randy Kohl, Deputy Director, Health Services
John McGovern, Deputy Director, Cornhusker State Industries



Folsom & West Prospector Place, Building 1
Lincoln, NE 68522
(402) 471-2654
FAX: (402) 479-5623
www.corrections.nebraska.gov

MISSION STATEMENT
To serve and protect the public by providing control, humane care and program opportunities for those individuals placed in its custody and supervision, thereby facilitating their return to society as responsible persons.

INMATE POPULATION

January 18, 2011

POPULATION vs. DESIGN CAPACITY

	Design Capacity	Actual Population	% of Capacity
CCCL-L	200	360	180.00%
CCCO-O	90	154	171.11%
DEC	160	377	235.63%
LCC	308	489	158.77%
NCCW	275	288	104.73%
NCYF	68	91	133.82%
NSP	718	1141	158.91%
OCC	396	613	154.80%
TSCI	960	941	98.02%

TOTAL DCS: (excludes WEC inmates)
 1-18-11 3175 4454 140.28%
 1-18-10 3175 4348 136.94%

CRIME TYPE OF POPULATION

Part I Offenses * 1895 42.5%
 Part II Offenses** 2559 57.5%
TOTAL POPULATION 4454

*1st Degree Murder, 2nd Degree Murder, Manslaughter,
 1st Degree Assault, 1st Degree Sexual Assault,
 1st Degree Sexual Assault of a Child, Robbery.

**All other offenses.

LIFE SENTENCES

Total Inmates Sentenced to Capital Punishment 12
 Total Inmates Sentenced to Life w/out Parole 227
 Total Inmates Sentenced to Life with Parole 93
 Total Inmates Sentenced to Life w/out Parole (6-30-10) 221

0.61

FACILITY SUCCESS RATE (FY10)

80.9%

ADMIT STATUS OF POPULATION - DEC

Admit Status	Population	% of Population
Sentenced	351	93.1%
90 Day Evaluator	9	2.4%
County Safekeeper	15	4.0%
I.S. Transfer	2	0.5%
TOTAL POPULATION	377	

ADMIT STATUS OF POPULATION - NCCW

Admit Status	Population	% of Population
Sentenced	277	96.2%
90 Day Evaluator	2	0.7%
County Safekeeper	5	1.7%
I.S. Transfer	4	1.4%
TOTAL POPULATION	288	

(avg NCCW diag/eval unit pop is 40)

OFFENSE CATEGORY for MOST SERIOUS OFFENSE & PERCENT of TOTAL

POPULATION CONFINED (6-30-10)

Offense	Population	% of Population
Sex Offenses	769	17.1%
Drugs	612	13.6%
Assault	585	13.0%
Homicide	510	11.4%
Robbery	401	8.9%
Burglary	366	8.2%
Theft	359	8.0%
Motor Vehicle	346	7.7%
Fraud	151	3.4%
Other	129	2.9%
Weapons	102	2.3%
Morals	66	1.5%
Restraint	64	1.4%
Arson	28	0.6%

CUSTODY CLASSIFICATION

CUSTODY LEVEL	TOTAL PER CUSTODY LEVEL	% OF TOTAL
Maximum*	1444	32.4%
Medium	1207	27.7%
Minimum	1224	27.5%
Community	579	13.0%
TOTAL	4454	

*New admissions to the Diagnostic & Evaluation Center are classified as maximum until transferred to another facility.

RANDOM DRUG TESTING PROGRAM

Baseline test 6/1991 - 17.35% tested positive
 2008 Average 1.20% tested positive
 2009 Average 1.02% tested positive
 2010 Average 1.50% tested positive

PAROLE POPULATION

January 18, 2011

Regular Sentence	918	% of DCS Pop	16.75%
Interstate Transfers	206	(excluded)	

PAROLE SUCCESS RATE (FY10)

66.4%

Parole Eligible 1304 Avg. Time on Parole (FY10) 9.83 months

PAROLE RANDOM DRUG TESTING

Baseline test 1997 - 12.5% tested positive
 2008 Average 14.56% tested positive
 2009 Average 11.88% tested positive
 2010 Average 12.90% tested positive

PAROLE DISC SUCCESS RATE (FY10)

89.6%

(determined by the number of parolees that completed and discharged from parole and did not recidivate within 3 years of their parole discharge date)

WORK ETHIC CAMP

January 18, 2011

Design Capacity	Population Type	Actual Population	% of Capacity
100	Min. Custody ISP	110	163%
		53	
		163	

Lincoln Correction Center (LCC) Mental Health Unit (MHU)- Nebraska Department of Correctional Services (NDCS) Segregation Transition Outcome Data

Segregation Transition Outcome Data: (based on 50 inmates)

- In 2008, NDCS Mental Health plans focused on dealing with inmates in our segregation units with Mental Health needs – the results show significant success.
- 50 inmates deemed high/risk high/need were transferred from segregation units department-wide to the LCC MHU, with a transition period in LCC segregation in between.
- Misconduct Report (MR) data for this group of 50 indicated an average of 22.5 MR's per year prior to the transfer, to an average 8.4 MR's per year while in transition, to an average of only 5.5 MR's per year while in the LCC MHU.
- Assault data for this group of 50 went from an average of 40 assaults per year, to an average of 10 per year while in transition, to an average of only 1 per year since residency within the LCC MHU.

INSTITUTIONS / PROGRAMS

Average Cost Per Offender
(All facilities including Parole)
Nebraska FY 2010 \$28,773/year

Adult Parole Administration (APA)
Average Cost per Parolee per Year \$3,560
Cathy Gibson-Beltz, Administrator
Folsom & West Prospector Place, Bldg. 15
Lincoln, NE 68522
(402) 471-2654

Community Corrections Center-Lincoln (CCC-L)
Community Custody
Average Cost per Inmate per Year \$17,876
Rex Richard, Warden
2720 West Van Dorn
Lincoln, NE 68522
(402) 471-0740

Community Corrections Center-Omaha (CCC-O)
Community Custody
Average Cost per Inmate per Year \$21,491
Charles West, Warden
2320 Avenue 'J'
Omaha, NE 68110
(402) 595-2010

Diagnostic & Evaluation Center (DEC)
Maximum Custody
Average Cost per Inmate per Year \$33,397
Mario Peart, Warden
3220 West Van Dorn
Lincoln, NE 68522
(402) 471-3330

Lincoln Correctional Center (LCC)
Maximum & Medium Custody
Average Cost per Inmate per Year \$40,129
Diane Sabatka-Fine, Warden
3216 West Van Dorn
Lincoln, NE 68522
(402) 471-2861

Nebraska is one of only fourteen states nationwide having all adult facilities, industries, central office, staff training academy, and adult parole accredited through the American Correctional Association.

Nebraska Correctional Center for Women (NCCW)

Maximum, Medium & Minimum Custody
Average Cost per Inmate per Year \$39,472
John J. Dahm, Warden
1107 Recharge Road
York, NE 68467-8003
(402) 362-3317

Nebraska Correctional Youth Facility (NCYF)
Maximum, Medium & Minimum Custody
Average Cost per Inmate per Year \$67,247
Ryan Mahr, Warden
2610 North 20th Street East
Omaha, NE 68110
(402) 595-2000

Nebraska State Penitentiary (NSP)
Maximum, Medium, Minimum Custody & Residential Treatment Community
Average Cost per Inmate per Year \$35,182
Dennis Bakewell, Warden
4201 South 14th Street
Lincoln, NE 68542
(402) 471-3161

Omaha Correctional Center (OCC)
Medium & Minimum Custody
Average Cost per Inmate per Year \$26,625
Mike Kenney, Warden
2323 Avenue 'J'
Omaha, NE 68110
(402) 595-3964

Tecumseh State Correctional Institution (TSCI)
Maximum, Medium, Death Row & Intensive Management
Average Cost per Inmate per Year \$37,660
Fred Britten, Warden
2725 N. Highway 50
Tecumseh, NE 68450
(402) 335-5998

Work Ethic Camp, McCook (WEC)
Intensive Supervision Probationers & Minimum Custody
*Average Cost per Offender (see below) \$18,741
Pam Morello, Warden
2309 North Highway 83
McCook, NE 69001
(308) 345-8405

* WEC average cost is based on FY2010 avg number of offenders X avg length in program (which is 5 months).

Most Serious Offenses of some of the DCS Inmate Population

Other Sex Offenses

Date run: 3/22/2011

Offense	# of Inmates
SEXUAL ASSAULT OF CHILD	110
SEX OFFENDER REG ACT VIOLATION	36
SEXUAL ASSAULT	34
CHILD ENTICEMENT	12
INTERSTATE TRANSFER SEX OFFENSE	3
POSSESSION CHILD PORNOGRAPHY	2
SEXUAL ABUSE OF INMATE/PAROLEE	1
SODOMY	1
Grand Total	199

Other Assault Offenses

Date run: 3/22/2011


Offense/Arrest	# of Inmates
ASSAULT	102
TERRORISTIC THREATS	75
CHILD ABUSE	68
DOMESTIC ASSAULT	62
ASSAULT PEACE OFFICER	25
STRAWGULATION	25
VULNERABLE ADULT ABUSE	4
STALKING	1
Grand Total	362

NEBRASKA DEPARTMENT of CORRECTIONAL SERVICES

February 28, 2011

Robert P. Houston, Director

Robin Spindler, Deputy Director,
Administrative Services
Frank Hopkins, Deputy Director, Institutions
Larry Wayne, Deputy Director,
Programs & Community Services
Randy Kohl, Deputy Director, Health Services
John McGovern, Deputy Director,
Cornhusker State Industries



Folsom & West Prospector Place, Building 1
Lincoln, NE 68522
(402) 471-2654
FAX: (402) 479-5623
www.corrections.nebraska.gov

MISSION STATEMENT

To serve and protect the public by providing control, humane care and program opportunities for those individuals placed in its custody and supervision, thereby facilitating their return to society as responsible persons.

INMATE POPULATION

February 28, 2011

POPULATION vs. DESIGN CAPACITY

	Design Capacity	Actual Population	% of Capacity
CCC-L	200	360	180.00%
CCC-O	90	141	156.67%
DEC	160	387	241.88%
LCC	308	493	160.06%
NCCW	275	289	105.09%
NCYF	68	86	126.47%
NSP	718	1141	158.91%
OCC	396	575	145.20%
TSCI	960	949	98.85%

TOTAL DCS: (excludes WEC inmates)
 2-28-11 3175 4421 139.24%
 2-28-10 3175 4370 137.64%

CRIME TYPE of POPULATION

Part I Offenses * 1895 42.9%
 Part II Offenses ** 2526 57.1%
 TOTAL POPULATION 4421

*1st Degree Murder, 2nd Degree Murder, Manslaughter,
 1st Degree Assault, 1st Degree Sexual Assault,
 1st Degree Sexual Assault of a Child, Robbery.

**All other offenses.

LIFE SENTENCES

Total Inmates Sentenced to Capital Punishment 12
 Total Inmates Sentenced to Life w/out Parole 226
 Total Inmates Sentenced to Life with Parole 93
 Total Inmates Sentenced to Life w/out Parole (6-30-10) 221

2.61

FACILITY SUCCESS RATE (FY10)

80.9%

ADMIT STATUS of POPULATION - DEC

Admit Status	Population	% of Population
Sentenced	365	94.3%
90 Day Evaluator	7	1.8%
County Safekeeper	12	3.1%
I.S. Transfer	3	0.8%
TOTAL POPULATION	387	

ADMIT STATUS of POPULATION - NCCW

Admit Status	Population	% of Population
Sentenced	276	95.5%
90 Day Evaluator	3	1.0%
County Safekeeper	6	2.1%
I.S. Transfer	4	1.4%
TOTAL POPULATION	289	

(avg NCCW diag / eval unit pop is 40)

OFFENSE CATEGORY for MOST SERIOUS OFFENSE & PERCENT of TOTAL

POPULATION CONFINED (6-30-10)

Offense	Population	% of Population
Sex Offenses	769	17.1%
Drugs	612	13.6%
Assault	585	13.0%
Homicide	510	11.4%
Robbery	401	8.9%
Burglary	366	8.2%
Theft	359	8.0%
Motor Vehicle	346	7.7%
Fraud	151	3.4%
Other	129	2.9%
Weapons	102	2.3%
Morals	66	1.5%
Restraint	64	1.4%
Arson	28	0.6%

CUSTODY CLASSIFICATION

CUSTODY LEVEL	TOTAL PER CUSTODY LEVEL	% OF TOTAL
Maximum*	1487	33.6%
Medium	1199	27.1%
Minimum	1180	26.7%
Community	555	12.6%
TOTAL	4421	

*New admissions to the Diagnostic & Evaluation Center are classified as maximum until transferred to another facility.

RANDOM DRUG TESTING PROGRAM

Baseline test 6/1991 - 17.35% tested positive
 2008 Average 1.20% tested positive
 2009 Average 1.02% tested positive
 2010 Average 1.50% tested positive

PAROLE POPULATION

February 28, 2011

Regular Sentence 975 % of DCS Pop 17.68%
 Interstate Transfers 200 (excluded)

PAROLE SUCCESS RATE (FY10)

66.4%

Parole Eligible Avg. Time on Parole (FY10)

1261 9.83 months

PAROLE RANDOM DRUG TESTING

Baseline test 1997 - 12.5% tested positive
 2008 Average 14.56% tested positive
 2009 Average 11.88% tested positive
 2010 Average 12.90% tested positive

PAROLE DISC SUCCESS RATE (FY10)

89.6%

(determined by the number of parolees that completed and discharged from parole and did not reconvict within 3 years of their parole discharge date)

WORK ETHIC CAMP

February 28, 2011

Design Capacity	Population Type	Actual Population	% of Capacity
100	Min. Custody ISP	39	157%

Most Serious Offenses of some of the DCS Inmate Population

Part I Offenses
 Date run: 3/2/2011

Offense Arrest	# of Inmates
ROBBERY	530
SEXUAL ASSAULT 1ST DEGREE	530
ASSAULT 1ST DEGREE	267
MURDER 1ST DEGREE	252
MURDER 2ND DEGREE	241
SEXUAL ASSAULT OF CHILD 1ST DEG	145
MANSLAUGHTER	117
Grand Total	1897

Drug Offenses

Date run: 3/2/2011

Offense Arrest	# of Inmates
MANU/DISTDEL/DISP OR POSS WA	333
POS. CNTRL. SUB. EXCEPT MARIJUANA	181
POSSESSION OF MARIJUANA	12
ADJUDIC. CONT. SUBS. BY FRAUD	9
POSSESS MONEY/FREARM CNTRL. SUBS.	4
DLNG. MARCOTICS/CNTRL. SUBSTANCE	1
INJENT. VIOL. BY REGSTRD. PERSON	1
MANU/DISTDEL/DISP TO MINOR	1
Grand Total	542

INSTITUTIONS / PROGRAMS

Average Cost/Per Offender
(All facilities including Parole)
Nebraska FY 2010 \$28,773/year

Adult Parole Administration (APA)
Average Cost per Parolee per Year \$3,560
Cathy Gibson-Beltz, Administrator
Folsom & West Prospector Place, Bldg. 15
Lincoln, NE 68522
(402) 471-2654

Community Corrections Center-Lincoln (CCC-L)
Community Custody
Average Cost per Inmate per Year \$17,876
Rex Richard, Warden
2720 West Van Dorn
Lincoln, NE 68522
(402) 471-0740

Community Corrections Center-Omaha (CCC-O)
Community Custody
Average Cost per Inmate per Year \$21,491
Charles West, Warden
2320 Avenue 'J'
Omaha, NE 68110
(402) 595-2010

Diagnostic & Evaluation Center (DEC)
Maximum Custody
Average Cost per Inmate per Year \$33,397
Mario Peart, Warden
3220 West Van Dorn
Lincoln, NE 68522
(402) 471-3330

Lincoln Correctional Center (LCC)
Maximum & Medium Custody
Average Cost per Inmate per Year \$40,129
Diane Sabatka-Rine, Warden
3216 West Van Dorn
Lincoln, NE 68522
(402) 471-2861

Nebraska is one of only fourteen states nationwide having all adult facilities, industries, central office, staff training academy, and adult parole accredited through the International Correctional Association.

Nebraska Correctional Center for Women (NCCW)

Maximum, Medium & Minimum Custody
Average Cost per Inmate per Year \$39,472
John J. Dahm, Warden
1107 Recharge Road
York, NE 68467-8003
(402) 362-3317

Nebraska Correctional Youth Facility (NCYF)
Maximum, Medium & Minimum Custody
Average Cost per Inmate per Year \$67,247
Ryan Mahr, Warden
2610 North 20th Street East
Omaha, NE 68110
(402) 595-2000

Nebraska State Penitentiary (NSP)
Maximum, Medium, Minimum Custody & Residential Treatment Community
Average Cost per Inmate per Year \$35,182
Dennis Bakewell, Warden
4201 South 14th Street
Lincoln, NE 68542
(402) 471-3161

Omaha Correctional Center (OCC)
Medium & Minimum Custody
Average Cost per Inmate per Year \$26,625
Mike Kenney, Warden
2323 Avenue 'J'
Omaha, NE 68110
(402) 595-3964

Tecumseh State Correctional Institution (TSCI)
Maximum, Medium, Death Row & Intensive Management
Average Cost per Inmate per Year \$37,660
Fred Britten, Warden
2725 N. Highway 50
Tecumseh, NE 68450
(402) 335-5998

Work Ethic Camp, McCook (WEC)
Intensive Supervision Probationers & Minimum Custody
Average Cost per Offender (see below) *\$18,741
Pam Morallo, Warden
2309 North Highway 83
McCook, NE 69001
(308) 345-8405

* WEC average cost is based on FY2010 avg number of offenders X avg length in program (which is 5 months).

Workplace and nonworkplace violence and violence against persons not employed, by type of crime, 2005-2009

Type of crime	Average annual rate of violence per 1,000 persons age 16 or older in—			Percent of nonfatal violence in—		
	Workplace ^a	Nonworkplace ^b	Not employed ^c	Workplace ^a	Nonworkplace ^b	Not employed ^c
Total	5.1	16.4	16.6	100.0%	100.0%	100.0%
Serious violent crime	1.1	6.3	6.5	22.2	38.5	38.8
Rape/sexual assault	0.1	0.6	1.0	2.3	3.8	6.0
Robbery	0.2	2.3	2.2	3.1	14.0	13.3
Aggravated assault	0.9	3.4	3.2	16.8	20.7	19.4
Simple assault	4.0	10.1	10.2	77.8	61.5	61.2

Note: Serious violent crime includes rape/sexual assault, robbery, and aggravated assault. Details do not sum to total due to rounding. Includes 2006 data. See Methodology.

^aWorkplace violence occurs against an employed person age 16 or older while at work or on duty.

^bNonworkplace violence occurs against an employed person age 16 or older while not at work or on duty.

^cViolence against persons not employed occurs against a person age 16 or older who did not have a job at the time of the crime.


Source: National Crime Victimization Survey.

NEBRASKA DEPARTMENT of CORRECTIONAL SERVICES

April 4, 2011

Robert P. Houston, Director

Robin Spindler, Deputy Director,
Administrative Services
Frank Hopkins, Deputy Director, Institutions
Larry Wayne, Deputy Director,
Programs & Community Services
Randy Kohi, Deputy Director, Health Services
John McGovern, Deputy Director,
Cornhusker State Industries



Folsom & West Prospector Place, Building 1
Lincoln, NE 68522
(402) 471-2654
FAX: (402) 479-5623
www.corrections.nebraska.gov

MISSION STATEMENT

To serve and protect the public by providing control, humane care and program opportunities for those individuals placed in its custody and supervision, thereby facilitating their return to society as responsible persons.

INMATE POPULATION

April 4, 2011

POPULATION vs. DESIGN CAPACITY

	Design Capacity	Actual Population	% of Capacity
CCC-L	200	347	173.50%
CCC-O	90	161	178.89%
DEC	160	387	241.88%
LCC	308	494	160.39%
NCCW	275	272	98.91%
NCYF	68	87	127.94%
NSP	718	1178	164.07%
OCC	396	551	139.14%
TSCI	960	955	99.48%

TOTAL DCS: (excludes WEC inmates)
 4-4-11 3175 4432 139.59%
 4-4-10 3175 4394 138.39%

CRIME TYPE OF POPULATION

Part I Offenses * 1891 42.7%
 Part II Offenses ** 2541 57.3%
TOTAL POPULATION 4432

*1st Degree Murder, 2nd Degree Murder, Manslaughter,
 1st Degree Assault, 1st Degree Sexual Assault,
 1st Degree Sexual Assault of a Child, Robbery.

** All other offenses.

LIFE SENTENCES

Total Inmates Sentenced to Capital Punishment 12
 Total Inmates Sentenced to Life w/out Parole 226
 Total Inmates Sentenced to Life with Parole 92
 Total Inmates Sentenced to Life w/out Parole (6-30-10) 221

7 L 6 T

FACILITY SUCCESS RATE (FY10)

80.9%

ADMIT STATUS OF POPULATION - DEC

Admit Status	Population	% of Population
Sentenced	368	95.1%
90 Day Evaluator	7	1.8%
County Safekeeper	12	3.1%

TOTAL POPULATION 387

ADMIT STATUS OF POPULATION - NCCW

Admit Status	Population	% of Population
Sentenced	263	96.7%
90 Day Evaluator	2	0.7%
County Safekeeper	3	1.1%
I.S. Transfer	4	1.5%

TOTAL POPULATION 272
 (avg NCCW diag / eval unit pop is 40)

OFFENSE CATEGORY for MOST SERIOUS OFFENSE & PERCENT OF TOTAL

POPULATION CONFINED (6-30-10)

Offense	Population	% of Population
Sex Offenses	769	17.1%
Drugs	612	13.6%
Assault	585	13.0%
Homicide	510	11.4%
Robbery	401	8.9%
Burglary	366	8.2%
Theft	359	8.0%
Motor Vehicle	346	7.7%
Fraud	151	3.4%
Other	129	2.9%
Weapons	102	2.3%
Morals	66	1.5%
Restraint	64	1.4%
Arson	28	0.6%

CUSTODY CLASSIFICATION

CUSTODY LEVEL	TOTAL PER CUSTODY LEVEL	% OF TOTAL
Maximum*	1484	33.5%
Medium	1195	27.0%
Minimum	1194	26.9%
Community	559	12.6%
TOTAL	4432	

*New admissions to the Diagnostic & Evaluation Center are classified as maximum until transferred to another facility.

RANDOM DRUG TESTING PROGRAM

Baseline test 6/1991 - 17.35% tested positive
 2008 Average 1.20% tested positive
 2009 Average 1.02% tested positive
 2010 Average 1.50% tested positive

PAROLE POPULATION

April 4, 2011

Regular Sentence 992 % of DCS Pop 16.94%
 Interstate Transfers 202 (excluded)
 Re-Entry Furlough 60 (excluded)

PAROLE SUCCESS RATE (FY10)

66.4%

Parole Eligible 1247 Avg. Time on Parole (FY10) 9.83 months

PAROLE RANDOM DRUG TESTING

Baseline test 1997 - 12.5% tested positive
 2008 Average 14.56% tested positive
 2009 Average 11.88% tested positive
 2010 Average 12.90% tested positive

PAROLE DISC SUCCESS RATE (FY10)

89.6%

(determined by the number of parolees that completed and discharged from parole and did not re-arrest within 3 years of their parole discharge date)

WORK ETHIC CAMP

April 4, 2011

Design Capacity	Population Type	Actual Population	% of Capacity
100	Min. Custody ISP	121	170%
		49	
		170	

Percent of workplace and nonworkplace violence and employed persons, by sex, race/Hispanic origin, age, marital status and annual household income, 2005-2009

Percent of nonfatal violence victims
 Percent of employed persons age 16 or older

Victim characteristic	Workplace	Nonworkplace	Percent of employed persons age 16 or older
Total	100.0%	100.0%	100.0%
Sex			
Male	62.9%	56.7%	54.1%
Female	37.1%	43.3%	45.9%
Race/Hispanic origin			
White ^a	77.9%	65.5%	70.0%
Black/African American ^a	8.7%	13.4%	10.8%
Hispanic/Latino ^b	7.8%	14.8%	13.5%
American Indian ^a	1.3%	1.0%	0.5%
Asian/Pacific Islander ^a	3.1%	2.2%	4.4%
Two or more races ^a	1.3%	3.0%	0.8%
Age			
16-19 years old	3.0%	13.7%	4.8%
20-24	13.7%	22.1%	10.1%
25-34	29.3%	25.8%	21.7%
35-49	34.0%	26.8%	35.4%
50-64	18.8%	10.9%	24.3%
65 or older	1.3%	0.7%	3.8%
Marital status			
Never married	35.0%	51.7%	29.0%
Married	47.2%	24.8%	56.4%
Widowed	1.8%	0.9%	1.9%
Divorced or separated	16.0%	22.6%	12.7%
Annual household income			
Less than \$7,500	1.0% ^a	6.2%	1.8%
\$7,500 to \$14,999	4.4%	7.5%	3.1%
\$15,000 to \$24,999	7.8%	10.2%	6.4%
\$25,000 to \$34,999	8.2%	11.4%	8.1%
\$35,000 to \$49,999	12.2%	13.4%	12.5%
\$50,000 to \$74,999	22.4%	11.5%	16.3%
\$75,000 or more	23.5%	16.4%	27.5%
Unknown	20.6%	23.4%	24.3%

Note: Details do not sum to total due to rounding. Includes 2006 data. See Methodology.
^a Based on 10 or fewer sample cases.
^b Excludes persons of Hispanic or Latino origin.
^c Includes all racial groups.
 Source: National Crime Victimization Survey.

INSTITUTIONS / PROGRAMS

Average Cost Per Offender
(All facilities including Parole)
Nebraska FY 2010 \$28,773/year

Adult Parole Administration (APA)
Average Cost per Parolee per Year \$3,560
Cathy Gibson-Beltz, Administrator
Folsom & West Prospector Place, Bldg. 15
Lincoln, NE 68522
(402) 471-2654

Community Corrections Center-Lincoln (CCC-L)
Community Custody
Average Cost per Inmate per Year \$17,876
Rex Richard, Warden
2720 West Van Dom
Lincoln, NE 68522
(402) 471-0740

Community Corrections Center- Omaha (CCC-O)
Community Custody
Average Cost per Inmate per Year \$21,491
Charles West, Warden
2320 Avenue 'J'
Omaha, NE 68110
(402) 595-2010

Diagnostic & Evaluation Center (DEC)
Maximum Custody
Average Cost per Inmate per Year \$33,397
Marlo Peart, Warden
3220 West Van Dom
Lincoln, NE 68522
(402) 471-3330

Lincoln Correctional Center (LCC)
Maximum & Medium Custody
Average Cost per Inmate per Year \$40,129
Diane Sabatka-Rline, Warden
3216 West Van Dom
Lincoln, NE 68522
(402) 471-2861

Nebraska is one of only fourteen states nationwide having all adult facilities, industries, central office, staff training-academy, and adult parole accredited through the American Correctional Association.

Nebraska Correctional Center for Women (NCCW)

Maximum, Medium & Minimum Custody
Average Cost per Inmate per Year \$39,472
John J. Dahm, Warden
1107 Recharge Road
York, NE 68467-8003
(402) 362-3317

Nebraska Correctional Youth Facility (NCYF)
Maximum, Medium & Minimum Custody
Average Cost per Inmate per Year \$67,247
Ryan Maier, Warden
2610 North 20th Street East
Omaha, NE 68110
(402) 595-2000

Nebraska State Penitentiary (NSP)
Maximum, Medium, Minimum Custody & Residential Treatment Community
Average Cost per Inmate per Year \$35,182
Dennis Bakewell, Warden
4201 South 14th Street
Lincoln, NE 68542
(402) 471-3161

Omaha Correctional Center (OCC)
Medium & Minimum Custody
Average Cost per Inmate per Year \$26,625
Mike Kenney, Warden
2323 Avenue 'J'
Omaha, NE 68110
(402) 595-3964

Tecumseh State Correctional Institution (TSCI)
Maximum, Medium, Death Row & Intensive Management
Average Cost per Inmate per Year \$37,660
Fred Britten, Warden
2725 N. Highway 50
Tecumseh, NE 68450
(402) 335-5998

Work Ethic Camp, McCook (WEC)
Intensive Supervision Probationers & Minimum Custody
*Average Cost per Offender (see below) *\$18,741
Pam Morello, Warden
2309 North Highway 83
McCook, NE 69001
(308) 345-8405

* WEC average cost is based on FY2010 avg number of offenders X avg length in program (which is 5 months).

Workplace homicides, by occupation of victim, 2005-2009

Percent of workplace homicide victims age 16 or older

Occupation	Total	Percent of workplace homicide victims age 16 or older
Management, business and financial	9.6%	100.0%
Management	9.2	
Business and financial operations	0.4	
Professional and related	5.1%	
Computer and mathematical	—*	
Architecture and engineering	0.3*	
Life, physical, and social science	0.1*	
Community and social services	1.2	
Legal	0.6	
Education, training, and library	0.6	
Arts, design, entertainment, sports, and media	1.1	
Healthcare practitioners and technical	1.2	
Service	30.4%	
Healthcare support	0.7	
Protective service	17.2	
Food preparation and service-related	7.2	
Building and grounds cleaning and maintenance	2.4	
Personal care and service	2.9	
Sales and office	32.8%	
Sales and related	27.9	
Office and administrative support	4.9	
Natural resources, construction, and maintenance	6.5%	
Farming, fishing, and forestry	0.8	
Construction and extraction	3.0	
Installation, maintenance and repair	2.7	
Production, transportation, and material moving	15.7%	
Production	2.4	
Transportation and material moving	13.2	

Note: The National Crime Victimization Survey and Census of Fatal Occupational Injuries use different categories of occupations. See Methodology. Includes 2009 data which are preliminary. Excludes homicides where the victim occupation was unknown. Details do not sum to total due to rounding.
*Based on 10 or fewer cases.
—Remains to less than 0.05%.
Source: Census of Fatal Occupational Injuries, U.S. Department of Labor, Bureau of Labor Statistics.

NEBRASKA DEPARTMENT of CORRECTIONAL SERVICES

May 2, 2011

Robert P. Houston, Director

Robin Spindler, Deputy Director,
Administrative Services
Frank Hopkins, Deputy Director, Institutions
Larry Wayne, Deputy Director,
Programs & Community Services
Randy Kohl, Deputy Director, Health Services
John McGovern, Deputy Director,
Cornhusker State Industries



Folsom & West Prospector Place, Building 1
Lincoln, NE 68522
(402) 471-2654
FAX: (402) 479-5623
www.corrections.nebraska.gov

MISSION STATEMENT

To serve and protect the public by providing control, humane care and program opportunities for those individuals placed in its custody and supervision, thereby facilitating their return to society as responsible persons.

INMATE POPULATION

May 2, 2011

POPULATION vs. DESIGN CAPACITY

	Design Capacity	Actual Population	% of Capacity
CCCL-L	200	349	174.50%
CCC-O	90	147	163.33%
DEC	160	387	241.88%
LCC	308	486	157.79%
NCCW	275	281	102.18%
NCYF	68	88	129.41%
NPP	718	1191	165.88%
OCC	396	571	144.19%
TSCI	960	952	99.17%
TOTAL DCS: (excludes WEC Inmates)			
5-2-11	3175	4452	140.22%
5-2-10	3175	4416	139.09%

CRIME TYPE OF POPULATION

Part I Offenses *	1912	42.9%
Part II Offenses**	2540	57.1%
TOTAL POPULATION	4452	

*1st Degree Murder, 2nd Degree Murder, Manslaughter,
1st Degree Assault, 1st Degree Sexual Assault,
1st Degree Sexual Assault of a Child, Robbery.

**All other offenses.

LIFE SENTENCES

Total Inmates Sentenced to Capital Punishment	11
Total Inmates Sentenced to Life w/out Parole	226
Total Inmates Sentenced to Life with Parole	93
(6-30-10)	
Total Inmates Sentenced to Life w/out Parole	221

9 6 6 1

FACILITY SUCCESS RATE (FY10)

80.9%

ADMIT STATUS OF POPULATION - DEC

Admit Status	Population	% of Population
Sentenced	364	94.1%
90 Day Evaluator	8	2.1%
County Safekeeper	13	3.4%
I.S. Transfer	2	0.5%
TOTAL POPULATION	387	

ADMIT STATUS OF POPULATION - NCCW

Admit Status	Population	% of Population
Sentenced	273	97.2%
90 Day Evaluator	1	0.4%
County Safekeeper	3	1.1%
I.S. Transfer	4	1.4%
TOTAL POPULATION	281	

(avg NCCW diag / eval unit pop is 40)

OFFENSE CATEGORY for MOST SERIOUS OFFENSE & PERCENT OF TOTAL

POPULATION CONFINED (6-30-10)

Offense	Population	% of Population
Sex Offenses	769	17.1%
Drugs	612	13.6%
Assault	585	13.0%
Homicide	510	11.4%
Robbery	401	8.9%
Burglary	366	8.2%
Theft	359	8.0%
Motor Vehicle	346	7.7%
Fraud	151	3.4%
Other	129	2.9%
Weapons	102	2.3%
Morals	66	1.5%
Restraint	64	1.4%
Arson	28	0.6%

CUSTODY CLASSIFICATION

CUSTODY LEVEL	TOTAL PER CUSTODY LEVEL	% OF TOTAL
Maximum*	1506	33.8%
Medium	1169	26.2%
Minimum	1236	27.8%
Community	541	12.2%
TOTAL	4432	

*New admissions to the Diagnostic & Evaluation Center are classified as maximum until transferred to another facility.

RANDOM DRUG TESTING PROGRAM

Baseline test 6/1991 - 17.35% tested positive	
2009 Average	1.02% tested positive
2010 Average	1.50% tested positive
2011 1 st Qt. Avg	1.77% tested positive

PAROLE POPULATION

May 2, 2011

Regular Sentence	1008	% of DCS Pop	17.90%
Interstate Transfers	200	(excluded)	
Re-Entry Furlough	70	(excluded)	

PAROLE SUCCESS RATE (FY10)

66.4%

PAROLE ELIGIBLE Avg. Time on Parole (FY10)

1242 9.83 months

PAROLE RANDOM DRUG TESTING

Baseline test 1997 - 12.5% tested positive	
2009 Average	11.88% tested positive
2010 Average	12.90% tested positive
2011 1 st Qt. Avg	18.84% tested positive

PAROLE DISC SUCCESS RATE (FY10)

89.6%

(determined by the number of parolees that completed and discharged from parole and did not re-arrest within 3 years of their parole discharge date)

WORK ETHIC CAMP

May 2, 2011

Design Capacity	Population Type	Actual Population	% of Capacity
100	Min. Custody ISP	53	172%
		172	

Rate of workplace and nonworkplace violence, by sex, race/Hispanic origin, age, marital status, and annual household income, 2005-2009

Rate of nonfatal violence per 1,000 employed persons age 16 or older in—

Victim characteristic	Workplace	Nonworkplace
Total	51	164
Sex		
Male	59	172
Female	41	155
Race/Hispanic origin		
White ¹	57	153
Black/African American ²	41	204
Hispanic/Latino ²	30	180
American Indian ²	130	339
Asian/Pacific Islander ²	36	82
Two or more races ²	78	603
Age		
16-19 years old	32	469
20-24	69	360
25-34	69	195
35-49	49	124
50-64	39	74
65 or older	17	30
Marital status		
Never married	62	293
Married	43	72
Widowed	51	76
Divorced or separated	64	292
Annual household income		
Less than \$7,500	28*	557
\$7,500 to \$14,999	72	398
\$15,000 to \$24,999	62	262
\$25,000 to \$34,999	52	231
\$35,000 to \$49,999	49	175
\$50,000 to \$74,999	70	116
\$75,000 or more	44	98
Unknown	43	158

Note: Includes 2006 data. See Methodology. Based on 10 or fewer sample cases. Excludes persons of Hispanic or Latino origin. Includes all racial groups. Source: National Crime Victimization Survey.

INSTITUTIONS / PROGRAMS

Average Cost Per Offender
(All facilities including Parole)
Nebraska FY 2010 \$28,773/year

Adult Parole Administration (APA)
Average Cost per Parolee per Year \$3,560
Cathy Gibson-Beltz, Administrator
Folsom & West Prospector Place, Bldg. 15
Lincoln, NE 68522
(402) 471-2654

Community Corrections Center-Lincoln (CCC-L)
Community Custody
Average Cost per Inmate per Year \$17,876
Rex Richard, Warden
2720 West Van Dorn
Lincoln, NE 68522
(402) 471-0740

Community Corrections Center-Omaha (CCC-O)
Community Custody
Average Cost per Inmate per Year \$21,491
Charles West, Warden
2320 Avenue 'J'
Omaha, NE 68110
(402) 595-2010

Diagnostic & Evaluation Center (DEC)
Maximum Custody
Average Cost per Inmate per Year \$33,397
Mario Peart, Warden
3220 West Van Dorn
Lincoln, NE 68522
(402) 471-3330

Lincoln Correctional Center (LCC)
Maximum & Medium Custody
Average Cost per Inmate per Year \$40,129
Diane Sabatka-Rine, Warden
3216 West Van Dorn
Lincoln, NE 68522
(402) 471-2861

Nebraska is one of only fourteen states nationwide having all adult facilities, industries, central office, staff training academy, and adult parole accredited through the American Correctional Association.

Nebraska Correctional Center for Women (NCCW)

Maximum, Medium & Minimum Custody
Average Cost per Inmate per Year \$39,472
John J. Dahm, Warden
1107 Recharge Road
York, NE 68467-8003
(402) 362-3317

Nebraska Correctional Youth Facility (NCYF)
Maximum, Medium & Minimum Custody
Average Cost per Inmate per Year \$67,247
Ryan Mahr, Warden
2610 North 20th Street East
Omaha, NE 68110
(402) 595-2000

Nebraska State Penitentiary (NSP)
Maximum, Medium, Minimum Custody & Residential Treatment Community
Average Cost per Inmate per Year \$35,182
Dennis Bakewell, Warden
4201 South 14th Street
Lincoln, NE 68542
(402) 471-3161


Omaha Correctional Center (OCC)
Medium & Minimum Custody
Average Cost per Inmate per Year \$26,625
Mike Kenney, Warden
2323 Avenue 'J'
Omaha, NE 68110
(402) 595-3964

Tecumseh State Correctional Institution (TSCI)
Maximum, Medium, Death Row & Intensive Management
Average Cost per Inmate per Year \$37,660
Fred Britten, Warden
2725 N. Highway 50
Tecumseh, NE 68450
(402) 335-5998

Work Ethic Camp, McCook (WEC)
Intensive Supervision Probationers & Minimum Custody
*Average Cost per Offender (see below) \$18,741
Pam Morallo, Warden
2309 North Highway 83
McCook, NE 69001
(308) 345-8405

* WEC average cost is based on FY2010 avg number of offenders X avg length in program (which is 5 months).

Examples of Adults Programming and Associated Impacts on Recidivism



NEBRASKA DEPARTMENT of CORRECTIONAL SERVICES

May 31, 2011

Robert P. Houston, Director

Robin Spindler, Deputy Director,
Administrative Services
Frank Hopkins, Deputy Director, Institutions
Larry Wayne, Deputy Director,
Programs & Community Services
Randy Kohl, Deputy Director, Health Services
John McGovern, Deputy Director,
Cornhusker State Industries



Folsom & West Prospector Place, Building 1
Lincoln, NE 68522
(402) 471-2654
FAX: (402) 479-5623
www.corrections.nebraska.gov

MISSION STATEMENT

To serve and protect the public by providing control, humane care and program opportunities for those individuals placed in its custody and supervision, thereby facilitating their return to society as responsible persons.

INMATE POPULATION

May 31, 2011

POPULATION vs. DESIGN CAPACITY

	Design Capacity	Actual Population	% of Capacity
CCC-L	200	344	172.00%
CCC-O	90	165	183.33%
DEC	160	392	245.00%
LCC	308	494	160.39%
NCCW	275	269	97.82%
NCYF	68	87	127.94%
NSP	718	1189	165.60%
OCC	396	560	141.41%
TSCI	960	946	98.54%

TOTAL DCS: (excludes WEC inmates)
 5-31-11 3175 4446 140.03%
 5-31-10 3175 4446 140.03%

CRIME TYPE OF POPULATION

Part I Offenses * 1913 43.0%
 Part II Offenses ** 2533 57.0%
TOTAL POPULATION 4446

**1st Degree Murder, 2nd Degree Murder, Manslaughter,
 1st Degree Assault, 1st Degree Sexual Assault,
 1st Degree Sexual Assault of a Child, Robbery.

**All other offenses.

LIFE SENTENCES

Total Inmates Sentenced to Capital Punishment 11
 Total Inmates Sentenced to Life w/out Parole 227
 Total Inmates Sentenced to Life with Parole 94
 (6-30-10)
 Total Inmates Sentenced to Life w/out Parole 221

8,661

FACILITY SUCCESS RATE (FY10)

80.9%

ADMIT STATUS OF POPULATION - DEC

Admit Status	Population	% of
Sentenced	371	94.7%
90 Day Evaluator	6	1.5%
County Safekeeper	8	2.0%
Federal Safekeeper	5	1.3%
I.S. Transfer	2	0.5%
TOTAL POPULATION	387	

ADMIT STATUS OF POPULATION - NCCW

Admit Status	Population	% of
Sentenced	261	97.0%
90 Day Evaluator	1	0.4%
County Safekeeper	2	0.7%
I.S. Transfer	5	1.9%
TOTAL POPULATION	269	

(avg NCCW diag / eval unit pop is 40)

OFFENSE CATEGORY for MOST SERIOUS OFFENSE & PERCENT OF TOTAL

POPULATION CONFINED (6-30-10)

Offense	Population	% of
Sex Offenses	769	17.1%
Drugs	612	13.6%
Assault	585	13.0%
Homicide	510	11.4%
Robbery	401	8.9%
Burglary	366	8.2%
Theft	359	8.0%
Motor Vehicle	346	7.7%
Fraud	151	3.4%
Other	129	2.9%
Weapons	102	2.3%
Morals	66	1.5%
Restraint	64	1.4%
Arson	28	0.6%

CUSTODY CLASSIFICATION

CUSTODY LEVEL	TOTAL PER CUSTODY LEVEL	% OF TOTAL
Maximum*	1502	33.8%
Medium	1155	26.0%
Minimum	1223	27.5%
Community	566	12.7%
TOTAL	4446	

*New admissions to the Diagnostic & Evaluation Center are classified as maximum until transferred to another facility.

RANDOM DRUG TESTING PROGRAM

Baseline test 6/1991 - 17.35% tested positive
 2009 Average 1.02% tested positive
 2010 Average 1.50% tested positive
 2011 1st Qt. Avg 1.77% tested positive

PAROLE POPULATION

May 31, 2011

Regular Sentence 1022 % of DCS Pop 18.05%
 Interstate Transfers 195 (excluded)
 Re-Entry Furlough 76 (excluded)

PAROLE SUCCESS RATE (FY10)

66.4%

Parole Eligible Avg. Time on Parole (FY10)

1231 9.83 months

PAROLE RANDOM DRUG TESTING

Baseline test 1997 - 12.5% tested positive
 2009 Average 11.88% tested positive
 2010 Average 12.90% tested positive
 2011 1st Qt. Avg 18.84% tested positive

PAROLE DISC SUCCESS RATE (FY10)

89.6%

(determined by the number of parolees that completed and discharged from parole and did not re-arrest within 3 years of their parole discharge date)


WORK ETHIC CAMP

May 31, 2011

Design Capacity	Population Type	Actual Population	% of Capacity
100	Min. Custody ISP	115	165%
		50	
		165	

When the core principles of effective correctional intervention (i.e., risk, need and responsivity) are used to structure institutional and community-based programming efforts and when practitioners attend to evidence-based program integrity variables (e.g., staff selection and supervision, appropriate intensity and dosage), interventions are increasingly effective in reducing recidivism. For example, high-risk offenders are targeted for the more intensive supervision strategies, and more criminogenic than non-criminogenic needs are the focus of intervention. As depicted in the graph below, the more that supervision officers adhere to these risk-need conditions, the better the outcomes. (Lowenkamp et. al., 2006)

Adherence to Risk-Need Principles in Supervision Practices: Impact on Recidivism



Adapted from Lowenkamp, Pealer, Smith, & Latessa, 2006

INSTITUTIONS / PROGRAMS

**Average Cost Per Offender
(All facilities including Parole)
Nebraska FY 2010 \$28,773/year**

Adult Parole Administration (APA)
Average Cost per Parolee per Year \$3,560
Cathy Gibson-Beltz, Administrator
Folsom & West Prospector Place, Bldg. 15
Lincoln, NE 68522
(402) 471-2654

Community Corrections Center-Lincoln (CCC-L)
Community Custody
Average Cost per Inmate per Year \$17,876
Rex Richard, Warden
2720 West Van Dorn
Lincoln, NE 68522
(402) 471-0740

Community Corrections Center-Omaha (CCC-O)
Community Custody
Average Cost per Inmate per Year \$21,491
Charles West, Warden
2320 Avenue 'J'
Omaha, NE 68110
(402) 595-2010

Diagnostic & Evaluation Center (DEC)
Maximum Custody
Average Cost per Inmate per Year \$33,397
Mario Peart, Warden
3220 West Van Dorn
Lincoln, NE 68522
(402) 471-3330

Lincoln Correctional Center (LCC)
Maximum & Medium Custody
Average Cost per Inmate per Year \$40,129
Diane Sabatka-Rine, Warden
3216 West Van Dorn
Lincoln, NE 68522
(402) 471-2861

Nebraska is one of only fourteen states nationwide having all adult facilities, industries, central office, staff training academy, and adult parole accredited through the Nican Correctional Association.

Nebraska Correctional Center for Women (NCCW)

Maximum, Medium & Minimum Custody
Average Cost per Inmate per Year \$39,472
John J. Dahm, Warden
1107 Recharge Road
York, NE 68467-8003
(402) 362-3317

Nebraska Correctional Youth Facility (NCYF)
Maximum, Medium & Minimum Custody
Average Cost per Inmate per Year \$67,247
Ryan Mahr, Warden
2610 North 20th Street East
Omaha, NE 68110
(402) 595-2000

Nebraska State Penitentiary (NSP)
Maximum, Medium, Minimum Custody &
Residential Treatment Community
Average Cost per Inmate per Year \$35,182
Dennis Bakewell, Warden
4201 South 14th Street
Lincoln, NE 68542
(402) 471-3161

Omaha Correctional Center (OCC)
Medium & Minimum Custody
Average Cost per Inmate per Year \$26,625
Mike Kenney, Warden
2323 Avenue 'J'
Omaha, NE 68110
(402) 595-3964

Tecumseh State Correctional Institution (TSCI)
Maximum, Medium, Death Row & Intensive Management
Average Cost per Inmate per Year \$37,660
Fried Britten, Warden
2725 N. Highway 50
Tecumseh, NE 68450
(402) 335-5998

Work Ethic Camp, McCook (WEC)
Intensive Supervision Probationers & Minimum Custody
*Average Cost per Offender (see below) \$18,741
Pam Morello, Warden
2309 North Highway 83
McCook, NE 69001
(308) 345-8405

* WEC average cost is based on FY2010 avg number of offenders X avg length in program (which is 5 months).

Education Assessment & Needs

(for pop on 6/30/2011)

Need / Service	# of Inm	% of Pop
Assessed with Educ Needs	2626	56.0%
with Secondary Ed Needs	496	10.6%
with Middle School Needs	1311	28.0%
with Primary School Needs	819	17.5%
have been Enrolled in Ed Svcs	1227	26.6%
have earned GED during stay	406	8.7%

Substance Abuse Assessment & Needs

(for pop on 6/30/2011)

IMPORTANT! Most inmates complete treatment just prior to discharge or parole. These figures are for *current* population.

Need / Service	# of Inm	% of Pop
Assessed with Substance Abuse Needs	3538	75.5%
with Treatment Needs	3516	75.0%
have been Enrolled in Treatment	1227	26.2%
have Successfully Completed Treatment	749	16.0%

NEBRASKA DEPARTMENT of CORRECTIONAL SERVICES

June 30, 2011

Robert P. Houston, Director

Robin Spindler, Deputy Director,
Administrative Services
Frank Hopkins, Deputy Director, Institutions
Larry Wayne, Deputy Director,
Programs & Community Services
Randy Kohl, Deputy Director, Health Services
John McGovern, Deputy Director,
Cornhusker State Industries



Folsom & West Prospector Place, Building 1
Lincoln, NE 68522
(402) 471-2654
FAX: (402) 479-5623
www.corrections.nebraska.gov

MISSION STATEMENT

To serve and protect the public by providing control, humane care and program opportunities for those individuals placed in its custody and supervision, thereby facilitating their return to society as responsible persons.

INMATE POPULATION

June 30, 2011

POPULATION vs. DESIGN CAPACITY

	Design Capacity	Actual Population	% of Capacity
CCC-L	200	351	175.50%
CCC-O	90	153	170.00%
DEC	160	394	246.25%
LCC	308	492	159.74%
NCCW	275	275	100.00%
NCYF	68	85	125.00%
NSP	718	1184	164.90%
OCC	396	559	141.16%
TSCI	960	945	98.44%

TOTAL DCS: (excludes WEC inmates)
 6-30-11 3175 4438 139.78%
 6-30-10 3175 4456 140.35%

CRIME TYPE OF POPULATION

Part I Offenses *	1908	43.0%
Part II Offenses**	2530	57.0%
TOTAL POPULATION	4438	

*1st Degree Murder, 2nd Degree Murder, Manslaughter,
 1st Degree Assault, 1st Degree Sexual Assault,
 1st Degree Sexual Assault of a Child, Robbery.

**All other offenses.

LIFE SENTENCES

Total Inmates Sentenced to Capital Punishment	11
Total Inmates Sentenced to Life w/out Parole	226
Total Inmates Sentenced to Life with Parole	93
(6-30-11)	
Total Inmates Sentenced to Life w/out Parole	226

0861

FACILITY SUCCESS RATE (FY10)

80.9%

ADMIT STATUS OF POPULATION - DEC

Admit Status	Population	% of Population
Sentenced	365	92.6%
90 Day Evaluator	76	1.8%
County Safekeeper	5	1.3%
Federal Safekeeper	15	3.8%
I.S. Transfer	2	0.5%
TOTAL POPULATION	394	

ADMIT STATUS OF POPULATION - NCCW

Admit Status	Population	% of Population
Sentenced	268	97.5%
County Safekeeper	2	0.7%
I.S. Transfer	5	1.8%

TOTAL POPULATION 275
 (avg NCCW diag / eval unit pop is 40)

OFFENSE CATEGORY for MOST SERIOUS OFFENSE & PERCENT of TOTAL

POPULATION CONFINED (6-30-11)

Offense	Population	% of Population
Sex Offenses	818	18.1%
Assault	585	13.0%
Drugs	574	12.7%
Homicide	518	11.5%
Robbery	416	9.2%
Theft	375	8.3%
Burglary	370	8.2%
Motor Vehicle	334	7.4%
Weapons	129	2.9%
Fraud	128	2.8%
Other	112	2.5%
Morals	69	1.5%
Restraint	60	1.3%
Arson	25	0.6%

CUSTODY CLASSIFICATION

CUSTODY LEVEL	TOTAL PER CUSTODY LEVEL	% OF TOTAL
Maximum*	1507	33.9%
Medium	1141	25.7%
Minimum	1225	27.6%
Community	565	12.8%
TOTAL	4438	

*New admissions to the Diagnostic & Evaluation Center are classified as maximum until transferred to another facility.

RANDOM DRUG TESTING PROGRAM

Baseline test 6/1991 - 17.35% tested positive
 2009 Average 1.02% tested positive
 2010 Average 1.50% tested positive
 2011 1st Qt. Avg 1.77% tested positive

PAROLE POPULATION

June 30, 2011
 Regular Sentence 1044 % of DCS Pop 18.21%
 Interstate Transfers 196 (excluded)
 Re-Entry Furlough 124 (excluded)

PAROLE SUCCESS RATE (FY10)

66.4%

Parole Eligible 1224
 Avg. Time on Parole (FY11) 8.57 months

PAROLE RANDOM DRUG TESTING

Baseline test 1997 - 12.5% tested positive
 2009 Average 11.88% tested positive
 2010 Average 12.90% tested positive
 2011 1st Qt. Avg 18.84% tested positive

PAROLE DISC SUCCESS RATE (FY10)

89.6%

(determined by the number of parolees that completed and discharged from parole and did not recidivate within 3 years of their parole discharge date)

WORK ETHIC CAMP

June 30, 2011

Design Capacity	Population Type	Actual Population	% of Capacity
100	Min. Custody ISP	126	50
		176	176%

For FY10 & FY11 Comparison:

(6-30-10)

Total Inmates Sentenced to Life w/out Parole 221

POPULATION CONFINED (6-30-10)

Offense	Population	% of Population
Sex Offenses	769	17.1%
Drugs	612	13.6%
Assault	585	13.0%
Homicide	510	11.4%
Robbery	401	8.9%
Burglary	366	8.2%
Theft	359	8.0%
Motor Vehicle	346	7.7%
Fraud	151	3.4%
Other	129	2.9%
Weapons	102	2.3%
Morals	66	1.5%
Restraint	64	1.4%
Arson	28	0.6%

Avg. Time on Parole (FY10)

9.83 months

Admissions By Month

Month/Year	Number	Percent
2010/07	168	7.1%
2010/08	183	7.7%
2010/09	190	8.0%
2010/10	208	8.8%
2010/11	198	8.4%
2010/12	203	8.6%
2011/01	191	8.1%
2011/02	202	8.5%
2011/03	237	10.0%
2011/04	202	8.5%
2011/05	189	7.1%
2011/06	220	9.3%
Grand Total	2371	100.0%

INSTITUTIONS / PROGRAMS

Average Cost Per Offender
(All facilities including Parole)
Nebraska FY 2010 \$28,773/year

Adult Parole Administration (APA)
Average Cost per Parolee per Year \$3,560
Cathy Gibson-Beltz, Administrator
Folsom & West Prospector Place, Bldg. 15
Lincoln, NE 68522
(402) 471-2654

Community Corrections Center-Lincoln (CCC-L)
Community Custody
Average Cost per Inmate per Year \$17,876
Rex Richard, Warden
2720 West Van Dorn
Lincoln, NE 68522
(402) 471-0740

Community Corrections Center-Omaha (CCC-O)
Community Custody
Average Cost per Inmate per Year \$21,491
Charles West, Warden
2320 Avenue 'J'
Omaha, NE 68110
(402) 595-2010

Diagnostic & Evaluation Center (DEC)
Maximum Custody
Average Cost per Inmate per Year \$33,397
Mario Peart, Warden
3220 West Van Dorn
Lincoln, NE 68522
(402) 471-3330

Lincoln Correctional Center (LCC)
Maximum & Medium Custody
Average Cost per Inmate per Year \$40,129
Diane Sabatka-Fine, Warden
3216 West Van Dorn
Lincoln, NE 68522
(402) 471-2861

Nebraska is one of only fourteen states nationwide having all adult facilities, industries, central office, staff training academy, and adult parole accredited through the Near Correctional Association.

Nebraska Correctional Center for Women (NCCW)

Maximum, Medium & Minimum Custody
Average Cost per Inmate per Year \$39,472
John J. Dahm, Warden
1107 Recharge Road
York, NE 68467-8003
(402) 362-3317

Nebraska Correctional Youth Facility (NCYF)
Maximum, Medium & Minimum Custody
Average Cost per Inmate per Year \$67,247
Ryan Mahr, Warden
2610 North 20th Street East
Omaha, NE 68110
(402) 595-2000

Nebraska State Penitentiary (NSP)
Maximum, Medium, Minimum Custody & Residential Treatment Community
Average Cost per Inmate per Year \$35,182
Dennis Bakewell, Warden
4201 South 14th Street
Lincoln, NE 68542
(402) 471-3161

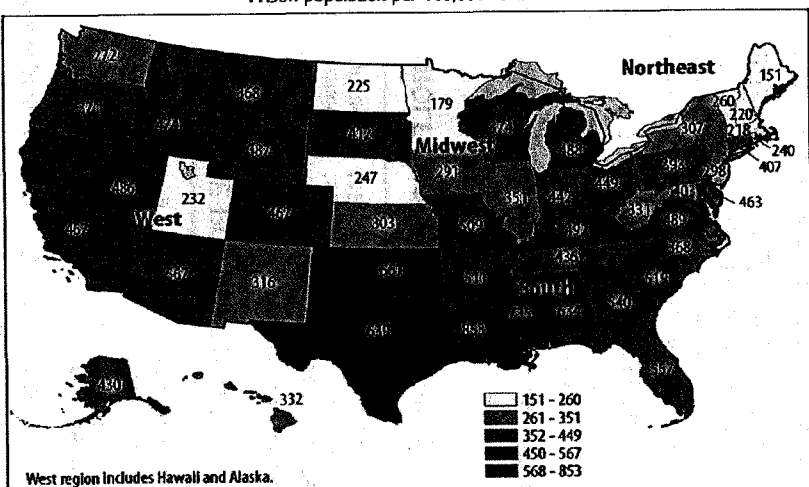
Omaha Correctional Center (OCC)
Medium & Minimum Custody
Average Cost per Inmate per Year \$26,625
Mike Kenney, Warden
2323 Avenue 'J'
Omaha, NE 68110
(402) 595-3964

Tecumseh State Correctional Institution (TSCI)
Maximum, Medium, Death Row & Intensive Management
Average Cost per Inmate per Year \$37,660
Fred Britten, Warden
2725 N. Highway 50
Tecumseh, NE 68450
(402) 335-5998

Work Ethic Camp, McCook (WEC)
Intensive Supervision Probationers & Minimum Custody
*Average Cost per Offender (see below) *\$18,741
Pam Morello, Warden
2309 North Highway 83
McCook, NE 69001
(308) 345-8405

* WEC average cost is based on FY2010 avg number of offenders X avg length in program (which is 5 months).

Figure 1. Imprisonment Rates, by State
Prison population per 100,000 residents



Source: Map prepared by CRS based on DOJ, Bureau of Justice Statistics, *Prisoners in 2008*, Appendix Table 10.
Notes: The imprisonment rate is the number of inmates sentenced to more than one year per 100,000 U.S. residents.

NEBRASKA DEPARTMENT of CORRECTIONAL SERVICES

July 31, 2011

Robert P. Houston, Director

Robin Spindler, Deputy Director,
Administrative Services
Frank Hopkins, Deputy Director, Institutions
Larry Wayne, Deputy Director,
Programs & Community Services
Randy Kohl, Deputy Director, Health Services
John McGovern, Deputy Director,
Cornhusker State Industries



Folsom & West Prospector Place, Building 1
Lincoln, NE 68522
(402) 471-2654
FAX: (402) 479-5623
www.corrections.nebraska.gov

MISSION STATEMENT

To serve and protect the public by providing control, humane care and program opportunities for those individuals placed in its custody and supervision, thereby facilitating their return to society as responsible persons.

INMATE POPULATION

July 31, 2011

POPULATION vs. DESIGN CAPACITY

	Design Capacity	Actual Population	% of Capacity
CCC-L	200	350	175.00%
CCC-O	90	160	177.78%
DEC	160	407	254.38%
LCC	308	487	158.12%
NCCW	275	282	102.55%
NCYF	68	94	138.24%
NSP	718	1185	165.04%
OCC	396	555	140.14%
TSCI	960	957	99.69%

TOTAL DCS: (excludes WEC inmates)
 7-31-11 3175 4477 141.01%
 7-31-10 3175 4459 140.44%

CRIME TYPE OF POPULATION

Part I Offenses * 1903 42.5%
 Part II Offenses ** 2574 57.5%
TOTAL POPULATION 4477

**1st Degree Murder, 2nd Degree Murder, Manslaughter,
 1st Degree Assault, 1st Degree Sexual Assault,
 1st Degree Sexual Assault of a Child, Robbery.

** All other offenses.

LIFE SENTENCES

Total Inmates Sentenced to Capital Punishment 11
 Total Inmates Sentenced to Life w/out Parole 227
 Total Inmates Sentenced to Life with Parole 93
 (6-30-11)
 Total Inmates Sentenced to Life w/out Parole 226

2861

FACILITY SUCCESS RATE (FY10)

80.9%

ADMIT STATUS OF POPULATION - DEC

Admit Status	Population	% of
Sentenced	367	90.2%
90 Day Evaluator	5	1.2%
County Safekeeper	5	1.2%
Federal Safekeeper	29	7.1%
I.S. Transfer	1	0.2%
TOTAL POPULATION	407	

ADMIT STATUS OF POPULATION - NCCW

Admit Status	Population	% of
Sentenced	275	97.5%
County Safekeeper	2	0.7%
I.S. Transfer	5	1.8%
TOTAL POPULATION	282	

(avg NCCW diag / eval unit pop is 40)

OFFENSE CATEGORY for MOST SERIOUS OFFENSE & PERCENT OF TOTAL

POPULATION CONFINED (6-30-11)

Offense	Population	% of
Sex Offenses	818	18.1%
Assault	585	13.0%
Drugs	574	12.7%
Homicide	518	11.5%
Robbery	416	9.2%
Theft	375	8.3%
Burglary	370	8.2%
Motor Vehicle	334	7.4%
Weapons	129	2.9%
Fraud	128	2.8%
Other	112	2.5%
Morals	69	1.5%
Restraint	60	1.3%
Arson	25	0.6%

CUSTODY CLASSIFICATION

CUSTODY LEVEL	TOTAL PER CUSTODY LEVEL	% OF TOTAL
Maximum*	1539	34.4%
Medium	1126	25.2%
Minimum	1241	27.7%
Community	571	12.8%
TOTAL	4477	

*New admissions to the Diagnostic & Evaluation Center are classified as maximum until transferred to another facility.

RANDOM DRUG TESTING PROGRAM

Baseline test 6/1991 - 17.35% tested positive
 2009 Average 1.02% tested positive
 2010 Average 1.50% tested positive
 2011 1st Half Avg 1.38% tested positive

PAROLE POPULATION

July 31, 2011

Regular Sentence 1072 % of DCS Pop 18.76%
 Interstate Transfers 192 (excluded)
 Re-Entry Furlough 112 (excluded)

PAROLE SUCCESS RATE (FY10)

66.4%

Parole Eligible 1235 Avg. Time on Parole (FY11)

8.57 months

PAROLE RANDOM DRUG TESTING

Baseline test 1997 - 12.5% tested positive
 2009 Average 11.88% tested positive
 2010 Average 12.90% tested positive
 2011 1st Half Avg 18.07% tested positive

PAROLE DISC SUCCESS RATE (FY10)

89.6%

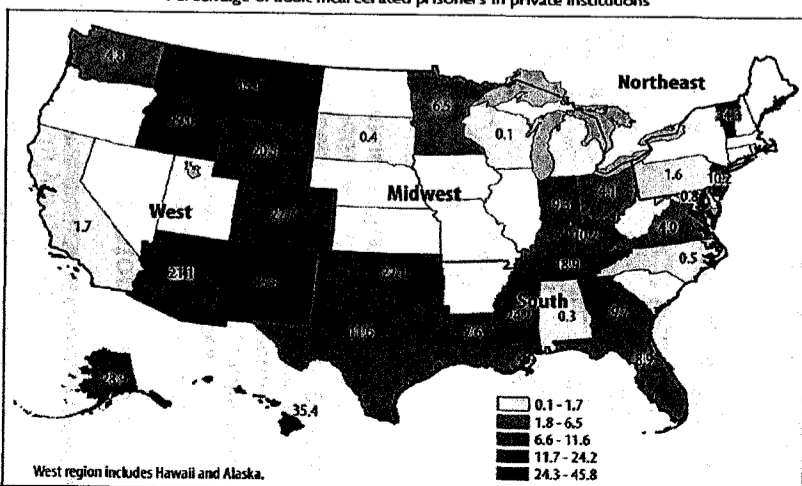
(determined by the number of parolees that completed and discharged from parole and did not reconvict within 3 years of their parole discharge date)

WORK ETHIC CAMP

July 31, 2011

Design Capacity	Population Type	Actual Population	% of Capacity
100	Min. Custody ISP	126	176%
		50	
		176	

Figure 3. Percentage of Prisoners in Private Prisons
 Percentage of adult incarcerated prisoners in private institutions



Source: Map prepared by CRS based on DOJ, Bureau of Justice Statistics, *Prisoners in 2008*, Appendix Table 19.
 Notes: Overall, 8% of all U.S. prisoners are in private institutions, including 6.8% of state prisoners and 16.5% of federal inmates.

INSTITUTIONS / PROGRAMS

Average Cost Per Offender
(All facilities including Parole)
Nebraska FY2011 \$28,179/year

Adult Parole Administration (APA)
Average Cost per Parolee per Year \$3,152
Cathy Gibson-Beltz, Administrator
Folsom & West Prospector Place, Bldg. 15
Lincoln, NE 68522
(402) 471-2654

Community Corrections Center-Lincoln (CCC-L)
Community Custody
Average Cost per Inmate per Year \$18,218
Rex Richard, Warden
2720 West Van Dom
Lincoln, NE 68522
(402) 471-0740

Community Corrections Center-Omaha (CCC-O)
Community Custody
Average Cost per Inmate per Year \$21,446
Charles West, Warden
2320 Avenue 'J'
Omaha, NE 68110
(402) 595-2010

Diagnostic & Evaluation Center (DEC)
Maximum Custody
Average Cost per Inmate per Year \$32,661
Mario Pearl, Warden
3220 West Van Dom
Lincoln, NE 68522
(402) 471-3330

Lincoln Correctional Center (LCC)
Maximum & Medium Custody
Average Cost per Inmate per Year \$39,595
Diane Sabatka-Rine, Warden
3216 West Van Dom
Lincoln, NE 68522
(402) 471-2861

Nebraska is one of only fourteen states nationwide having all adult facilities, industries, central office, staff training program, and adult parole accredited through the American Correctional Association.

Nebraska Correctional Center for Women (NCCW)

Maximum, Medium & Minimum Custody
Average Cost per Inmate per Year \$37,097
John J. Dahm, Warden
1107 Recharge Road
York, NE 68467-8003
(402) 362-3317

Nebraska Correctional Youth Facility (NCYF)
Maximum, Medium & Minimum Custody
Average Cost per Inmate per Year \$68,621
Ryan Mahr, Warden
2610 North 20th Street East
Omaha, NE 68110
(402) 595-2000

Nebraska State Penitentiary (NSP)
Maximum, Medium, Minimum Custody &
Residential Treatment Community
Average Cost per Inmate per Year \$34,285
Dennis Bakewell, Warden
4201 South 14th Street
Lincoln, NE 68542
(402) 471-3161

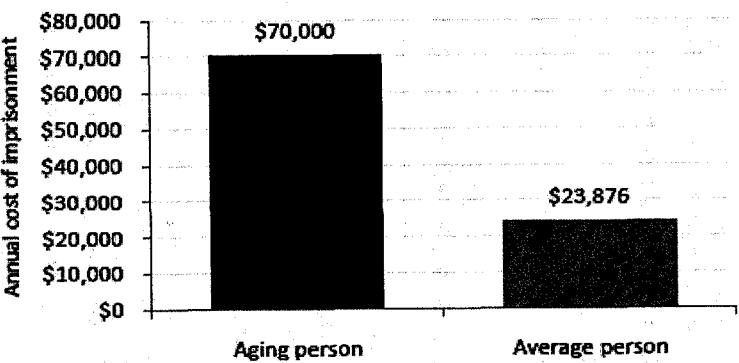
Omaha Correctional Center (OCC)
Medium & Minimum Custody
Average Cost per Inmate per Year \$28,211
Mike Kenney, Warden
2323 Avenue 'J'
Omaha, NE 68110
(402) 595-3964

Tecumseh State Correctional Institution (TSCI)
Maximum, Medium, Death Row & Intensive Management
Average Cost per Inmate per Year \$35,749
Fred Britten, Warden
2725 N. Highway 50
Tecumseh, NE 68450
(402) 335-5998

Work Ethic Camp, McCook (WEC)
Intensive Supervision Probationers & Minimum Custody
*Average Cost per Offender (see below) *\$13,462
Pam Morello, Warden
2309 North Highway 83
McCook, NE 69001
(308) 345-8405

* WEC average cost is based on FY2011 avg number of offenders X avg length in program (which is 4.4 mo's).

Aging people cost more than the average person to incarcerate




Source: B. Jaye Anno and others, *Correctional Health Care: Addressing the Needs of Elderly, Chronically Ill, and Terminally Ill Inmates* (Washington, D.C.: National Institute of Corrections, 2004); Public Safety Performance Project, *One in 100: Behind Bars in American 2008* (Washington, D.C.: Pew Center on the States, February 2008) www.pewcenteronthestates.org/uploadedFiles/8015PCTS_Prison08_FINAL_2-1-1_FORWEB.pdf

NEBRASKA DEPARTMENT of CORRECTIONAL SERVICES

August 31, 2011

Robert P. Houston, Director

Robin Spindler, Deputy Director,
Administrative Services
Frank Hopkins, Deputy Director, Institutions
Larry Wayne, Deputy Director,
Programs & Community Services
Randy Kohl, Deputy Director, Health Services
John McGovern, Deputy Director,
Cornhusker State Industries



Folsom & West Prospector Place, Building 1
Lincoln, NE 68522
(402) 471-2654
FAX: (402) 479-5623
www.corrections.nebraska.gov

MISSION STATEMENT

To serve and protect the public by providing control, humane care and program opportunities for those individuals placed in its custody and supervision, thereby facilitating their return to society as responsible persons.

INMATE POPULATION

August 31, 2011

POPULATION vs. DESIGN CAPACITY

	Design Capacity	Actual Population	% of Capacity
CCCL	200	330	165.00%
CCC0	90	153	170.00%
DEC	160	422	263.75%
LCC	308	489	158.77%
NCCW	275	271	98.55%
NCYF	68	88	129.41%
NSP	718	1196	166.57%
OCC	396	562	141.92%
TSCI	960	959	99.90%

TOTAL DCS: (excludes WEC Inmates)

8-31-11	3175	4470	140.79%
8-31-10	3175	4430	139.53%

CRIME TYPE OF POPULATION

Part I Offenses *	1904	42.6%
Part II Offenses**	2566	57.4%
TOTAL POPULATION	4470	

*1st Degree Murder, 2nd Degree Murder, Manslaughter, 1st Degree Assault, 1st Degree Sexual Assault, 1st Degree Sexual Assault of a Child, Robbery.

**All other offenses.

LIFE SENTENCES

Total Inmates Sentenced to Capital Punishment	11
Total Inmates Sentenced to Life w/out Parole	228
Total Inmates Sentenced to Life with Parole	92
(6-30-11)	
Total Inmates Sentenced to Life w/out Parole	226

7861

FACILITY SUCCESS RATE (FY10)

80.9%

ADMIT STATUS OF POPULATION - DEC

Admit Status	Population	% of Population
Sentenced	387	91.7%
90 Day Evaluator	5	1.2%
County Safekeeper	6	1.4%
Federal Safekeeper	23	5.5%
I.S. Transfer	1	0.2%
TOTAL POPULATION	422	

ADMIT STATUS OF POPULATION - NCCW

Admit Status	Population	% of Population
Sentenced	263	97.1%
County Safekeeper	1	0.4%
Federal Safekeeper	1	0.4%
90 Day Evaluator	1	0.4%
I.S. Transfer	5	1.8%
TOTAL POPULATION	272	

(avg NCCW diag / eval unit pop is 40)

OFFENSE CATEGORY for MOST SERIOUS OFFENSE & PERCENT OF TOTAL

Offense	Population	% of Population
Sex Offenses	818	18.1%
Assault	585	13.0%
Drugs	574	12.7%
Homicide	518	11.5%
Robbery	416	9.2%
Theft	375	8.3%
Burglary	370	8.2%
Motor Vehicle	334	7.4%
Weapons	129	2.9%
Fraud	128	2.8%
Other	112	2.5%
Morals	69	1.5%
Restraint	60	1.3%
Arson	25	0.6%

CUSTODY CLASSIFICATION

CUSTODY LEVEL	TOTAL PER CUSTODY LEVEL	% OF TOTAL
Maximum*	1528	34.2%
Medium	1134	25.4%
Minimum	1250	28.0%
Community	558	12.5%
TOTAL	4470	

*New admissions to the Diagnostic & Evaluation Center are classified as maximum until transferred to another facility.

RANDOM DRUG TESTING PROGRAM

Baseline test 6/1991 - 17.35% tested positive

2009 Average	1.02% tested positive
2010 Average	1.50% tested positive
2011 1 st Half Avg	1.38% tested positive

PAROLE POPULATION

August 31, 2011

Regular Sentence	1097	% of DCS Pop	19.26%
Interstate Transfers	199	(excluded)	
Re-Entry Furlough	129	(excluded)	

PAROLE SUCCESS RATE (FY10)

66.4%

Parole Eligible	1228	Avg. Time on Parole (FY11)	8.57 months
-----------------	------	----------------------------	-------------

PAROLE RANDOM DRUG TESTING

Baseline test 1997 - 12.5% tested positive

2009 Average	11.88% tested positive
2010 Average	12.90% tested positive
2011 1 st Half Avg	18.07% tested positive

PAROLE DISC SUCCESS RATE (FY10)

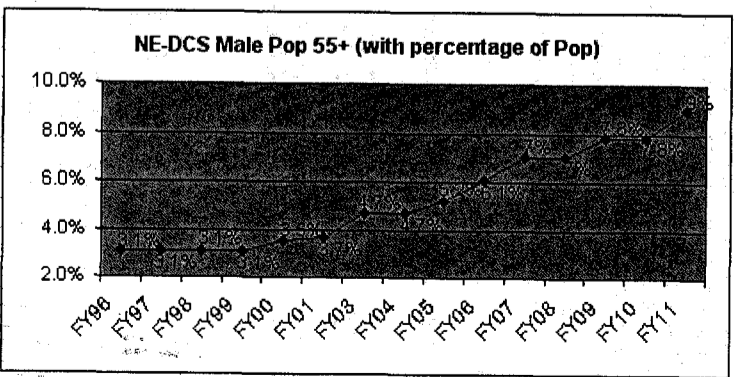
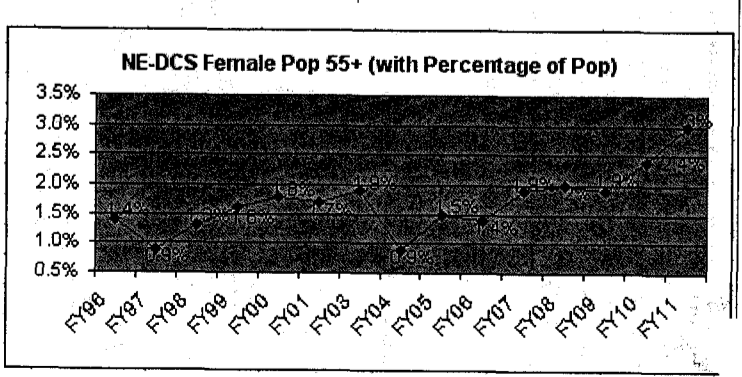
89.6%

(determined by the number of parolees that completed and discharged from parole and did not recidivate within 3 years of their parole discharge date)

WORK ETHIC CAMP

August 31, 2011

Design Capacity	Population	Actual Population	% of Capacity
100	Min. Custody ISP	128	170%
		42	
		170	



INSTITUTIONS / PROGRAMS

Average Cost Per Offender
(All facilities including Parole)
Nebraska FY 2011 \$28,179/year

Adult Parole Administration (APA)
Average Cost per Parolee per Year \$3,152
Cathy Gibson-Beltz, Administrator
Folsom & West Prospector Place, Bldg. 15
Lincoln, NE 68522
(402) 471-2654

Community Corrections Center-Lincoln (CCC-L)
Community Custody
Average Cost per Inmate per Year \$18,218
Rex Richard, Warden
2720 West Van Dorn
Lincoln, NE 68522
(402) 471-0740

Community Corrections Center-Omaha (CCC-O)
Community Custody
Average Cost per Inmate per Year \$21,446
Charles West, Warden
2320 Avenue 'J'
Omaha, NE 68110
(402) 595-2010

Diagnostic & Evaluation Center (DEC)
Maximum Custody
Average Cost per Inmate per Year \$32,661
Dennis Bakewell, Warden
3220 West Van Dorn
Lincoln, NE 68522
(402) 471-3330

Lincoln Correctional Center (LCC)
Maximum & Medium Custody
Average Cost per Inmate per Year \$39,595
Mario Peart, Warden
3216 West Van Dorn
Lincoln, NE 68522
(402) 471-2861

Nebraska is one of only fourteen states nationwide having all adult facilities, industries, central office, staff training academy, and adult parole accredited through the ican Correctional Association.

Nebraska Correctional Center for Women (NCCW)

Maximum, Medium & Minimum Custody
Average Cost per Inmate per Year \$37,097
John J. Dahm, Warden
1107 Recharge Road
York, NE 68467-8003
(402) 362-3317

Nebraska Correctional Youth Facility (NCYF)
Maximum, Medium & Minimum Custody
Average Cost per Inmate per Year \$68,621
Ryan Mahr, Warden
2610 North 20th Street East
Omaha, NE 68110
(402) 595-2000

Nebraska State Penitentiary (NSP)
Maximum, Medium, Minimum Custody & Residential Treatment Community
Average Cost per Inmate per Year \$34,285
Diane Sabatka-Rine, Warden
4201 South 14th Street
Lincoln, NE 68542
(402) 471-3161

Omaha Correctional Center (OCC)
Medium & Minimum Custody
Average Cost per Inmate per Year \$28,211
Mike Kenney, Warden
2323 Avenue 'J'
Omaha, NE 68110
(402) 595-3964

Tecumseh State Correctional Institution (TSCI)
Maximum, Medium, Death Row & Intensive Management
Average Cost per Inmate per Year \$35,749
Fred Britten, Warden
2725 N. Highway 50
Tecumseh, NE 68450
(402) 335-5998

Work Ethic Camp, McCook (WEC)
Intensive Supervision Probationers & Minimum Custody
Average Cost per Offender (see below) *\$13,462
Pam Morello, Warden
2309 North Highway 83
McCook, NE 69001
(308) 345-8405

* WEC average cost is based on FY2011 avg number of offenders X avg length in program (which is 4.4 mo's).

Specific Deterrence Studies Included in the Analysis and the Effect on Crime Outcomes

Author and Year of Publication	Agan, 2008	Barnoski, 2005 ^a	Duwe & Donnay, 2008	Freeman, 2009	Letourneau & Armstrong, 2008	Letourneau, Bandyopadhyay, Sinha & Armstrong, 2008	Schram & Milloy, 1995
State(s) of Research	14 States ^b	Washington	Minnesota	New York	South Carolina	South Carolina	Washington
Population Type	adults	adults	adults	adults	juveniles	juveniles	adults
Offenders in Registration/Notification Group	4,488	5,831	155	10,592	111	574	90
Offenders in Comparison Group	5,135	2,528	125	6,573	111	701	90
Effect on Crime Outcomes							
Statistical Effect on Sex Offenses ^c	no difference	significant decrease	significant decrease	significant increase	not measured	no difference	no difference
Statistical Effect on Total Offenses	not measured	no difference	significant decrease	significant increase	no difference ^e	no difference	no difference
Crime Outcome Measure ^d	convictions	convictions	convictions	arrests	convictions	convictions	arrests

^a Evidence in the literature indicates that controlling for time helps to further isolate the effects of registration/notification (see specifically, Shao & Li, 2006). For the current report, we were able to reanalyze Barnoski's 2005 dataset, which did not originally control for time trends. The re-analysis indicates the effect would be smaller than stated in the original Barnoski 2005 study, but still a negative, though statistically insignificant, effect on sex offenses.

^b States include California, Delaware, Florida, Illinois, Maryland, Michigan, Minnesota, New Jersey, New York, North Carolina, Ohio, Oregon, Texas, and Virginia.

^c The definition of sex offenses may vary across outcome evaluations.

^d If authors report more than one type of crime outcome (i.e., arrests, convictions), convictions is our preferred outcome measure.

^e The authors measure person and nonperson crimes. This effect is the average of those two outcomes.

Source: Washington State Institute for Public Policy, 2009

NEBRASKA DEPARTMENT of CORRECTIONAL SERVICES

September 30, 2011

Robert P. Houston, Director
Robin Spindler, Deputy Director, Administrative Services
Frank Hopkins, Deputy Director, Institutions
Larry Wayne, Deputy Director, Programs & Community Services
Randy Kohl, Deputy Director, Health Services
John McGovern, Deputy Director, Cornhusker State Industries



Folsom & West Prospector Place, Building 1
Lincoln, NE 68522
(402) 471-2654
FAX: (402) 479-5623
www.corrections.nebraska.gov

MISSION STATEMENT

To serve and protect the public by providing control, humane care and program opportunities for those individuals placed in its custody and supervision, thereby facilitating their return to society as responsible persons.

INMATE POPULATION

September 30, 2011

POPULATION vs. DESIGN CAPACITY

	Design Capacity	Actual Population	% of Capacity
CCCC-L	200	341	170.50%
CCCC-O	90	161	178.89%
DEC	160	409	255.63%
LCC	308	499	162.01%
NCCW	275	274	99.64%
NCYF	68	81	119.12%
NSP	718	1197	166.71%
OCC	396	549	138.64%
TSCI	960	936	97.50%

TOTAL DCS: (excludes WEC Inmates)	3175	4447	140.06%
9-30-11	3175	4447	140.06%
9-30-10	3175	4433	139.62%

CRIME TYPE OF POPULATION

Part I Offenses *	1892	42.5%
Part II Offenses**	2555	57.5%
TOTAL POPULATION	4447	

*1st Degree Murder, 2nd Degree Murder, Manslaughter, 1st Degree Assault, 1st Degree Sexual Assault, 1st Degree Sexual Assault of a Child, Robbery.

**All other offenses.

LIFE SENTENCES

Total Inmates Sentenced to Capital Punishment	11
Total Inmates Sentenced to Life w/out Parole	226
Total Inmates Sentenced to Life with Parole	91
Total Inmates Sentenced to Life w/out Parole (6-30-11)	226

9861

FACILITY SUCCESS RATE (FY10)

80.9%

ADMIT STATUS OF POPULATION - DEC

Admit Status	Population	% of
Sentenced	370	90.5%
90 Day Evaluator	3	0.7%
County Safekeeper	7	1.7%
Federal Safekeeper	27	6.6%
I.S. Transfer	2	0.5%
TOTAL POPULATION	409	

ADMIT STATUS OF POPULATION - NCCW

Admit Status	Population	% of
Sentenced	266	97.1%
County Safekeeper	2	0.7%
90 Day Evaluator	1	0.4%
I.S. Transfer	5	1.8%
TOTAL POPULATION	274	

(avg NCCW diag / eval unit pop is 40)

OFFENSE CATEGORY for MOST SERIOUS OFFENSE & PERCENT of TOTAL

POPULATION CONFINED (6-30-11)

Offense	Population	% of
Sex Offenses	818	18.1%
Assault	585	13.0%
Drugs	574	12.7%
Homicide	518	11.5%
Robbery	416	9.2%
Theft	375	8.3%
Burglary	370	8.2%
Motor Vehicle	334	7.4%
Weapons	129	2.9%
Fraud	128	2.8%
Other	112	2.5%
Morals	69	1.5%
Restraint	60	1.3%
Arson	25	0.6%

CUSTODY CLASSIFICATION

CUSTODY LEVEL	TOTAL PER CUSTODY LEVEL	% OF TOTAL
Maximum*	1540	34.6%
Medium	1122	25.2%
Minimum	1208	27.2%
Community	577	13.0%
TOTAL	4447	

*New admissions to the Diagnostic & Evaluation Center are classified as maximum until transferred to another facility.

RANDOM DRUG TESTING PROGRAM

Baseline test 6/1991 - 17.35% tested positive
2009 Average 1.02% tested positive
2010 Average 1.50% tested positive
2011 1 st Half Avg 1.38% tested positive

PAROLE POPULATION

September 30, 2011

Regular Sentence	1129	% of DCS Pop	19.64%
Instate Transfers	204	(excluded)	
Re-Entry Furlough	129	(excluded)	

PAROLE SUCCESS RATE (FY10)

66.4%

PAROLE ELIGIBLE Avg. Time on Parole (FY11)

1223 8.57 months

PAROLE RANDOM DRUG TESTING

Baseline test 1997 - 12.5% tested positive
2009 Average 11.88% tested positive
2010 Average 12.90% tested positive
2011 1 st Half Avg 18.07% tested positive

PAROLE DISC SUCCESS RATE (FY10)

89.6%

(determined by the number of parolees that completed and discharged from parole and did not re-arrest within 3 years of their parole discharge date)

WORK ETHIC CAMP

September 30, 2011

Design Capacity	Population	Actual Population	% of Capacity
100	Min. Custody ISP	130	130%
		43	43%
		173	173%

DOES SEX OFFENDER REGISTRATION AND NOTIFICATION REDUCE CRIME? A SYSTEMATIC REVIEW OF THE RESEARCH LITERATURE

Summary

The Washington State Institute for Public Policy was asked by the Sex Offender Policy Board to evaluate the effectiveness of sex offender registration and community notification laws on reducing crime. We conducted a systematic review of all research evidence throughout the United States and located nine rigorous evaluations.

Seven of these studies address whether the laws influence specific deterrence—the effect of a law on the recidivism rates of convicted sex offenders. The other two studies analyze general deterrence—the effect of a law on sex offense rates of the general public as well as recidivism rates of unconvicted sex offenders.

Regarding specific deterrence, the weight of the evidence indicates the laws have no statistically significant effect on recidivism. This finding, however, should be regarded with caution since we only found seven credible studies and these studies have widely varying results. Additionally, three of the studies have small sample sizes. Thus, at this time, we tentatively conclude that existing research does not offer much policy guidance on the specific deterrent effect of registration/notification laws.

For general deterrence, the two studies provide some indication that registration laws lower sex offense rates in the public at large. Again, caution is warranted when generalizing this result since it is based on only two studies.

Additional research is necessary before definitive conclusions can be drawn.

Suggested citation: E. K. Drake & S. Aos (2009). Does sex offender registration and notification reduce crime? A systematic review of the research literature. Olympia, Washington: State Institute for Public Policy. Document No. 09-06-1101

INSTITUTIONS / PROGRAMS

Average Cost Per Offender
(All facilities including Parolee)
Nebraska FY 2011 \$28,179/year

Adult Parole Administration (APA)
Average Cost per Parolee per Year \$3,152
Cathy Gibson-Beltz, Administrator
Folsom & West Prospector Place, Bldg. 15
Lincoln, NE 68522
(402) 471-2654

Community Corrections Center-Lincoln (CCC-L)
Community Custody
Average Cost per Inmate per Year \$18,218
Rex Richard, Warden
2720 West Van Dom
Lincoln, NE 68522
(402) 471-0740

Community Corrections Center-Omaha (CCC-O)
Community Custody
Average Cost per Inmate per Year \$21,446
Charles West, Warden
2320 Avenue 'J'
Omaha, NE 68110
(402) 595-2010

Diagnostic & Evaluation Center (DEC)
Maximum Custody
Average Cost per Inmate per Year \$32,661
Dennis Bakewell, Warden
3220 West Van Dom
Lincoln, NE 68522
(402) 471-3330

Lincoln Correctional Center (LCC)
Maximum & Medium Custody
Average Cost per Inmate per Year \$39,595
Mario Peart, Warden
3216 West Van Dom
Lincoln, NE 68522
(402) 471-2861

Nebraska is one of only fourteen states nationwide having all adult facilities, industries, central office, staff training academy, and adult parole accredited through the [National Correctional Association](http://www.ncaaa.org).

Nebraska Correctional Center for Women (NCCW)

Maximum, Medium & Minimum Custody
Average Cost per Inmate per Year \$37,097
John J. Dahm, Warden
1107 Recharge Road
York, NE 68467-8003
(402) 362-3317

Nebraska Correctional Youth Facility (NCYF)
Maximum, Medium & Minimum Custody
Average Cost per Inmate per Year \$68,621
Ryan Maht, Warden
2610 North 20th Street East
Omaha, NE 68110
(402) 595-2000

Nebraska State Penitentiary (NSP)
Maximum, Medium, Minimum Custody & Residential Treatment Community
Average Cost per Inmate per Year \$34,285
Diane Sabatka-Rine, Warden
4201 South 14th Street
Lincoln, NE 68542
(402) 471-3161

Omaha Correctional Center (OCC)
Medium & Minimum Custody
Average Cost per Inmate per Year \$28,211
Mike Kenney, Warden
2323 Avenue 'J'
Omaha, NE 68110
(402) 595-3964

Tecumseh State Correctional Institution (TSCI)
Maximum, Medium, Death Row & Intensive Management
Average Cost per Inmate per Year \$35,749
Fred Britten, Warden
2725 N. Highway 50
Tecumseh, NE 68450
(402) 335-5998

Work Ethic Camp, McCook (WEC)
Intensive Supervision Probationers & Minimum Custody
Average Cost per Offender (see below) *\$13,462
Pam Morello, Warden
2309 North Highway 83
McCook, NE 69001
(308) 345-8405

* WEC average cost is based on FY2011 avg number of offenders X avg length in program (which is 4.4 mo's).

Programs available at the WEC include supervised work crews, in which offenders/inmates are taken to work for various government agencies and non-profit organizations throughout Southwest Nebraska. Those agencies and organizations include the Department of Roads, Game and Parks, county and city governments, libraries, museums, humane societies, recycling centers, and fire and police departments, among others. The presence of the Work Ethic Camp through its supervised work crews in Southwest Nebraska has been a significant benefit both to the individual offenders/inmates and to the surrounding communities. Offenders/inmates leave WEC with a positive work ethic and a new beginning in their home communities.

Total Offender Labor Hours at the Work Ethic Camp April 30, 2001 to September 30, 2011

Year	Total Number of Hours
2001	12,484
2002	34,406
2003	44,050
2004	44,091
2005	37,696
2006	32,413
2007	27,039
2008	37,369
2009	32,455
2010	23,519
2011	10,410
TOTAL	335,932

NEBRASKA DEPARTMENT OF CORRECTIONAL SERVICES

October 31, 2011

Robert P. Houston, Director

Robin Spindler, Deputy Director,
Administrative Services
Frank Hopkins, Deputy Director, Institutions
Larry Wayne, Deputy Director,
Programs & Community Services
Randy Kohl, Deputy Director, Health Services
John McGovern, Deputy Director,
Cornhusker State Industries



Folsom & West Prospector Place, Building 1
Lincoln, NE 68522
(402) 471-2654
FAX: (402) 479-5623
www.corrections.nebraska.gov

MISSION STATEMENT

To serve and protect the public by providing control, humane care and program opportunities for those individuals placed in its custody and supervision, thereby facilitating their return to society as responsible persons.

INMATE POPULATION

October 31, 2011

POPULATION VS. DESIGN CAPACITY

	Design Capacity	Actual Population	% of Capacity
CCC-L	200	356	178.00%
CCC-O	90	161	178.89%
DEC	160	390	243.75%
LCC	308	492	159.74%
NCCW	275	261	94.91%
NCYF	68	74	108.82%
NSP	718	1229	171.17%
OCC	396	558	140.91%
TSCI	960	922	96.04%

TOTAL DCS: (excludes WEC inmates)

10-31-11	3175	4443	139.94%
10-31-10	3175	4439	139.81%

CRIME TYPE OF POPULATION

Part I Offenses *	1879	42.3%
Part II Offenses**	2564	57.7%
TOTAL POPULATION	4443	

*1st Degree Murder, 2nd Degree Murder, Manslaughter, 1st Degree Assault, 1st Degree Sexual Assault, 1st Degree Sexual Assault of a Child, Robbery.

**All other offenses.

LIFE SENTENCES

Total Inmates Sentenced to Capital Punishment	11
Total Inmates Sentenced to Life w/out Parole	225
Total Inmates Sentenced to Life with Parole (6-30-11)	92
Total Inmates Sentenced to Life w/out Parole	226

8861

FACILITY SUCCESS RATE (FY10)

80.9%

ADMIT STATUS OF POPULATION - DEC

Admit Status	Population	% of Population
Sentenced	345	88.5%
90 Day Evaluator	4	1.0%
County Safekeeper	11	2.8%
Federal Safekeeper	28	7.2%
I.S. Transfer	2	0.5%
TOTAL POPULATION	390	

ADMIT STATUS OF POPULATION - NCCW

Admit Status	Population	% of Population
Sentenced	253	96.9%
County Safekeeper	2	0.8%
90 Day Evaluator	1	0.4%
I.S. Transfer	5	1.9%
TOTAL POPULATION	261	

(avg NCCW diag/eval unit pop is 40)

OFFENSE CATEGORY for MOST SERIOUS OFFENSE & PERCENT OF TOTAL

Offense	Population	% of Population
Sex Offenses	818	18.1%
Assault	585	13.0%
Drugs	574	12.7%
Homicide	518	11.5%
Robbery	416	9.2%
Theft	375	8.3%
Burglary	370	8.2%
Motor Vehicle	334	7.4%
Weapons	129	2.9%
Fraud	128	2.8%
Other	112	2.5%
Morals	69	1.5%
Restraint	60	1.3%
Arson	25	0.6%

CUSTODY CLASSIFICATION

CUSTODY LEVEL	TOTAL PER CUSTODY LEVEL	% OF TOTAL
Maximum*	1542	34.7%
Medium	1102	24.8%
Minimum	1217	27.4%
Community	582	13.1%
TOTAL	4443	

*New admissions to the Diagnostic & Evaluation Center are classified as maximum until transferred to another facility.

RANDOM DRUG TESTING PROGRAM

Baseline test 6/1991 - 17.35% tested positive
2009 Average 1.02% tested positive
2010 Average 1.50% tested positive
2011 thru 3 rd QT 1.32% tested positive

PAROLE POPULATION

October 31, 2011

Regular Sentence	1133	% of DCS Pop	19.40%
Interstate Transfers	196	(excluded)	
Re-Entry Furlough	127	(excluded)	

PAROLE SUCCESS RATE (FY10)

66.4%

Parole Eligible	1208	Avg. Time on Parole (FY11)	8.57 months
-----------------	------	----------------------------	-------------

PAROLE RANDOM DRUG TESTING

Baseline test 1997 - 12.5% tested positive
2009 Average 11.88% tested positive
2010 Average 12.90% tested positive
2011 thru 3 rd QT 17.93% tested positive

PAROLE DISC SUCCESS RATE (FY10)

89.6%

(determined by the number of parolees that completed and discharged from parole and did not readjust within 3 years of their parole discharge date)

WORK ETHIC CAMP

October 31, 2011

Design Capacity	Population Type	Actual Population	% of Capacity
100	Min. Custody ISP	138	175%
		37	
		175	

Number of Offenders/Inmates at WEC, June 30th, Each Year Since 2001

Year (as of June 30 th)	Number of Offenders
2001	26
2002	72
2003	92
2004	75
2005	85
2006	73
2007	66
2008	68
2009	100
2010	174
2011	178

Number of Admissions per Year to the WEC - From April 30, 2001, Through September 30, 2011

Year	Number	Avg Per Month
2001	98	10.9
2002	209	17.4
2003	267	22.3
2004	244	20.3
2005	250	20.8
2006	225	18.8
2007	225	18.8
2008	237	19.8
2009	289	24.1
2010	439	36.6
2011	400	44.4
TOTAL	2883	23.1

INSTITUTIONS / PROGRAMS

Average Cost Per Offender
(All facilities including Parole)
Nebraska FY 2011 \$28,179/year

Adult Parole Administration (APA)

Average Cost per Parolee per Year \$3,152
Cathy Gifson-Betz, Administrator
Folsom & West Prospector Place, Bldg. 15
Lincoln, NE 68522
(402) 471-2654

Community Corrections Center-Lincoln (CCC-L)

Community Custody
Average Cost per Inmate per Year \$18,218
Matt Heckman, Acting Warden
2720 West Van Dom
Lincoln, NE 68522
(402) 471-0740

Community Corrections Center- Omaha (CCC-O)

Community Custody
Average Cost per Inmate per Year \$21,446
Charles West Warden
2320 Avenue J[†]
Omaha, NE 68110
(402) 595-2010

Diagnostic & Evaluation Center (DEC)

Maximum Custody
Average Cost per Inmate per Year \$32,661
Dennis Bakewell, Warden
3220 West Van Dom
Lincoln, NE 68522
(402) 471-3330

Lincoln Correctional Center (LCC)

Maximum & Medium Custody
Average Cost per Inmate per Year \$39,595
Mario Peart, Warden
3216 West Van Dom
Lincoln, NE 68522
(402) 471-2861

Nebraska is one of only fourteen states nationwide having all adult facilities, industries, central office, staff training academy, and adult parole accredited through the National Correctional Association.

Nebraska Correctional Center for Women (NCCW)

Maximum, Medium & Minimum Custody
Average Cost per Inmate per Year \$37,097
John J. Dahm, Warden
1107 Recharge Road
York, NE 68467-8003
(402) 362-3317

Nebraska Correctional Youth Facility (NCYF)

Maximum, Medium & Minimum Custody
Average Cost per Inmate per Year \$68,621
Ryan Wahr, Warden
2610 North 20th Street East
Omaha, NE 68110
(402) 595-2000

Nebraska State Penitentiary (NSP)

Maximum, Medium, Minimum Custody & Residential Treatment Community
Average Cost per Inmate per Year \$34,285
Diane Sabatka-Rine, Warden
4201 South 14th Street
Lincoln, NE 68542
(402) 471-3161

Omaha Correctional Center (OCC)

Medium & Minimum Custody
Average Cost per Inmate per Year \$28,211
Mike Kenney, Warden
2323 Avenue J[†]
Omaha, NE 68110
(402) 595-3964

Tecumseh State Correctional Institution (TSCI)

Maximum, Medium, Death Row & Intensive Management
Average Cost per Inmate per Year \$35,749
Fred Britten, Warden
2725 N. Highway 50
Tecumseh, NE 68450
(402) 335-5998

Work Ethic Camp, McCook (WEC)

Intensive Supervision Probationers & Minimum Custody
Average Cost per Offender (see below) *\$13,462
Pam Morello, Warden
2309 North Highway 83
McCook, NE 69001
(308) 345-8405

* WEC average cost is based on FY2011 avg number of offenders X avg length in program (which is 4.4 mo's).

Adults on Parole, 2010

Region and Jurisdiction	Parole pop.		Change, 2010		Number on parole per 100,000 U.S. adult residents	
	12/31/2010	12/31/2009	Number	Percent	12/31/2010	12/31/2009
U.S. total	837,818	840,676	2,858	0.3 %	357	357
Federal	100,598	105,552	4,954	4.9 %	45	45
State	737,220	735,124	-2,096	-0.3	312	312
Alabama ^a	8,429	9,006	577	6.8	249	269
Alaska ^a	8,186	7,959	-193	-2.4	161	161
Arizona ^a	1,923	2,089	166	8.6	399	399
Arkansas ^a	21,077	21,106	29	0.1	957	957
California ^a	106,371	105,133	-1,238	-1.2	376	376
Colorado ^a	11,655	11,014	-641	-5.5	283	283
Connecticut ^a	2,873	2,894	21	0.7	106	106
Delaware ^a	519	560	41	7.9	81	81
Dist. of Columbia ^a	5,992	6,171	179	3.0	1,235	1,235
Florida ^a	4,323	4,093	-230	-5.3	28	28
Georgia ^a	23,709	25,091	1,382	5.8	341	341
Hawaii ^a	1,831	1,850	19	1.0	183	183
Idaho ^a	3,447	3,957	510	14.8	344	344
Illinois ^a	33,162	26,009	-7,153	-21.6	265	265
Indiana ^a	10,989	10,872	-117	-1.1	223	223
Iowa ^a	3,259	3,197	-62	-1.9	138	138
Kansas ^a	5,010	5,063	53	1.1	226	226
Kentucky ^a	12,601	14,628	2,027	16.1	438	438
Louisiana ^a	23,607	26,202	2,595	11.0	767	767
Maine ^a	32	32	0	0.0	3	3
Maryland ^a	13,195	13,195	0	0.0	299	299
Massachusetts ^a	3,253	3,260	7	0.2	62	62
Michigan ^a	24,374	24,486	112	0.5	321	321
Minnesota ^a	5,435	5,807	372	6.8	143	143
Missouri ^a	5,426	6,434	1,008	18.6	282	282
Missouri ^b	18,857	19,421	564	3.0	421	421
Montana ^a	1,007	986	-21	-2.1	129	129
Nebraska ^a	823	941	118	14.3	69	69
Nevada ^a	4,186	4,964	778	18.6	250	250
New Hampshire ^a	1,883	1,973	90	4.8	189	189
New Jersey ^a	15,386	15,563	207	1.3	232	232
New Mexico ^a	3,157	3,146	-11	-0.3	206	206
New York ^a	49,950	48,542	-1,408	-2.8	319	319
North Carolina ^a	3,544	3,621	77	2.2	50	50
North Dakota ^a	363	427	64	17.6	83	83
Ohio ^a	14,575	12,076	-2,499	-17.1	136	136
Oklahoma ^a	2,970	2,627	-343	-11.5	99	99
Oregon ^a	22,117	22,491	374	1.7	750	750
Pennsylvania ^a	96,014	95,870	-144	-0.1	967	967
Rhode Island ^a	537	556	19	3.5	67	67
South Carolina ^a	6,439	6,431	-7	-0.1	182	182
South Dakota ^a	2,748	2,843	95	3.5	455	455
Tennessee ^a	11,556	12,157	601	5.2	250	250
Texas ^a	104,943	104,763	-180	-0.2	570	570
Utah ^a	3,185	2,941	-244	-7.7	150	150
Vermont ^a	1,087	1,032	-55	-5.1	206	206
Virginia ^a	2,565	2,624	59	2.3	43	43
Washington ^a	6,563	6,956	393	6.0	134	134
West Virginia ^a	1,889	1,796	-93	-4.9	124	124
Wisconsin ^a	19,499	19,572	73	0.4	446	446
Wyoming ^a	749	682	-67	-8.9	163	163
Northeast	170,985	169,722	-1,263	-0.7 %	392	392
Midwest	139,094	130,714	-8,380	-6.0 %	255	255
South	252,744	280,486	27,742	3.1 %	300	300
West	174,377	174,202	-175	-0.1 %	320	320

Note: Because of nonresponse or incomplete data, the parole population for some jurisdictions on December 31, 2010, does not equal the population on January 1, 2011, plus entries, minus exits. All agencies reported parole entries and exits for 2010. Rates were computed using the estimated U.S. adult resident population in each jurisdiction on January 1, 2011.

^aSee Explanatory notes for more detail.
^bSome or all data were estimated.
^cPopulation excludes parolees absconder or supervised out of state categories.
^dSee Explanatory notes for more detail.

Source: Bureau of Justice Statistics:
Probation and Parole in the
United States, 2010

NEBRASKA DEPARTMENT of CORRECTIONAL SERVICES

November 30, 2011

Robert P. Houston, Director

Robin Spindler, Deputy Director,
Administrative Services
Frank Hopkins, Deputy Director, Institutions
Larry Wayne, Deputy Director,
Programs & Community Services
Randy Kohl, Deputy Director, Health Services
John McGovern, Deputy Director,
Cornhusker State Industries



Folsom & West Prospector Place, Building 1
Lincoln, NE 68522
(402) 471-2654
FAX: (402) 479-5623
www.corrections.nebraska.gov

MISSION STATEMENT

To serve and protect the public by providing control, humane care and program opportunities for those individuals placed in its custody and supervision, thereby facilitating their return to society as responsible persons.

INMATE POPULATION

November 30, 2011

POPULATION vs. DESIGN CAPACITY

Design Capacity	Actual Population	% of Capacity
CCC-L	200	168.00%
CCC-O	90	167.78%
DEC	160	286.25%
LCC	308	153.57%
NCCW	275	95.64%
NCYF	68	107.35%
NSP	718	170.33%
OCC	396	138.13%
TSCI	960	96.35%

TOTAL DCS: (excludes WEC Inmates)
 11-30-11 3175 4449 140.13%
 11-30-10 3175 4457 140.38%

CRIME TYPE OF POPULATION

Part I Offenses * 1891 42.5%
 Part II Offenses** 2558 57.5%
TOTAL POPULATION 4449

*1st Degree Murder, 2nd Degree Murder, Manslaughter,
 1st Degree Assault, 1st Degree Sexual Assault,
 1st Degree Sexual Assault of a Child, Robbery.

**All other offenses.

LIFE SENTENCES

Total Inmates Sentenced to Capital Punishment 11
 Total Inmates Sentenced to Life w/out Parole 225
 Total Inmates Sentenced to Life with Parole 93
 (6-30-11)
 Total Inmates Sentenced to Life w/out Parole 226

0661

FACILITY SUCCESS RATE (FY10)

80.9%

ADMIT STATUS OF POPULATION - DEC

Admit Status	Population	% of Population
Sentenced	417	91.0%
90 Day Evaluator	7	1.5%
County Safekeeper	7	1.5%
Federal Safekeeper	26	5.7%
I.S. Transfer	1	0.2%
TOTAL POPULATION	458	

ADMIT STATUS OF POPULATION - NCCW

Admit Status	Population	% of Population
Sentenced	256	97.3%
County Safekeeper	2	0.8%
I.S. Transfer	5	1.9%
TOTAL POPULATION	261	

(avg NCCW diag/eval unit pop is 40)

OFFENSE CATEGORY for MOST SERIOUS OFFENSE & PERCENT of TOTAL

POPULATION CONFINED (6-30-11)

Offense	Population	% of Population
Sex Offenses	818	18.1%
Assault	585	13.0%
Drugs	574	12.7%
Homicide	518	11.5%
Robbery	416	9.2%
Theft	375	8.3%
Burglary	370	8.2%
Motor Vehicle	334	7.4%
Weapons	129	2.9%
Fraud	128	2.8%
Other	112	2.5%
Morals	69	1.5%
Restraint	60	1.3%
Arson	25	0.6%

CUSTODY CLASSIFICATION

CUSTODY LEVEL	TOTAL PER CUSTODY LEVEL	% OF TOTAL
Maximum*	1603	34.7%
Medium	1090	24.8%
Minimum	1206	27.4%
Community	550	13.1%
TOTAL	4449	

*New admissions to the Diagnostic & Evaluation Center are classified as maximum until transferred to another facility.

RANDOM DRUG TESTING PROGRAM

Baseline test 6/1991 - 17.35% tested positive
 2009 Average 1.02% tested positive
 2010 Average 1.50% tested positive
 2011 thru 3rd QT 1.32% tested positive

PAROLE POPULATION

November 30, 2011
 Regular Sentence 1146 % of DCS Pop 20.02%
 Interstate Transfers 196 (excluded)
 Re-Entry Furlough 147 (excluded)

PAROLE SUCCESS RATE (FY10)

66.4%

Parole Eligible 1207 Avg. Time on Parole (FY11) 8.57 months

PAROLE RANDOM DRUG TESTING

Baseline test 1997 - 12.5% tested positive
 2009 Average 11.88% tested positive
 2010 Average 12.90% tested positive
 2011 thru 3rd QT 17.93% tested positive

PAROLE DISC SUCCESS RATE (FY10)

89.6%

(determined by the number of parolees that completed and discharged from parole and did not re-arrest within 3 years of their parole discharge date)

WORK ETHIC CAMP

November 30, 2011

Design Capacity	Population	Actual Population	% of Capacity
100	Min. Custody	130	
	ISP	36	
		166	166%

Adults exiting parole, by type of exit, 2010

Region and jurisdiction	Total reported	Completion	Returned to incarceration				Absconder	Other unsatisfactory*	Death	Other ^b	Unknown or not reported
			With new sentence	With revocation	To receive treatment	Other/unknown					
U.S. total	562,478	288,717	49,334	127,918	1,657	5,417	47,860	9,508	5,714	14,912	11,441
Federal	42,919	23,188	2,181	9,939	0	80	1,367	1,267	530	442	3,925
State	519,559	265,529	47,153	117,979	1,657	5,337	46,493	8,241	5,184	14,470	7,516
Colorado	9,619	4,448	1,018	4,028	0	0	0	0	69	56	0
Iowa ^c	2,374	1,431				651		1	14	63	214
Kansas ^d	4,740	2,227		1,065		3	1,146		34	107	0
Missouri	11,006	8,539	319	2,039	109						0
Nebraska	1,029	808	30	188							0
North Dakota	754	579	17	142					3	0	0
South Dakota	1,611	788	140	559		114			1	0	0
Wyoming ^e	427	241	49	50	0	0			0		87
Northeast	96,269	57,883	8,717	15,625	1,539	2,042	1,537	116	1,101	2,617	5,092
Midwest	99,412	59,549	7,562	22,925	109	768	3,668	33	588	3,164	1,046
South	109,644	73,025	10,901	12,810	9	2,349	1,028	4,133	2,368	2,645	376
West	214,234	75,072	19,973	66,619	0	178	40,260	3,959	1,127	6,044	1,002

*Not known.
 **Not applicable.

*Includes parolees discharged from supervision who failed to meet all conditions of supervision, had their parole sentence rescinded, or had their parole sentence revoked but were not returned to incarceration because their sentence was immediately reinstated, and other types of unsatisfactory exits. Includes early terminations and expirations of sentence.

^bIncludes 7,030 parolees who were transferred to another state and 7,881 parolees who exited for other reasons. Other reasons include parolees who were deported or transferred to the jurisdiction of Immigration and Customs Enforcement (ICE), had their sentence terminated by the court through an appeal, were transferred to another state through an interstate compact agreement or discharged to probation supervision, and other types of exits.

^cSee Explanatory notes for more detail.

^dSome or all detailed data are estimated for type of exit.

Source: Bureau of Justice Statistics:

Probation and Parole in the United States, 2010

INSTITUTIONS / PROGRAMS
1991

Average Cost Per Offender
(All facilities including Parole)
Nebraska FY 2011 \$28,179/year

Adult Parole Administration (APA)
Average Cost per Parolee per Year \$3,152
Cathy Gilson-Beltz, Administrator
Folsom & West Prospector Place, Bldg. 15
Lincoln, NE 68522
(402) 471-2654

Community Corrections Center-Lincoln (CCC-L)
Community Custody
Average Cost per Inmate per Year \$18,218
Matt Heckman, Acting Warden
2720 West Van Dorn
Lincoln, NE 68522
(402) 471-0740

Community Corrections Center-Omaha (CCC-O)
Community Custody
Average Cost per Inmate per Year \$21,446
Charles West Warden
2320 Avenue 'J'
Omaha, NE 68110
(402) 595-2010

Diagnostic & Evaluation Center (DEC)
Maximum Custody
Average Cost per Inmate per Year \$32,661
Dennis Bakewell, Warden
3220 West Van Dorn
Lincoln, NE 68522
(402) 471-3330

Lincoln Correctional Center (LCC)
Maximum & Medium Custody
Average Cost per Inmate per Year \$39,595
Mario Peart, Warden
3216 West Van Dorn
Lincoln, NE 68522
(402) 471-2861

Nebraska is one of only fourteen states nationwide having all adult facilities, industries, central office, staff training academy, and adult parole accredited through the **National Correctional Association**.

Nebraska Correctional Center for Women (NCCW)
Maximum, Medium & Minimum Custody
Average Cost per Inmate per Year \$37,097
John J. Dahm, Warden
1107 Recharge Road
York, NE 68467-8003
(402) 362-3317

Nebraska Correctional Youth Facility (NCYF)
Maximum, Medium & Minimum Custody
Average Cost per Inmate per Year \$68,621
Ryan Mahr, Warden
2610 North 20th Street East
Omaha, NE 68110
(402) 595-2000

Nebraska State Penitentiary (NSP)
Maximum, Medium, Minimum Custody & Residential Treatment Community
Average Cost per Inmate per Year \$34,285
Diane Sabatka-Rine, Warden
4201 South 14th Street
Lincoln, NE 68542
(402) 471-3161

Omaha Correctional Center (OCC)
Medium & Minimum Custody
Average Cost per Inmate per Year \$28,211
Mike Kenney, Warden
2323 Avenue 'J'
Omaha, NE 68110
(402) 595-3964

Tecumseh State Correctional Institution (TSCI)
Maximum, Medium, Death Row & Intensive Management
Average Cost per Inmate per Year \$35,749
Fred Britten, Warden
2725 N. Highway 50
Tecumseh, NE 68450
(402) 335-5998

Work Ethic Camp, McCook (WEC)
Intensive Supervision Probationers & Minimum Custody
Average Cost per Offender (see below) *\$13,462
Pam Morello, Warden
2309 North Highway 83
McCook, NE 69001
(308) 345-8405


* WEC average cost is based on FY2011 avg number of offenders X avg length in program (which is 4.4 mo's).

Nebraska Department of Correctional Services - New Admissions 2008-2012

Year	JAN	FEB	MAR	APR	MAY	JUN	JUL	AUG	SEP	OCT	NOV	DEC	
2009	149	149	137	197	181	175	173	137	139	137	146	197	
2010	170	207	223	193	179	212	153	133	190	203	193	203	
2011	191	202	237	201	167	220	133	219	179	137	214	201	
Year	1st Quarter			2nd Quarter			3rd Quarter			4th Quarter			TOTAL
2009	485			553			519			530			2087
2010	600			534			541			603			2334
2011	630			533			586			602			2406

NEBRASKA DEPARTMENT OF CORRECTIONAL SERVICES
December 31, 2011

Robert P. Houston, Director
Robin Spindler, Deputy Director, Administrative Services
Frank Hopkins, Deputy Director, Institutions
Larry Wayne, Deputy Director, Programs & Community Services
Randy Kohl, Deputy Director, Health Services
John McGovern, Deputy Director, Cornhusker State Industries



Folsom & West Prospector Place, Building 1
Lincoln, NE 68522
(402) 471-2654
FAX: (402) 479-5623
www.corrections.nebraska.gov

MISSION STATEMENT
To serve and protect the public by providing control, humane care and program opportunities for those individuals placed in its custody and supervision, thereby facilitating their return to society as responsible persons.

INMATE POPULATION

December 31, 2011

POPULATION vs. DESIGN CAPACITY

	Design Capacity	Actual Population	% of Capacity
CCC-L	200	346	173.00%
CCC-O	90	155	172.22%
DEC	160	476	297.50%
LCC	308	492	159.74%
NCCW	275	265	96.36%
NCYF	68	74	108.82%
NSP	718	1220	169.92%
OCC	396	556	140.40%
TSCI	960	894	93.13%

TOTAL DCS: (excludes WEC inmates)

12-31-11	3175	4478	141.04%
12-31-10	3175	4455	140.31%

CRIME TYPE OF POPULATION

Part I Offenses *	1891	42.2%
Part II Offenses **	2587	57.8%
TOTAL POPULATION	4478	

*1st Degree Murder, 2nd Degree Murder, Manslaughter,
1st Degree Assault, 1st Degree Sexual Assault,
1st Degree Sexual Assault of a Child, Robbery.

** All other offenses.

LIFE SENTENCES

Total Inmates Sentenced to Capital Punishment	11
Total Inmates Sentenced to Life w/out Parole	226
Total Inmates Sentenced to Life with Parole	93
(6-30-11)	
Total Inmates Sentenced to Life w/out Parole	226

2661

FACILITY SUCCESS RATE (FY10)

80.9%

ADMIT STATUS OF POPULATION - DEC

Admit Status	Population	% of Population
Sentenced	437	91.8%
90 Day Evaluator	8	1.7%
County Safekeeper	5	1.1%
Federal Safekeeper	24	5.0%
Lifetime Sex Offender	1	0.2%
I.S. Transfer	1	0.2%
TOTAL POPULATION	476	

ADMIT STATUS OF POPULATION - NCCW

Admit Status	Population	% of Population
Sentenced	258	97.4%
County Safekeeper	2	0.8%
I.S. Transfer	5	1.9%
TOTAL POPULATION	265	

(avg NCCW diag/eval unit pop is 40)

OFFENSE CATEGORY for MOST SERIOUS OFFENSE & PERCENT of TOTAL

Offense	Population	% of Population
Sex Offenses	818	18.1%
Assault	585	13.0%
Drugs	574	12.7%
Homicide	518	11.5%
Robbery	416	9.2%
Theft	375	8.3%
Burglary	370	8.2%
Motor Vehicle	334	7.4%
Weapons	129	2.9%
Fraud	128	2.8%
Other	112	2.5%
Morals	69	1.5%
Restraint	60	1.3%
Arson	25	0.6%

CUSTODY CLASSIFICATION

CUSTODY LEVEL	TOTAL PER CUSTODY LEVEL	% OF TOTAL
Maximum*	1619	36.1%
Medium	1073	24.0%
Minimum	1208	27.0%
Community	578	12.9%
TOTAL	4478	

*New admissions to the Diagnostic & Evaluation Center are classified as maximum until transferred to another facility.

RANDOM DRUG TESTING PROGRAM

Baseline test 6/1991 - 17.35% tested positive
2009 Average 1.02% tested positive
2010 Average 1.50% tested positive
2011 thru 3 rd QT 1.32% tested positive

PAROLE POPULATION

December 31, 2011

Regular Sentence	1169	% of DCS Pop	20.24%
Instate Transfers	191	(excluded)	
Re-Entry Furlough	137	(excluded)	

PAROLE SUCCESS RATE (FY10)

66.4%

Parole Eligible Avg. Time on Parole (FY11)

1188 8.57 months

PAROLE RANDOM DRUG TESTING

Baseline test 1997 - 12.5% tested positive
2009 Average 11.88% tested positive
2010 Average 12.90% tested positive
2011 thru 3 rd QT 17.93% tested positive

PAROLE DISC SUCCESS RATE (FY10)

89.6%

(determined by the number of paroles that completed and discharged from parole and did not re-arrest within 3 years of their parole discharge date)

WORK ETHIC CAMP

December 31, 2011

Design Capacity	Population Type	Actual Population	% of Capacity
100	Min. Custody ISP	129	174%
		45	
		174	

Nebraska Department of Correctional Services - Parole Population 2008-2012

Year	JAN	FEB	MAR	APR	MAY	JUN	JUL	AUG	SEP	OCT	NOV	DEC	
2009	775	775	771	777	769	770	759	752	743	755	782	786	
2010	830	857	866	854	846	848	848	852	882	896	910	947	
2011	945	975	993	1008	1022	1044	1067	1096	1129	1130	1144	1169	
Year	1st Quarter			2nd Quarter			3rd Quarter			4th Quarter			MO AVG
2009	774			772			751			774			768
2010	851			849			851			913			870
2011	971			1025			1097			1148			1060

INSTITUTIONS / PROGRAMS

Average Cost Per Offender
 (All facilities including Parole)
 Nebraska FY 2011 \$28,179/year

Adult Parole Administration (APA)
 Average Cost per Parolee per Year \$3,152
 Cathy Gibson-Beltz, Administrator
 Folsom & West Prospector Place, Bldg. 15
 Lincoln, NE 68522
 (402) 471-2654

Community Corrections Center-Lincoln (CCC-L)
 Community Custody
 Average Cost per Inmate per Year \$18,218
 Matt Heckman, Acting Warden
 2720 West Van Dorn
 Lincoln, NE 68522
 (402) 471-0740

Community Corrections Center-Omaha (CCC-O)
 Community Custody
 Average Cost per Inmate per Year \$21,446
 Charles West, Warden
 2320 Avenue 'J'
 Omaha, NE 68110
 (402) 595-2010

Diagnostic & Evaluation Center (DEC)
 Maximum Custody
 Average Cost per Inmate per Year \$32,661
 Dennis Bakewell, Warden
 3220 West Van Dorn
 Lincoln, NE 68522
 (402) 471-3330

Lincoln Correctional Center (LCC)
 Maximum & Medium Custody
 Average Cost per Inmate per Year \$39,595
 Marlo Peart, Warden
 3216 West Van Dorn
 Lincoln, NE 68522
 (402) 471-2861

Nebraska is one of only fourteen states nationwide having all adult facilities, industries, central office, staff training academy, and adult parole accredited through the **National Correctional Association**.

Nebraska Correctional Center for Women (NCCW)
 Maximum, Medium & Minimum Custody
 Average Cost per Inmate per Year \$37,097
 Brian Gage, Warden
 1107 Recharge Road
 York, NE 68467-8003
 (402) 362-3317

Nebraska Correctional Youth Facility (NCYF)
 Maximum, Medium & Minimum Custody
 Average Cost per Inmate per Year \$68,621
 Ryan Mahr, Warden
 2610 North 20th Street East
 Omaha, NE 68110
 (402) 595-2000

Nebraska State Penitentiary (NSP)
 Maximum, Medium, Minimum Custody & Residential Treatment Community
 Average Cost per Inmate per Year \$34,285
 Diane Sabatka-Rine, Warden
 4201 South 14th Street
 Lincoln, NE 68542
 (402) 471-3161

Omaha Correctional Center (OCC)
 Medium & Minimum Custody
 Average Cost per Inmate per Year \$28,211
 Mike Kenney, Warden
 2323 Avenue 'J'
 Omaha, NE 68110
 (402) 595-3964

Tecumseh State Correctional Institution (TSC)
 Maximum, Medium, Death Row & Intensive Management
 Average Cost per Inmate per Year \$35,749
 Fred Britten, Warden
 2725 N. Highway 50
 Tecumseh, NE 68450
 (402) 335-5998

Work Ethic Camp, McCook (WEC)
 Intensive Supervision Probationers & Minimum Custody
 Average Cost per Offender (see below) *\$13,462
 Pam Morello, Warden
 2309 North Highway 83
 McCook, NE 69001
 (308) 345-8405

* WEC average cost is based on FY2011 avg number of offenders X avg length in program (which is 4.4 mo's).

Nebraska Department of Correctional Services 3-Year Recidivism* Data Report FY2005 to FY2008

Pop:	Releases				Recidivists				Technical Violators				% Recidivism			
	FY05	FY06	FY07	FY08	FY05	FY06	FY07	FY08	FY05	FY06	FY07	FY08	FY05	FY06	FY07	FY08
FEMALES																
Paroles	103	136	155	169	13	16	14	17	21	19	26	29	33.0	25.7	25.8	27.2
Mand Discharges	128	205	165	159	22	31	18	21	n/a	n/a	n/a	n/a	17.2	15.1	10.1	13.2
TOTAL	231	341	320	328	35	47	32	38	21	19	26	29	24.2	20.6	18.1	20.4
MALES																
Paroles	697	702	829	706	147	140	150	143	158	120	143	118	43.8	37.0	35.3	37.0
Mand Discharges	881	1072	1038	1003	217	213	212	193	n/a	n/a	n/a	n/a	24.5	20.2	20.5	19.2
TOTAL	1578	1774	1867	1709	363	357	363	336	158	120	143	118	33.0	26.9	27.1	26.6
FEMALES & MALES																
Paroles	800	838	984	875	160	156	164	160	179	139	169	147	42.4	35.2	33.8	35.1
Mand Discharges	1009	1277	1203	1162	238	248	231	214	n/a	n/a	n/a	n/a	23.6	19.4	19.2	18.4
TOTAL	1809	2115	2187	2037	398	404	395	374	179	139	169	147	31.9	25.7	25.8	25.6

Starting in fiscal year 2003, NE-DCS began using ASCA-defined measures to configure recidivism rate.
 *All recidivists were committed for new crimes or for technical violations within 3 years of their release date.

NEBRASKA DEPARTMENT of CORRECTIONAL SERVICES

January 31, 2012

Robert P. Houston, Director
 Robin Spindler, Deputy Director,
 Administrative Services
 Frank Hopkins, Deputy Director, Institutions
 Larry Wayne, Deputy Director,
 Programs & Community Services
 Randy Kohl, Deputy Director, Health Services
 John McGovern, Deputy Director,
 Cornhusker State Industries



Folsom & West Prospector Place, Building 1
 Lincoln, NE 68522
 (402) 471-2654
 FAX: (402) 479-5623
 www.corrections.nebraska.gov

MISSION STATEMENT
 To serve and protect the public by providing control, humane care and program opportunities for those individuals placed in its custody and supervision, thereby facilitating their return to society as responsible persons.

INMATE POPULATION

January 31, 2012

POPULATION vs. DESIGN CAPACITY

	Design Capacity	Actual Population	% of Capacity
CCCL	200	357	178.50%
CCCO	90	167	185.56%
DEC	160	469	293.13%
LCC	308	488	158.44%
NCCW	275	263	95.64%
NCYF	68	68	100.00%
NSP	718	1229	171.17%
OCC	396	563	142.17%
TSCI	960	919	95.73%

TOTAL DCS: (excludes WEC inmates)
 1-31-12 3175 4523 142.46%
 1-31-11 3175 4430 139.53%

CRIME TYPE OF POPULATION

Part I Offenses * 1903 42.1%
 Part II Offenses** 2620 57.9%
TOTAL POPULATION 4523

*1st Degree Murder, 2nd Degree Murder, Manslaughter,
 1st Degree Assault, 1st Degree Sexual Assault,
 1st Degree Sexual Assault of a Child, Robbery.

**All other offenses.

LIFE SENTENCES

Total Inmates Sentenced to Capital Punishment 11
 Total Inmates Sentenced to Life w/out Parole 226
 Total Inmates Sentenced to Life with Parole 94
 (6-30-11)
 Total Inmates Sentenced to Life w/out Parole 226

6661

FACILITY SUCCESS RATE (FY11)

81.6%

ADMIT STATUS of POPULATION - DEC

Admit Status	Population	% of Population
Sentenced	434	92.5%
90 Day Evaluator	8	1.7%
County Safekeeper	7	1.5%
Federal Safekeeper	18	3.8%
Lifetime Sex Offender	1	0.2%
I.S. Transfer	1	0.2%
TOTAL POPULATION	469	

ADMIT STATUS of POPULATION - NCCW

Admit Status	Population	% of Population
Sentenced	255	97.0%
County Safekeeper	3	1.1%
I.S. Transfer	5	1.9%
TOTAL POPULATION	263	

(avg NCCW diag / eval unit pop is 40)

OFFENSE CATEGORY for MOST SERIOUS OFFENSE & PERCENT of TOTAL

Offense	Population	% of Population
Sex Offenses	818	18.1%
Assault	585	13.0%
Drugs	574	12.7%
Homicide	518	11.5%
Robbery	416	9.2%
Theft	375	8.3%
Burglary	370	8.2%
Motor Vehicle	334	7.4%
Weapons	129	2.9%
Fraud	128	2.8%
Other	112	2.5%
Morals	69	1.5%
Restraint	60	1.3%
Arson	25	0.6%

CUSTODY CLASSIFICATION

CUSTODY LEVEL	TOTAL PER CUSTODY LEVEL	% OF TOTAL
Maximum*	1639	36.2%
Medium	1109	24.5%
Minimum	1177	26.0%
Community	598	13.2%
TOTAL	4523	

*New admissions to the Diagnostic & Evaluation Center are classified as maximum until transferred to another facility.

RANDOM DRUG TESTING PROGRAM

Baseline test 6/1991 - 17.35% tested positive
 2009 Average 1.02% tested positive
 2010 Average 1.50% tested positive
 2011 Average 1.40% tested positive

PAROLE POPULATION

January 31, 2012

Regular Sentence 1154 % of DCS Pop 19.90%
 Interstate Transfers 186 (excluded)
 Re-Entry Furlough 137 (excluded)

PAROLE SUCCESS RATE (FY11)

64.9%

Parole Eligible 1178
 Avg. Time on Parole (FY11) 8.57 months

PAROLE RANDOM DRUG TESTING

Baseline test 1997 - 12.5% tested positive
 2009 Average 11.88% tested positive
 2010 Average 12.90% tested positive
 2011 Average 18.84% tested positive

PAROLE DISC SUCCESS RATE (FY11)

88.4%

(determined by the number of parolees that completed and discharged from parole and did not re-arrest within 3 years of their parole discharge date)

WORK ETHIC CAMP

January 31, 2012

Design Capacity 100
 Population Type Min. Custody ISP 51
 Actual Population 122
 % of Capacity 173%

Prisoners under the jurisdiction of state and federal correctional authorities, by jurisdiction, December 31, 2000, 2009, and 2010

Region and jurisdiction	Number of prisoners			Average annual change, 2000-2009	Percent change, 2000-2009
	2000	2009	2010		
U.S. total	1,301,260	1,614,355	1,605,127	1.7%	-0.6%
Federal	16,916	208,118	209,771	4.1	0.8
State	1,284,344	1,406,237	1,395,356	1.4	-0.8
Northwest	174,626	177,845	173,911	0.2%	-1.9%
Connecticut ^a	10,355	10,716	10,221	0.8	-2.0
Maine	1,679	2,206	2,194	3.1	-2.4
Massachusetts	11,312	11,316	11,312	0.6	0.0
New Hampshire	2,257	2,271	2,251	2.1	1.1
New Jersey	29,794	25,382	25,007	-1.8	-1.5
New York	70,199	58,687	56,656	-2.0	-3.5
Pennsylvania	36,847	51,429	51,344	3.8	-0.3
Rhode Island ^b	3,296	3,674	3,357	1.2	-6.6
Vermont ^c	1,697	2,220	2,079	3.0	-6.4
Midwest	237,278	261,615	262,428	1.1%	0.7%
Illinois	45,281	48,418	48,418	0.0	7.2
Indiana	20,175	28,808	28,028	4.1	-2.7
Iowa	7,955	8,813	9,455	1.1	7.3
Kansas	9,651	9,651	9,455	0.4	-4.7
Michigan	47,718	45,478	44,113	-0.4	-3.0
Minnesota	4,238	9,906	9,796	5.4	-1.9
Missouri ^d	27,543	30,563	30,623	1.2	0.2
Nevada	4,474	4,987	4,987	1.6	2.5
North Dakota	1,076	1,486	1,487	3.7	0.1
Ohio	45,833	51,406	51,072	1.3	0.2
South Dakota	2,616	3,494	3,494	3.1	0.0
South	20,754	22,774	22,774	1.2	-1.9
West Virginia	59,214	60,204	64,674	1.8%	4.0%
Alabama	26,332	31,074	31,074	2.1	0.3
Arizona	11,915	15,208	16,504	2.7	6.5
Delaware ^e	6,921	6,794	6,598	-0.2	-2.9
District of Columbia	7,455	-	-	-	-
Florida	71,319	103,915	104,306	4.3	0.4
Georgia ^f	44,232	53,371	49,164	2.1	-7.9
Idaho	14,919	21,638	20,544	4.2	5.1
Kentucky	35,307	39,780	39,445	1.4	-0.8
Louisiana	23,538	22,255	22,445	-0.6	1.8
Maryland	29,241	21,967	21,967	0.7	-1.9
Mississippi	21,482	21,967	21,967	0.7	0.0
North Carolina	31,286	40,529	40,116	2.9	-1.0
Oklahoma	21,881	26,397	26,532	1.5	0.5
South Carolina	24,288	23,578	23,578	1.2	-2.9
Tennessee	21,778	22,166	22,166	2.2	1.8
Texas	164,719	177,249	172,649	0.3	-1.8
Virginia	30,168	38,092	37,410	2.6	1.4
West Virginia	3,856	6,367	6,681	5.7	4.9
West	277,427	317,057	311,143	1.7%	-1.9%
Alaska ^b	4,173	5,285	5,597	2.7	5.9
Alaska ^c	26,510	40,627	40,130	4.9	-1.2
California	163,001	171,275	165,062	0.6	-3.6
Colorado	16,833	22,205	22,815	3.4	0.1
Connecticut ^d	5,053	5,891	5,912	1.7%	0.4
Hawaii ^e	5,535	7,400	7,481	3.3	0.4
Idaho	3,105	3,665	3,716	1.7	3.1
Montana	10,093	12,482	12,653	2.4	1.4
Nevada	5,342	6,448	6,659	3.3	3.3
New Mexico	10,580	14,014	14,014	3.5	-2.7
Oregon	6,637	6,907	6,907	1.2	4.1
Utah	5,617	6,538	6,538	1.7	0.0
Washington	14,915	18,233	18,233	2.3	0.0
Wyoming	1,809	2,075	2,112	2.4	1.8

^aAfter applicable, As of December 31, 2001, sentenced felons from the District of Columbia were the responsibility of the Federal Bureau of Prisons.
^bIncludes inmates held in nonsecure privately operated community correction centers and juveniles held in contract facilities.
^cPrisoners and jail inmates integrated system. Data include total jail and prison populations.
^dPrison population based on county counts.
^eSource: BLS, National Prisoner Statistics Program.

INSTITUTIONS / PROGRAMS

Average Cost Per Offender
(All facilities including Parole)
Nebraska: FY 2011 \$28,179/year

Adult Parole Administration (APA)
Average Cost per Parolee per Year \$3,152
Cathy Gibson-Beltz, Administrator
Folsom & West Prospector Place, Bldg. 15
Lincoln, NE 68522
(402) 471-2654

Community Corrections Center-Lincoln (CCC-L)

Community Custody
Average Cost per Inmate per Year \$18,218
Matt Heckman, Acting Warden
2720 West Van Dorn
Lincoln, NE 68522
(402) 471-0740

Community Corrections Center-Omaha (CCC-O)

Community Custody
Average Cost per Inmate per Year \$21,446
Charles West, Warden
2320 Avenue 'J'
Omaha, NE 68110
(402) 595-2010

Diagnostic & Evaluation Center (DEC)

Maximum Custody
Average Cost per Inmate per Year \$32,661
Dennis Bakewell, Warden
3220 West Van Dorn
Lincoln, NE 68522
(402) 471-3330

Lincoln Correctional Center (LCC)

Maximum & Medium Custody
Average Cost per Inmate per Year \$39,595
Mario Peart, Warden
3216 West Van Dorn
Lincoln, NE 68522
(402) 471-2861

Nebraska is one of only fourteen states nationwide having all adult facilities, industries, central office, staff training academy, and adult parole accredited through the **Prison Correctional Association**.

Nebraska Correctional Center for Women (NCCW)

Maximum, Medium & Minimum Custody
Average Cost per Inmate per Year \$37,097
Brian Gage, Warden
1107 Recharge Road
York, NE 68467-8003
(402) 362-3317

Nebraska Correctional Youth Facility (NCYF)

Maximum, Medium & Minimum Custody
Average Cost per Inmate per Year \$68,621
Ryan Mahr, Warden
2610 North 20th Street East
Omaha, NE 68110
(402) 595-2000

Nebraska State Penitentiary (NSP)

Maximum, Medium, Minimum Custody & Residential Treatment Community
Average Cost per Inmate per Year \$34,285
Diane Sabatka-Rife, Warden
4201 South 14th Street
Lincoln, NE 68542
(402) 471-3161

Omaha Correctional Center (OCC)

Medium & Minimum Custody
Average Cost per Inmate per Year \$28,211
Mike Kenney, Warden
2323 Avenue 'J'
Omaha, NE 68110
(402) 595-3964

Tecumseh State Correctional Institution (TSCI)

Maximum, Medium, Death Row & Intensive Management
Average Cost per Inmate per Year \$35,749
Fred Britten, Warden
2725 N. Highway 50
Tecumseh, NE 68450
(402) 335-5998

Work Ethic Camp, McCook (WEC)

Intensive Supervision Probationers & Minimum Custody
Average Cost per Offender (see below) *\$13,462
Pam Morello, Warden
2309 North Highway 83
McCook, NE 69001
(308) 345-8405

* WEC average cost is based on FY2011 avg number of offenders X avg length in program (which is 4.4 mo's).

PERCENTAGE OF PAROLEE TO PRISON POPULATION IN THE U.S. - 2010

Region and Jurisdiction	Number of Sentenced Prisoners ¹	Parolee Population ²	% of Parolees To Prisoners
U.S. Total	1,548,206	840,676	54.4%
Federal State	130,641	105,552	55.4%
Connecticut	1,352,565	735,124	54.4%
Massachusetts	184,272	169,722	103.3%
New Jersey	2,694	2,894	21.7%
New York	1,942	32	1.6%
Pennsylvania	9,982	3,260	32.7%
Rhode Island	2,761	1,973	71.5%
Vermont	25,007	15,568	62.2%
Illinois	56,461	48,542	86.0%
Indiana	51,075	95,870	187.7%
Iowa	2,086	556	26.7%
Kansas	1,649	1,032	62.6%
Michigan	261,332	130,714	50.0%
Minnesota	48,418	26,009	53.7%
Missouri	28,012	10,872	38.8%
Nebraska	9,388	3,197	34.1%
North Carolina	9,051	5,063	55.9%
North Dakota	44,113	24,486	55.5%
Ohio	9,796	5,807	59.3%
South Carolina	30,614	19,421	63.4%
South Dakota	4,498	941	20.9%
Texas	1,487	427	28.7%
Virginia	51,212	12,076	23.6%
Washington	3,431	2,843	82.9%
West Virginia	20,812	19,572	94.0%
Wisconsin	623,736	260,486	41.8%
Alabama	30,739	9,006	29.3%
Arkansas	16,147	21,106	130.7%
California	3,961	580	14.1%
Colorado	104,306	4,093	3.9%
Florida	47,634	25,091	52.7%
Georgia	19,937	14,628	73.4%
Kentucky	39,444	26,202	66.4%
Louisiana	22,275	13,195	59.2%
Maine	20,366	6,434	31.6%
Marshall Islands	35,436	3,621	10.2%
North Carolina	24,514	2,637	10.7%
Ohio	22,822	6,412	28.1%
South Carolina	27,451	12,157	44.3%
Tennessee	164,652	104,763	63.6%
Texas	37,410	2,624	7.0%
Virginia	6,642	1,796	27.0%
West Virginia	303,226	174,202	57.4%
Alabama	2,429	2,089	86.0%
Arizona	38,423	7,993	20.8%
California	156,213	105,135	64.0%
Colorado	22,815	11,014	48.3%
Connecticut	3,939	1,850	47.0%
Hawaii	7,431	3,957	53.2%
Idaho	3,716	966	26.3%
Montana	12,556	4,964	39.5%
Nevada	6,614	3,146	47.6%
New Mexico	13,971	22,491	161.0%
Oregon	6,795	2,941	43.3%
Utah	18,212	6,956	38.2%
Washington	2,112	682	32.3%
Wyoming			

¹ U.S. Dept. of Justice, Off. of Justice Programs, Bureau of Justice Statistics, *Prisoners in 2010*, p. Guerrero, P. M. Harrison, and W. J. Sabol, BJS Statistics, Dec 2011, Bulletin 236096.
² U.S. Dept. of Justice, Off. of Justice Programs, Bureau of Justice Statistics, *Probation and Parole in the United States, 2010*, L. E. Glaze and T. P. Bonczar, BJS Statistics, Dec 2011, Bulletin 236019.

NEBRASKA DEPARTMENT of CORRECTIONAL SERVICES

February 29, 2012

Robert P. Houston, Director

Robin Spindler, Deputy Director,
Administrative Services
Frank Hopkins, Deputy Director, Institutions
Larry Wayne, Deputy Director,
Programs & Community Services
Randy Kohl, Deputy Director, Health Services
John McGovern, Deputy Director,
Cornhusker State Industries



Folsom & West Prospector Place, Building 1
Lincoln, NE 68522
(402) 471-2654
FAX: (402) 479-5623
www.corrections.nebraska.gov

MISSION STATEMENT

To serve and protect the public by providing control, humane care and program opportunities for those individuals placed in its custody and supervision, thereby facilitating their return to society as responsible persons.

INMATE POPULATION

February 29, 2012

POPULATION vs. DESIGN CAPACITY

	Design Capacity	Actual Population	% of Capacity
CCC-L	200	351	175.80%
CCC-O	90	165	183.33%
DEC	160	475	296.88%
LCC	308	493	160.06%
NCCW	275	258	93.82%
NCYF	68	68	100.00%
NSP	718	1232	171.59%
OCC	396	572	144.44%
TSCI	960	951	99.06%

TOTAL DCS: (excludes WEC inmates)			
2-29-12	3175	4565	143.78%
2-29-11	3175	4420	139.21%

CRIME TYPE of POPULATION

Part I Offenses *	1900	41.6%
Part II Offenses**	2665	58.4%
TOTAL POPULATION	4565	

*1st Degree Murder, 2nd Degree Murder, Manslaughter, 1st Degree Assault, 1st Degree Sexual Assault, 1st Degree Sexual Assault of a Child, Robbery.

**All other offenses.

LIFE SENTENCES

Total Inmates Sentenced to Capital Punishment	11
Total Inmates Sentenced to Life w/out Parole	228
Total Inmates Sentenced to Life with Parole	94
(6-30-11)	
Total Inmates Sentenced to Life w/out Parole	226

966 T

FACILITY SUCCESS RATE (FY11)

81.6%

ADMIT STATUS of POPULATION - DEC

Admit Status	Population	% of Population
Sentenced	436	91.8%
90 Day Evaluator	10	2.1%
County Safekeeper	9	1.9%
Federal Safekeeper	18	3.8%
Lifetime Sex Offender	1	0.2%
I.S. Transfer	1	0.2%
TOTAL POPULATION	475	

ADMIT STATUS of POPULATION - NCCW

Admit Status	Population	% of Population
Sentenced	250	96.9%
County Safekeeper	3	1.2%
I.S. Transfer	5	1.9%
TOTAL POPULATION	258	

(avg NCCW diag / eval unit pop is 40)

OFFENSE CATEGORY for MOST SERIOUS OFFENSE & PERCENT of TOTAL

POPULATION CONFINED (6-30-11)

Offense	Population	% of Population
Sex Offenses	818	18.1%
Assault	585	13.0%
Drugs	574	12.7%
Homicide	518	11.5%
Robbery	416	9.2%
Theft	375	8.3%
Burglary	370	8.2%
Motor Vehicle	334	7.4%
Weapons	129	2.9%
Fraud	128	2.8%
Other	112	2.5%
Morals	69	1.5%
Restraint	60	1.3%
Arson	25	0.6%

CUSTODY CLASSIFICATION

CUSTODY LEVEL	TOTAL PER CUSTODY LEVEL	% OF TOTAL
Maximum*	1680	36.8%
Medium	1139	24.9%
Minimum	1163	25.5%
Community	583	12.8%
TOTAL	4565	

New admissions to the Diagnostic & Evaluation Center are classified as maximum until transferred to another facility.

RANDOM DRUG TESTING PROGRAM

Baseline test 6/1991 - 17.35% tested positive	
2009 Average	1.02% tested positive
2010 Average	1.50% tested positive
2011 Average	1.40% tested positive

PAROLE POPULATION

February 29, 2012

Regular Sentence	1185	% of DCS Pop	20.25%
Interstate Transfers	183	(excluded)	
Re-Entry Furlough	129	(excluded)	

PAROLE SUCCESS RATE (FY11)

64.9%

Parole Eligible	1167	Avg. Time on Parole (FY11)	8.57 months
-----------------	------	----------------------------	-------------

PAROLE RANDOM DRUG TESTING

Baseline test 1997 - 12.5% tested positive	
2009 Average	11.88% tested positive
2010 Average	12.90% tested positive
2011 Average	18.84% tested positive

PAROLE DISC SUCCESS RATE (FY11)

88.4%

(determined by the number of parolees that completed and discharged from parole and did not recidivate within 3 years of their parole discharge date)

WORK ETHIC CAMP

February 29, 2012

Design Capacity	Population Type	Actual Population	% of Capacity
100	Min. Custody	101	101%
	ISP	53	53%
		154	154%

Work Ethic Camp Releases July 2010 to June 2011

Release Type	Number	Percent
Successful	367	78.4
Program Failure	72	15.4
Medical/Mental Health	15	3.2
Abscond / Walk Away	2	0.4
Law Violation	2	0.4
Voluntary Discharge	2	0.4
Other	8	1.7
TOTAL	468	100

INSTITUTIONS / PROGRAMS

Average Cost Per Offender
(All facilities including Parole)
Nebraska FY 2011 \$28,179/year

Adult Parole Administration (APA)
Average Cost per Parolee per Year \$3,152
Cathy Gibson-Beltz, Administrator
Folsom & West Prospector Place, Bldg. 15
Lincoln, NE 68522
(402) 471-2654

Community Corrections Center-Lincoln (CCC-L)
Community Custody
Average Cost per Inmate per Year \$18,218
Matt Heckman, Acting Warden
2720 West Van Dorn
Lincoln, NE 68522
(402) 471-0740

Community Corrections Center- Omaha (CCC-O)
Community Custody
Average Cost per Inmate per Year \$21,446
Charles West, Warden
2320 Avenue 'J'
Omaha, NE 68110
(402) 595-2010

Diagnostic & Evaluation Center (DEC)
Maximum Custody
Average Cost per Inmate per Year \$32,661
Dennis Bakewell, Warden
3220 West Van Dorn
Lincoln, NE 68522
(402) 471-3330

Lincoln Correctional Center (LCC)
Maximum & Medium Custody
Average Cost per Inmate per Year \$39,595
Mario Peart, Warden
3216 West Van Dorn
Lincoln, NE 68522
(402) 471-2861

Nebraska is one of only fourteen states nationwide having all adult facilities, industries, central office, staff training academy, and adult parole accredited through the [Ican Correctional Association](#).

Nebraska Correctional Center for Women (NCCW)
Maximum, Medium & Minimum Custody
Average Cost per Inmate per Year \$37,097
Brian Gage, Warden
1107 Recharge Road
York, NE 68467-8003
(402) 362-3317

Nebraska Correctional Youth Facility (NCYF)
Maximum, Medium & Minimum Custody
Average Cost per Inmate per Year \$68,621
Ryan Mahr, Warden
2610 North 20th Street East
Omaha, NE 68110
(402) 595-2000

Nebraska State Penitentiary (NSP)
Maximum, Medium, Minimum Custody & Residential Treatment Community
Average Cost per Inmate per Year \$34,285
Diane Sabatka-Rine, Warden
4201 South 14th Street
Lincoln, NE 68542
(402) 471-3161

Omaha Correctional Center (OCC)
Medium & Minimum Custody
Average Cost per Inmate per Year \$28,211
Mike Kenney, Warden
2323 Avenue 'J'
Omaha, NE 68110
(402) 595-3964

Tecumseh State Correctional Institution (TSCI)
Maximum, Medium, Death Row & Intensive Management
Average Cost per Inmate per Year \$35,749
Fred Britten, Warden
2725 N. Highway 50
Tecumseh, NE 68450
(402) 335-5998

Work Ethic Camp, McCook (WEC)
Intensive Supervision Probationers & Minimum Custody
Average Cost per Offender (see below) *\$13,462
Pam Morello, Warden
2309 North Highway 83
McCook, NE 69001
(308) 345-8405

* WEC average cost is based on FY2011 avg number of offenders X avg length in program (which is 4.4 mo's).


SYSTEM	IS WAITING LIST FOR TREATMENT IN EFFECT?	FISCAL OR CALENDAR YEAR 2010				IF CONTRACTED SERVICES, THE RATE STRUCTURE IN USE
		Percentage of Total Budget Allocated to Mental Health	Dedicated Line Item for Mental Health?	\$ Spent on Mental Health (in millions)	Change from Previous Year Budget	
Colorado	NO	0.01% excluding meds	YES	\$8.1	↑ 3.4%	N/A
Iowa	YES	-	-	-	-	-
Kansas	NO	-	YES	\$5.2	↓ 10%	Capitated
Minnesota	NO	1.3%	not avail	\$6.5	↑ 3.4%	N/A
Missouri	NO	3.8%	YES	\$23.6	same	Capitated
Montana	NO	2%	YES	\$2.3	same	N/A
Nebraska	NO	3.2%	YES	\$4.7	↑ 13%	hourly rate ¹
North Dakota	NO, for serious causes	5%	YES	\$3	↑ 2.5%	hourly rate
Oklahoma	NO	1.6%	YES	\$8	↓ 20%	hourly rate ²
South Dakota	NO	1%	NO	\$1	↑	N/A
Wisconsin	YES	3.3%	NO	\$60	same	hourly rate
Wyoming	NO	unknown	NO	unknown	same	Capitated

¹ Nebraska: The contract is in effect for a limited amount of psychiatry hours.
² Oklahoma: The hourly rate is \$125 for only one part time psychiatrist.
Source: Corrections Compendium, Summer 2011, Vol 36: No. 2

NEBRASKA DEPARTMENT of CORRECTIONAL SERVICES

March 31, 2012

Robert P. Houston, Director
Robin Spindler, Deputy Director, Administrative Services
Frank Hopkins, Deputy Director, Institutions
Larry Wayne, Deputy Director, Programs & Community Services
Randy Kohl, Deputy Director, Health Services
John McGovern, Deputy Director, Cornhusker State Industries



Folsom & West Prospector Place, Building 1
Lincoln, NE 68522
(402) 471-2654
FAX: (402) 479-5623
www.corrections.nebraska.gov

MISSION STATEMENT
To serve and protect the public by providing control, humane care and program opportunities for those individuals placed in its custody and supervision, thereby facilitating their return to society as responsible persons.

INMATE POPULATION

March 31, 2012

POPULATION vs. DESIGN CAPACITY

	Design Capacity	Actual Population	% of Capacity
CCC-L	200	331	165.50%
CCC-O	90	166	184.44%
DEC	160	493	308.13%
LCC	308	504	163.64%
NCCW	275	261	94.81%
NCYF	68	67	98.53%
NSP	718	1228	171.03%
OCC	396	565	142.68%
TSCI	960	949	98.85%

TOTAL DCS: (excludes WEC inmates)
 3-31-12 3175 4564 143.75%
 3-31-11 3175 4441 139.87%

CRIME TYPE of POPULATION

Part I Offenses * 1894 41.5%
 Part II Offenses** 2670 58.5%
TOTAL POPULATION 4564

*1st Degree Murder, 2nd Degree Murder, Manslaughter,
 1st Degree Assault, 1st Degree Sexual Assault,
 1st Degree Sexual Assault of a Child, Robbery.

**All other offenses.

LIFE SENTENCES

Total Inmates Sentenced to Capital Punishment 11
 Total Inmates Sentenced to Life w/out Parole 229
 Total Inmates Sentenced to Life with Parole 94
 Total Inmates Sentenced to Life w/out Parole (6-30-11) 226

8661

FACILITY SUCCESS RATE (FY11)

81.6%

ADMIT STATUS of POPULATION - DEC

Admit Status	Population	% of
Sentenced	453	91.9%
90 Day Evaluator	7	1.4%
County Safekeeper	10	2.0%
Federal Safekeeper	20	4.1%
Lifetime Sex Offender	1	0.2%
I.S. Transfer	2	0.4%
TOTAL POPULATION	493	

ADMIT STATUS of POPULATION - NCCW

Admit Status	Population	% of
Sentenced	251	96.2%
90 Day Evaluator	2	0.8%
County Safekeeper	3	1.1%
I.S. Transfer	5	1.9%
TOTAL POPULATION	261	

(avg NCCW diag / eval unit pop is 40)

OFFENSE CATEGORY for MOST SERIOUS OFFENSE & PERCENT of TOTAL

POPULATION CONFINED (6-30-11)

Offense	Population	% of
Sex Offenses	818	18.1%
Assault	585	13.0%
Drugs	574	12.7%
Homicide	518	11.5%
Robbery	416	9.2%
Theft	375	8.3%
Burglary	370	8.2%
Motor Vehicle	334	7.4%
Weapons	129	2.9%
Fraud	128	2.8%
Other	112	2.5%
Morals	69	1.5%
Restraint	60	1.3%
Arson	25	0.6%

CUSTODY CLASSIFICATION

CUSTODY LEVEL	TOTAL PER CUSTODY LEVEL	% OF TOTAL
Maximum*	1701	37.3%
Medium	1154	25.3%
Minimum	1152	25.2%
Community	557	12.2%
TOTAL	4565	

*New admissions to the Diagnostic & Evaluation Center are classified as maximum until transferred to another facility.

RANDOM DRUG TESTING PROGRAM

Baseline test 6/1991 - 17.35% tested positive
 2009 Average 1.02% tested positive
 2010 Average 1.50% tested positive
 2011 Average 1.40% tested positive

PAROLE POPULATION

March 31, 2012

Regular Sentence 1208 % of DCS Pop 20.61%
 Interstate Transfers 192 (excluded)
 Re-Entry Furlough 122 (excluded)

PAROLE SUCCESS RATE (FY11)

64.9%

Parole Eligible 1140 Avg. Time on Parole (FY11) 8.57 months

PAROLE RANDOM DRUG TESTING

Baseline test 1997 - 12.5% tested positive
 2009 Average 11.88% tested positive
 2010 Average 12.90% tested positive
 2011 Average 18.84% tested positive

PAROLE DISC SUCCESS RATE (FY11)

88.4%

(determined by the number of parolees that completed and discharged from parole and did not re-arrest within 3 years of their parole discharge date)

WORK ETHIC CAMP

March 31, 2012

Design Capacity	Population Type	Actual Population	% of Capacity
100	Min. Custody ISP	41	131%
		131	

SYSTEM	Init Screening	Basis Used for Mental Illness Determination	% of Population diagnosed as mentally ill on Dec 31, 2010	
			General	Serious
Colorado	at intake	DSM-IV, prior history, observed institutional behavior	31%	21.60%
Iowa	at intake	DSM-IV, prior history & records, symptoms & current meds	46.50%	25.30%
Kansas	at intake	Signs & symptoms, psych clinical review, testing & diagnosis	38%	27%
Minnesota	at intake	Assess based on having a valid diagnosis & relevant functional impairment	25%M, 75%F	6%
Missouri	at intake	Diagnosis prior to history analysis	16.80%	16.80%
Montana	at intake	DSM-IV, self-reporting, past records	25%	20%
Nebraska	at intake	DSM-IV, Axis I criteria	40%	3%
North Dakota	at intake	DSM-IV, staff observation, available psych records	52%	8%
Oklahoma	at intake	DSM-IV, history, self-report inventories, IQ test, etc.	50%	18.70%
South Dakota	at intake	DSM-IV, assessment by MH therapist or psychiatrist	not avail	4%
Wisconsin	at intake	Screening, interviews, & records review	35% of MH caseload	10%
Wyoming	at intake	DSM-IV, records review, reports & observations	30%	23.20%

Source: Corrections Compendium, Summer 2011, Vol 35: No. 2

INSTITUTIONS / PROGRAMS

1999

Average Cost Per Offender
(All facilities including Parole)
Nebraska FY 2011 \$28,179/year

Adult Parole Administration (APA)
Average Cost per Parolee per Year \$3,152
Cathy Gibson-Beltz, Administrator
Folsom & West Prospector Place, Bldg. 15
Lincoln, NE 68522
(402) 471-2654

Community Corrections Center-Lincoln (CCC-L)
Community Custody
Average Cost per Inmate per Year \$18,218
Matt Heckman, Acting Warden
2720 West Van Dorn
Lincoln, NE 68522
(402) 471-0740

Community Corrections Center- Omaha (CCC-O)
Community Custody
Average Cost per Inmate per Year \$21,446
Charles West, Warden
2320 Avenue 'J'
Omaha, NE 68110
(402) 595-2010

Diagnostic & Evaluation Center (DEC)
Maximum Custody
Average Cost per Inmate per Year \$32,661
Dennis Bakewell, Warden
3220 West Van Dorn
Lincoln, NE 68522
(402) 471-3330

Lincoln Correctional Center (LCC)
Maximum & Medium Custody
Average Cost per Inmate per Year \$39,595
Mario Peart, Warden
3216 West Van Dorn
Lincoln, NE 68522
(402) 471-2861

Nebraska is one of only fourteen states nationwide having all adult facilities, industries, central office, staff training academy, and adult parole accredited through the American Correctional Association.

Nebraska Correctional Center for Women (NCCW)

Maximum, Medium & Minimum Custody
Average Cost per Inmate per Year \$37,097
Brian Gage, Warden
1107 Recharge Road
York, NE 68467-8003
(402) 362-3317

Nebraska Correctional Youth Facility (NCYF)
Maximum, Medium & Minimum Custody
Average Cost per Inmate per Year \$68,621
Ryan Marr, Warden
2610 North 20th Street East
Omaha, NE 68110
(402) 595-2000

Nebraska State Penitentiary (NSP)
Maximum, Medium, Minimum Custody & Residential Treatment Community
Average Cost per Inmate per Year \$34,285
Diane Sabatka-Rine, Warden
4201 South 14th Street
Lincoln, NE 68542
(402) 471-3161

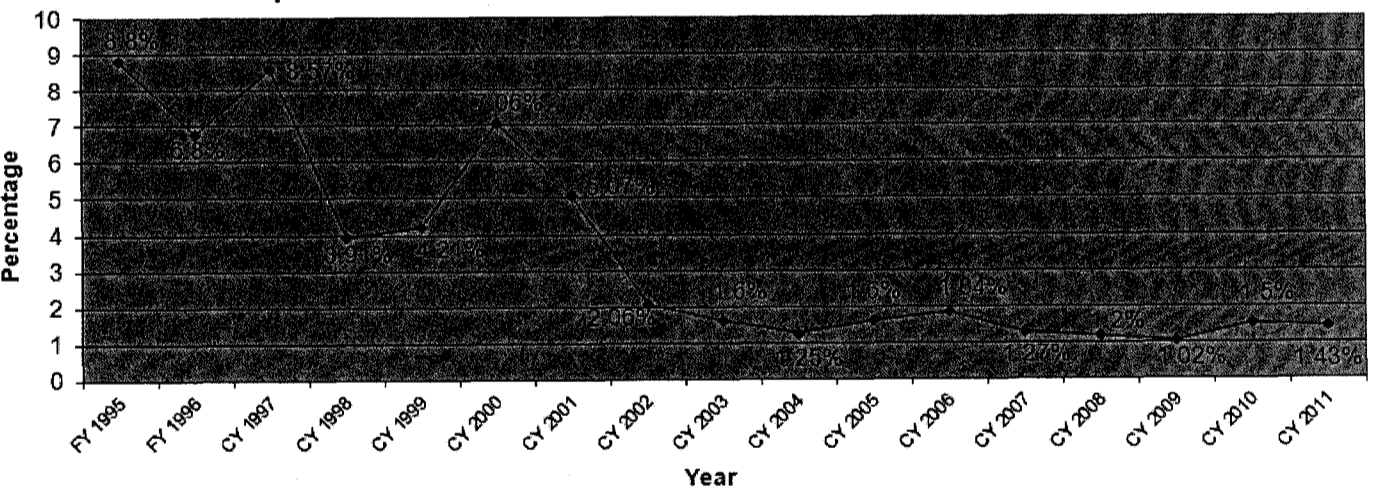
Omaha Correctional Center (OCC)
Medium & Minimum Custody
Average Cost per Inmate per Year \$28,211
Mike Kenney, Warden
2323 Avenue 'J'
Omaha, NE 68110
(402) 595-3964

Tecumseh State Correctional Institution (TSCI)
Maximum, Medium, Death Row & Intensive Management
Average Cost per Inmate per Year \$35,749
Fred Britten, Warden
2725 N. Highway 50
Tecumseh, NE 68450
(402) 335-5998

Work Ethic Camp, McCook (WEC)
Intensive Supervision Probationers & Minimum Custody
Average Cost per Offender (see below) *\$13,462
Pam Morello, Warden
2309 North Highway 83
McCook, NE 69001
(308) 345-8405

* WEC average cost is based on FY2011 avg number of offenders X avg length in program (which is 4.4 mos).

NE Department of Corrections Inmate Random UA Results (excludes WEC)



NEBRASKA DEPARTMENT of CORRECTIONAL SERVICES

April 30, 2012

Robert P. Houston, Director

Robin Spindler, Deputy Director,
Administrative Services
Frank Hopkins, Deputy Director, Institutions
Larry Wayne, Deputy Director,
Programs & Community Services
Randy Kohl, Deputy Director, Health Services
John McGovern, Deputy Director,
Cornhusker State Industries



Folsom & West Prospector Place, Building 1
Lincoln, NE 68522
(402) 471-2654
FAX: (402) 479-5623
www.corrections.nebraska.gov

MISSION STATEMENT

To serve and protect the public by providing control, humane care and program opportunities for those individuals placed in its custody and supervision, thereby facilitating their return to society as responsible persons.

INMATE POPULATION

April 30, 2012

POPULATION vs. DESIGN CAPACITY

	Design Capacity	Actual Population	% of Capacity
CCC-L	200	331	165.50%
CCC-O	90	165	183.33%
DEC	160	485	303.13%
LCC	308	496	161.04%
NCCW	275	255	92.73%
NCYF	68	63	92.65%
NSP	718	1249	173.96%
OCC	396	532	134.34%
TSCI	960	936	97.50%

TOTAL DCS: (excludes WEC Inmates)

4-30-12	3175	4512	142.11%
4-30-11	3175	4456	140.35%

CRIME TYPE of POPULATION

Part I Offenses *	1914	42.4%
Part II Offenses **	2598	57.6%
TOTAL POPULATION	4512	

*1st Degree Murder, 2nd Degree Murder, Manslaughter, 1st Degree Assault, 1st Degree Sexual Assault, 1st Degree Sexual Assault of a Child, Robbery.

**All other offenses.

LIFE SENTENCES

Total Inmates Sentenced to Capital Punishment	11
Total Inmates Sentenced to Life w/out Parole	229
Total Inmates Sentenced to Life with Parole	95
(6-30-11)	
Total Inmates Sentenced to Life w/out Parole	226

0002

FACILITY SUCCESS RATE (FY11)

81.6%

ADMIT STATUS of POPULATION - DEC

Admit Status	Population	% of Population
Sentenced	453	93.4%
90 Day Evaluator	6	1.2%
County Safekeeper	5	1.0%
Federal Safekeeper	17	3.5%
Lifetime Sex Offender	1	0.2%
I.S. Transfer	3	0.6%
TOTAL POPULATION	485	

ADMIT STATUS of POPULATION - NCCW

Admit Status	Population	% of Population
Sentenced	243	95.3%
90 Day Evaluator	3	1.2%
County Safekeeper	4	1.6%
I.S. Transfer	5	2.0%
TOTAL POPULATION	255	

(avg NCCW diag / eval unit pop is 40)

OFFENSE CATEGORY for MOST SERIOUS OFFENSE & PERCENT of TOTAL

POPULATION CONFINED (6-30-11)

Offense	Population	% of Population
Sex Offenses	818	18.1%
Assault	585	13.0%
Drugs	574	12.7%
Homicide	518	11.5%
Robbery	416	9.2%
Theft	375	8.3%
Burglary	370	8.2%
Motor Vehicle	334	7.4%
Weapons	129	2.9%
Fraud	128	2.8%
Other	112	2.5%
Morals	69	1.5%
Restraint	60	1.3%
Arson	25	0.6%

CUSTODY CLASSIFICATION

CUSTODY LEVEL	TOTAL PER CUSTODY LEVEL	% OF TOTAL
Maximum*	1681	37.2%
Medium	1142	25.3%
Minimum	1128	25.0%
Community	561	12.4%
TOTAL	4512	

*New admissions to the Diagnostic & Evaluation Center are classified as maximum until transferred to another facility.

RANDOM DRUG TESTING PROGRAM

Baseline test 6/1991 - 17.35% tested positive
2010 Average 1.50% tested positive
2011 Average 1.40% tested positive
2012 1 st QT Avg 1.48% tested positive

PAROLE POPULATION

April 30, 2012

Regular Sentence	1287	% of DCS Pop	21.81%
Instate Transfers	192	(excluded)	
Re-Entry Furlough	123	(excluded)	

PAROLE SUCCESS RATE (FY11)

64.9%

Parole Eligible	Avg. Time on Parole (FY11)
1097	8.57 months

PAROLE RANDOM DRUG TESTING

Baseline test 1997 - 12.5% tested positive
2010 Average 12.90% tested positive
2011 Average 18.84% tested positive
2012 1 st QT Avg 22.47% tested positive

PAROLE DISC SUCCESS RATE (FY11)

88.4%

(determined by the number of parolees that completed and discharged from parole and did not re-arrest within 3 years of their parole discharge date)

WORK ETHIC CAMP

April 30, 2012

Design Capacity	Population Type	Actual Population	% of Capacity
100	Min. Custody ISP	103	103%
		59	59%
		162	162%

Drug Interdiction Efforts

On July 2, 2001, Nebraska Department of Correctional Service (NDCS) started the Drug Offender Classification (DOC) program. For calendar year 2000, just prior to the start of the DOC, NDCS had a random UA drug use rate of 7.06%. For calendar year 2001, the year DOC started, NDCS had a random UA rate of 5.07%. Early in calendar year 2002, NDCS also went tobacco free, and further lowered the rate with 2.06% random UA's coming back positive. On the back of this brochure is the NDCS random UA rate from 1994-2011. NDCS continues its zero tolerance policy on drug use and continues to develop means to ensure that as a Department we develop resources, training and the tools needed to lower the NDCS drug random rate.

Other Data and Review:

In 2011, NDCS random UA positive rate saw a slight 4.7% decrease from the rate in 2010; however, this is still roughly 29% higher than NDCS lowest rate at 1.02% in 2009. Roughly 80% of the random UA's that test positive are for cannabis.

INSTITUTIONS / PROGRAMS

2001

Average Cost Per Offender
(All facilities including Parole)
Nebraska FY 2011 \$28,179/Year

Adult Parole Administration (APA)
Average Cost per Parolee per Year \$3,152
Cathy Gibson-Beltz, Administrator
Folsom & West Prospector Place, Bldg. 15
Lincoln, NE 68522
(402) 471-2654

Community Corrections Center-Lincoln (CCC-L)
Community Custody
Average Cost per Inmate per Year \$18,218
Matt Heckman, Acting Warden
2720 West Van Dorn
Lincoln, NE 68522
(402) 471-0740

Community Corrections Center-Omaha (CCC-O)
Community Custody
Average Cost per Inmate per Year \$21,446
Charles West, Warden
2320 Avenue 'J'
Omaha, NE 68110
(402) 595-2010

Diagnostic & Evaluation Center (DEC)
Maximum Custody
Average Cost per Inmate per Year \$32,661
Dennis Bakewell, Warden
3220 West Van Dorn
Lincoln, NE 68522
(402) 471-3330

Lincoln Correctional Center (LCC)
Maximum & Medium Custody
Average Cost per Inmate per Year \$39,595
Mario Peart, Warden
3216 West Van Dorn
Lincoln, NE 68522
(402) 471-2861

Nebraska is one of only fourteen states nationwide having all adult facilities, industries, central office, staff training academy, and adult parole accredited through the American Correctional Association.

Nebraska Correctional Center for Women (NCCW)

Maximum, Medium & Minimum Custody
Average Cost per Inmate per Year \$37,097
Brian Gage, Warden
1107 Recharge Road
York, NE 68467-8003
(402) 362-3317

Nebraska Correctional Youth Facility (NCYF)
Maximum, Medium & Minimum Custody
Average Cost per Inmate per Year \$68,621
Ryan Mahr, Warden
2610 North 20th Street East
Omaha, NE 68110
(402) 595-2000

Nebraska State Penitentiary (NSP)
Maximum, Medium, Minimum Custody & Residential Treatment Community
Average Cost per Inmate per Year \$34,285
Diane Sabatka-Rine, Warden
4201 South 14th Street
Lincoln, NE 68542
(402) 471-3161

Omaha Correctional Center (OCC)
Medium & Minimum Custody
Average Cost per Inmate per Year \$28,211
Mike Kenney, Warden
2323 Avenue 'J'
Omaha, NE 68110
(402) 595-3964

Tecumseh State Correctional Institution (TSCI)
Maximum, Medium, Death Row & Intensive Management
Average Cost per Inmate per Year \$35,749
Fred Britten, Warden
2725 N. Highway 50
Tecumseh, NE 68450
(402) 335-5998

Work Ethic Camp, McCook (WEC)
Intensive Supervision Probationers & Minimum Custody
Average Cost per Offender (see below) *\$13,462
Pam Morello, Warden
2309 North Highway 83
McCook, NE 69001
(308) 345-8405

* WEC average cost is based on FY2011 avg number of offenders X avg length in program (which is 4.4 mo's).

NE Department of Correctional Services Standards and Accreditation

Nebraska Department of Correctional Services (NDCS) has been involved in the accreditation process since 1979 with the first facilities being accredited by the American Correctional Association's Commission on Accreditation in 1981. Today, Nebraska is one of approximately 14 states nationally to have its entire system accredited, thereby obtaining accreditation's coveted 'Eagle Award'.

Accreditation for a facility involves meeting compliance with both mandatory and ninety percent of non-mandatory standards in an independent audit conducted by trained professionals, including qualified health care staff. A typical audit will involve 500 standards, 61 of which are mandatory. The standards cover all areas of facility operation and include:


- **Administration and Management**
 - General Administration
 - Fiscal Management
 - Personnel
 - Training & Staff Development
 - Case Records
 - Information Systems & Research
 - Citizen Involvement & Volunteers
- **Physical Plant**
 - Building & Safety Codes
 - Size, Organization, & Location
 - Inmate Housing
 - Environmental Conditions
 - Program & Service Areas
 - Administrative & Staff Areas
 - Security
- **Institutional Operations**
 - Security & Control
 - Safety & Emergency Procedures
 - Rules & Discipline
 - Special Management
 - Inmate Rights
- **Institutional Services**
 - Reception & Orientation
 - Classification
 - Food Service
 - Sanitation & Hygiene
 - Health Care
 - Social Services
 - Release
- **Inmate Programs**
 - Work & Correctional Industries
 - Academic & Vocational Education
 - Recreation & Activities
 - Mail, Telephone, & Visiting
 - Library
 - Religious Programs

NEBRASKA DEPARTMENT of CORRECTIONAL SERVICES

May 31, 2012

Robert P. Houston, Director

Robin Spindler, Deputy Director,
Administrative Services
Frank Hopkins, Deputy Director, Institutions
Larry Wayne, Deputy Director,
Programs & Community Services
Randy Kohl, Deputy Director, Health Services
John McGovern, Deputy Director,
Cornhusker State Industries



Folsom & West Prospector Place, Building 1
Lincoln, NE 68522
(402) 471-2654
FAX: (402) 479-5623
www.corrections.nebraska.gov

MISSION STATEMENT

To serve and protect the public by providing control, humane care and program opportunities for those individuals placed in its custody and supervision, thereby facilitating their return to society as responsible persons.

INMATE POPULATION
May 31, 2012

POPULATION vs. DESIGN CAPACITY

	Design Capacity	Actual Population	% of Capacity
CCC-L	200	357	178.50%
CCC-O	90	161	178.89%
DEC	160	502	313.75%
LCC	308	496	161.04%
NCCW	275	246	89.45%
NCYF	68	65	95.59%
NSP	718	1214	169.08%
OCC	396	534	134.85%
TSCI	960	944	98.33%

TOTAL DCS: (excludes WEC inmates)

5-31-12	3175	4519	142.33%
5-31-11	3175	4452	140.22%

CRIME TYPE of POPULATION

Part I Offenses *	1912	42.3%
Part II Offenses**	2607	57.7%
TOTAL POPULATION	4519	

*1st Degree Murder, 2nd Degree Murder, Manslaughter, 1st Degree Assault, 1st Degree Sexual Assault, 1st Degree Sexual Assault of a Child, Robbery.

**All other offenses.

LIFE SENTENCES

Total Inmates Sentenced to Capital Punishment	11
Total Inmates Sentenced to Life w/out Parole	232
Total Inmates Sentenced to Life with Parole (6-30-11)	96
Total Inmates Sentenced to Life w/out Parole	226

2002

FACILITY SUCCESS RATE (FY11)
81.6%

ADMIT STATUS of POPULATION - DEC

Admit Status	Population	% of
Sentenced	470	93.6%
90 Day Evaluator	3	0.6%
County Safekeeper	7	1.4%
Federal Safekeeper	19	3.8%
Lifetime Sex Offender	1	0.2%
I.S. Transfer	2	0.4%
TOTAL POPULATION	502	

ADMIT STATUS of POPULATION - NCCW

Admit Status	Population	% of
Sentenced	235	95.5%
90 Day Evaluator	4	1.6%
County Safekeeper	2	0.8%
I.S. Transfer	5	2.0%
TOTAL POPULATION	246	

(avg NCCW diag/eval unit pop is 40)

OFFENSE CATEGORY for MOST SERIOUS OFFENSE & PERCENT of TOTAL

Offense	Population	% of
Sex Offenses	818	18.1%
Assault	585	13.0%
Drugs	574	12.7%
Homicide	518	11.5%
Robbery	416	9.2%
Theft	375	8.3%
Burglary	370	8.2%
Motor Vehicle	334	7.4%
Weapons	129	2.9%
Fraud	128	2.8%
Other	112	2.5%
Morals	69	1.5%
Restraint	60	1.3%
Arson	25	0.6%

POPULATION CONFINED (6-30-11)

CUSTODY CLASSIFICATION

CUSTODY LEVEL	TOTAL PER CUSTODY LEVEL	% OF TOTAL
Maximum	1171	25.9%
Medium	1120	24.8%
Minimum	1123	24.8%
Community	595	13.2%
Unclassified*	511	11.3%
TOTAL	4512	

*Unclassified admissions to the Diagnostic & Evaluation Center are treated as maximum until classification is completed.

RANDOM DRUG TESTING PROGRAM

Baseline test 6/1991 - 17.35% tested positive
2010 Average 1.50% tested positive
2011 Average 1.40% tested positive
2012 1 st QT Avg 1.48% tested positive

PAROLE POPULATION
May 31, 2012

Regular Sentence	1342	% of DCS Pop	22.52%
Instate Transfers	193	(excluded)	
Re-Entry Furlough	118	(excluded)	

PAROLE SUCCESS RATE (FY11)
64.9%

Parole Eligible	1040	Avg. Time on Parole (FY11)	8.57 months
-----------------	------	----------------------------	-------------

PAROLE RANDOM DRUG TESTING

Baseline test 1997 - 12.5% tested positive
2010 Average 12.90% tested positive
2011 Average 18.84% tested positive
2012 1 st QT Avg 22.47% tested positive

PAROLE DISC SUCCESS RATE (FY11)
88.4%

(determined by the number of parolees that completed and discharged from parole and did not recidivate within 3 years of their parole discharge date)

WORK ETHIC CAMP
May 31, 2012

Design Capacity	Population Type	Actual Population	% of Capacity
100	Min. Custody ISP	98	153%
		55	
		153	

Manuals that NDCS is Accredited Under:

- Administration of Correctional Agencies, 2nd Edition – Central Office
- Performance-Based Standards for Adult Community Residential Services (ACRS), 4th Edition – Community Corrections Center- Lincoln, and CCC-Omaha
- Adult Correctional Institutions (ACI), 4th Edition – all adult prisons
- Adult Probation and Parole Field Services (APPFS), 3rd Edition – Adult Parole
- Performance-Based Standards for Correctional Industries (CI), 2nd Edition – Cornhusker State Industries
- Correctional Training Academies (CTA), 1st Edition – Staff Training Academy

INSTITUTIONS / PROGRAMS

2003

Average Cost Per Offender
(All facilities including Parole)
Nebraska FY 2011 \$28,179/year

Adult Parole Administration (APA)
Average Cost per Parolee per Year \$3,152
Cathy Gibson-Beltz, Administrator
Folsom & West Prospector Place, Bldg. 15
Lincoln, NE 68522
(402) 471-2654

Community Corrections Center-Lincoln (CCC-L)
Community Custody
Average Cost per Inmate per Year \$18,218
Matt Heckman, Acting Warden
2720 West Van Dorn
Lincoln, NE 68522
(402) 471-0740

Community Corrections Center-Omaha (CCC-O)
Community Custody
Average Cost per Inmate per Year \$21,446
Charles West, Warden
2320 Avenue 'J'
Omaha, NE 68110
(402) 595-2010

Diagnostic & Evaluation Center (DEC)
Maximum Custody
Average Cost per Inmate per Year \$32,661
Dennis Bakewell, Warden
3220 West Van Dorn
Lincoln, NE 68522
(402) 471-3330

Lincoln Correctional Center (LCC)
Maximum & Medium Custody
Average Cost per Inmate per Year \$39,595
Mario Peart, Warden
3216 West Van Dorn
Lincoln, NE 68522
(402) 471-2861

Nebraska is one of only fourteen states nationwide having all adult facilities, industries, central office, staff training academy, and adult parole accredited through the American Correctional Association.

Nebraska Correctional Center for Women (NCCW)

Maximum, Medium & Minimum Custody
Average Cost per Inmate per Year \$37,097
Brian Gage, Warden
1107 Recharge Road
York, NE 68467-8003
(402) 362-3317

Nebraska Correctional Youth Facility (NCYF)
Maximum, Medium & Minimum Custody
Average Cost per Inmate per Year \$68,621
Ryan Maher, Warden
2610 North 20th Street East
Omaha, NE 68110
(402) 595-2000

Nebraska State Penitentiary (NSP)
Maximum, Medium, Minimum Custody & Residential Treatment Community
Average Cost per Inmate per Year \$34,285
Diane Sabaka-Rine, Warden
4201 South 14th Street
Lincoln, NE 68542
(402) 471-3161

Omaha Correctional Center (OCC)
Medium & Minimum Custody
Average Cost per Inmate per Year \$28,211
Mike Kenney, Warden
2323 Avenue 'J'
Omaha, NE 68110
(402) 595-3964

Tecumseh State Correctional Institution (TSCI)
Maximum, Medium, Death Row & Intensive Management
Average Cost per Inmate per Year \$35,749
Fred Britten, Warden
2725 N. Highway 50
Tecumseh, NE 68450
(402) 335-5998

Work Ethic Camp, McCook (WEC)
Intensive Supervision Probationers & Minimum Custody
Average Cost per Offender (see below) *\$13,462
Pam Morello, Warden
2309 North Highway 83
McCook, NE 69001
(308) 345-8405

* WEC average cost is based on FY2011 avg number of offenders X avg length in program (which is 4.4 mo's).

TYPE OF RELEASE

Release Type	Number	Percent
Mandatory Discharge	1157	56.8%
Other	2	0.1%
Sentence Vacated	3	0.1%
Discharges Total	1162	57.0%
Discretionary Parole	875	43.0%
Paroles Total	875	43.0%
Releases Total	2037	100.0%

RECIDIVISM BY MOST SERIOUS OFFENSE CATEGORY

M.S.O. Category	Number	Percent
Assault	54	22.6%
Burglary	69	34.7%
Drugs	111	20.9%
Fraud	38	26.8%
Homicide	5	23.8%
Morals	1	7.1%
Motor Vehicle	51	24.4%
Other	23	26.4%
Restraint	2	20.0%
Robbery	42	37.8%
Sex Offenses	11	9.6%
Theft	103	33.4%
Weapons	10	23.3%
Grand Total	521	25.6%

RECIDIVISM BY COMMITMENT AREA

Region	Number	Percent
Metro Omaha	267	29.4%
Metro Lincoln	84	31.9%
Southwest	44	21.5%
Northeast	56	17.7%
South Central	51	22.1%
North Central	1	8.3%
Panhandle	18	17.6%
Grand Total	521	25.6%


Source: NE DCS FY08 Recidivism Report

NEBRASKA DEPARTMENT of CORRECTIONAL SERVICES

June 30, 2012

Robert P. Houston, Director

Robin Spindler, Deputy Director,
Administrative Services
Frank Hopkins, Deputy Director, Institutions
Larry Wayne, Deputy Director,
Programs & Community Services
Randy Kohl, Deputy Director, Health Services
John McGovern, Deputy Director,
Cornhusker State Industries



Folsom & West Prospector Place, Building 1
Lincoln, NE 68522
(402) 471-2654
FAX: (402) 479-5623
www.corrections.nebraska.gov

MISSION STATEMENT

To serve and protect the public by providing control, humane care and program opportunities for those individuals placed in its custody and supervision, thereby facilitating their return to society as responsible persons.

INMATE POPULATION

June 30, 2012

POPULATION vs. DESIGN CAPACITY

	Design Capacity	Actual Population	% of Capacity
CCC-L	200	336	168.00%
CCC-O	90	159	176.67%
DEC	160	468	292.50%
LCC	308	502	162.99%
NCCW	275	250	90.91%
NCYF	68	65	95.59%
NSP	718	1242	172.98%
OCC	396	563	142.17%
TSCI	960	923	96.15%

TOTAL DCS: (excludes WEC inmates)

6-30-12	3175	4508	141.98%
6-30-11	3175	4435	139.69%

CRIME TYPE of POPULATION

Part I Offenses *	1907	42.3%
Part II Offenses**	2601	57.7%
TOTAL POPULATION	4508	

*1st Degree Murder, 2nd Degree Murder, Manslaughter,
1st Degree Assault, 1st Degree Sexual Assault,
1st Degree Sexual Assault of a Child, Robbery.

**All other offenses.

LIFE SENTENCES

Total Inmates Sentenced to Capital Punishment	11
Total Inmates Sentenced to Life w/out Parole	232
Total Inmates Sentenced to Life with Parole	96
Total Inmates Sentenced to Life w/out Parole (6-30-12)	232

7002

FACILITY SUCCESS RATE (FY11)

81.6%

ADMIT STATUS of POPULATION - DEC

Admit Status	Population	% of
Sentenced	427	91.2%
90 Day Evaluator	9	1.9%
County Safekeeper	8	1.7%
Federal Safekeeper	22	4.7%
Lifetime Sex Offender	1	0.2%
I.S. Transfer	1	0.2%
TOTAL POPULATION	468	

ADMIT STATUS of POPULATION - NCCW

Admit Status	Population	% of
Sentenced	241	96.4%
90 Day Evaluator	3	1.2%
County Safekeeper	1	0.4%
I.S. Transfer	5	2.0%
TOTAL POPULATION	250	

(avg NCCW diag / eval unit pop is 40)

OFFENSE CATEGORY for MOST SERIOUS OFFENSE & PERCENT of TOTAL

Offense	Population	% of
Sex Offenses	824	18.2%
Drugs	637	14.1%
Assault	583	12.9%
Homicide	511	11.3%
Robbery	423	9.3%
Theft	362	8.0%
Burglary	329	7.3%
Motor Vehicle	307	6.8%
Weapons	182	4.0%
Fraud	116	2.6%
Other	106	2.3%
Morals	75	1.7%
Restraint	55	1.2%
Arson	23	0.5%

POPULATION CONFINED (6-30-12)

CUSTODY CLASSIFICATION

CUSTODY LEVEL	TOTAL PER CUSTODY LEVEL	% OF TOTAL
Maximum	1176	26.1%
Medium	1127	25.0%
Minimum	1154	25.6%
Community	551	12.2%
Unclassified*	500	11.1%
TOTAL	4508	

*Unclassified admissions to the Diagnostic & Evaluation Center are treated as maximum until classification is completed.

RANDOM DRUG TESTING PROGRAM

Baseline test 6/1991 - 17.35% tested positive	
2010 Average	1.50% tested positive
2011 Average	1.40% tested positive
2012 1 st QT Avg	1.48% tested positive

PAROLE POPULATION

June 30, 2012

Regular Sentence	1410	% of DCS Pop	23.43%
Interstate Transfers	201	(excluded)	
Re-Entry Furlough	122	(excluded)	

PAROLE SUCCESS RATE (FY11)

64.9%

Parole Eligible	983
Avg. Time on Parole (FY12)	8.43 months

PAROLE RANDOM DRUG TESTING

Baseline test 1997 - 12.5% tested positive	
2010 Average	12.90% tested positive
2011 Average	18.84% tested positive
2012 1 st QT Avg	22.47% tested positive

PAROLE DISC SUCCESS RATE (FY11)

88.4%

(determined by the number of parolees that completed and discharged from parole and did not reconvict within 3 years of their parole discharge date)

WORK ETHIC CAMP

June 30, 2012

Design Capacity	Population Type	Actual Population	% of Capacity
100	Min. Custody ISP	98	148%
		50	
		148	

Young Offenders Adjudicated as Adults

(Aged 18 and Under at Admission - as of June 30, 2012)

Sentence: Life Without the Possibility of Parole

Race	Gender	Age at Admission	# of Inmates	
			Female	Male
Black	Female	18	1	
Black	Female	18		1
	Female Total		1	1
	Male	18		7
	Male	15		1
	Male	16		1
	Male	17		5
	Male Total		14	14
	Black Total			15
	Male	17		1
	Male Total			1
Native American	Male Total			1
White	Female	18		2
White	Female Total			2
	Male	18		3
	Male	15		1
	Male	17		7
	Male Total			1
	Male Total			12
	White Total			14
Grand Total				30

OFFENSE CATEGORY for MOST SERIOUS OFFENSE & PERCENT of TOTAL

Offense	Population	% of
Sex Offenses	818	18.1%
Assault	585	13.0%
Drugs	574	12.7%
Homicide	518	11.5%
Robbery	416	9.2%
Theft	375	8.3%
Burglary	370	8.2%
Motor Vehicle	334	7.4%
Weapons	129	2.9%
Fraud	128	2.8%
Other	112	2.5%
Morals	69	1.5%
Restraint	60	1.3%
Arson	25	0.6%

POPULATION CONFINED (6-30-11)

INSTITUTIONS / PROGRAMS

2009

Average Cost Per Offender
(All facilities including Parole)
Nebraska FY 2012 \$28,179/year

Adult Parole Administration (APA)
Average Cost per Parolee per Year \$3,318
Cathy Gibson-Beltz, Administrator
Folsom & West Prospector Place, Bldg. 15
Lincoln, NE 68522
(402) 471-2654

Community Corrections Center-Lincoln (CCC-L)
Community Custody
Average Cost per Inmate per Year \$19,377
Matt Heckman, Acting Warden
2720 West Van Dorn
Lincoln, NE 68522
(402) 471-0740

Community Corrections Center-Omaha (CCC-O)
Community Custody
Average Cost per Inmate per Year \$21,666
Charles West, Warden
2320 Avenue J¹
Omaha, NE 68110
(402) 595-2010

Diagnostic & Evaluation Center (DEC)
Maximum Custody
Average Cost per Inmate per Year \$30,311
Dennis Bakewell, Warden
3220 West Van Dorn
Lincoln, NE 68522
(402) 471-3330

Lincoln Correctional Center (LCC)
Maximum & Medium Custody
Average Cost per Inmate per Year \$40,455
Mario Peart, Warden
3216 West Van Dorn
Lincoln, NE 68522
(402) 471-2861

Nebraska was the tenth prison system in the nation having all adult facilities, industries, central office, staff training academy, and adult parole accredited through the American Correctional Association.

Nebraska Correctional Center for Women (NCCW)

Maximum, Medium & Minimum Custody
Average Cost per Inmate per Year \$39,968
Brian Gage, Warden
1107 Recharge Road
York, NE 68467-8003
(402) 362-3317

Nebraska Correctional Youth Facility (NCYF)
Maximum, Medium & Minimum Custody
Average Cost per Inmate per Year \$84,041
Ryan Mahr, Warden
2610 North 20th Street East
Omaha, NE 68110
(402) 595-2000

Nebraska State Penitentiary (NSP)
Maximum, Medium, Minimum Custody & Residential Treatment Community
Average Cost per Inmate per Year \$33,619
Diane Sabaka-Rine, Warden
4201 South 14th Street
Lincoln, NE 68542
(402) 471-3161

Omaha Correctional Center (OCC)
Medium & Minimum Custody
Average Cost per Inmate per Year \$29,367
Mike Kenney, Warden
2323 Avenue J¹
Omaha, NE 68110
(402) 595-3964

Tecumseh State Correctional Institution (TSCI)
Maximum, Medium, Death Row & Intensive Management
Average Cost per Inmate per Year \$36,496
Fred Britten, Warden
2725 N. Highway 50
Tecumseh, NE 68450
(402) 335-5998

Work Ethic Camp, McCook (WEC)
Intensive Supervision Probationers & Minimum Custody
Average Cost per Offender (see below) *\$13,611
Pam Morello, Warden
2309 North Highway 83
McCook, NE 69001
(308) 345-8405

* WEC average cost is based on FY2012 avg number of offenders X avg length in program (which is 4.4 mo's).

Total Arrest Trends, 2009 - 2010

Offense	Total All Ages		Percent Change
	2009	2010	
Murder - Manslaughter	36	41	+14
Death by Negligence	6	8	+33
Furcible Rape	162	162	0
Robbery	381	331	-13
Aggravated Assault	1,419	1,499	+6
Burglary	937	869	-7
Larceny-Theft	9,109	8,703	-4
Motor Vehicle Theft	372	363	-2
Arson	101	79	-22
Simple Assault	9,557	8,924	-7
Forgery and Counterfeiting	439	482	+10
Rand	1,599	1,488	-7
Embezzlement	109	54	-50
Stolen Property Offenses	765	808	+6
Vandalism/Destruction of Property	3,032	2,770	-9
Weapons Violations	926	871	-6
Prostitution/Commercial Vice	180	148	-18
Sex Offenses	642	615	-4
Drug Abuse Violations	10,132	10,201	+1
Gambling	13	2	-85
Offense Ag. Family/Children	1,505	1,398	-7
Driving Under the Influence	13,662	12,614	-8
Liquor Law Violations	11,698	10,636	-9
Disorderly Conduct	4,222	3,752	-11
Vagrancy/Litering	28	35	+25
All Other Offenses	16,843	16,270	-3
Curtain/Litering (Juveniles Only)	332	294	-11
Runaways (Juveniles Only)	466	443	-5
Total	28,076	25,340	-10

Source: NE Commission on Law Enforcement and Criminal Justice July 2011

NEBRASKA DEPARTMENT of CORRECTIONAL SERVICES

July 31, 2012

Robert P. Houston, Director
Robin Spindler, Deputy Director,
Administrative Services
Frank Hopkins, Deputy Director, Institutions
Larry Wayne, Deputy Director,
Programs & Community Services
Randy Kohl, Deputy Director, Health Services
John McGovern, Deputy Director,
Cornhusker State Industries



Folsom & West Prospector Place, Building 1
Lincoln, NE 68522
(402) 471-2654
FAX: (402) 479-5623
www.corrections.nebraska.gov

MISSION STATEMENT

To serve and protect the public by providing control, humane care and program opportunities for those individuals placed in its custody and supervision, thereby facilitating their return to society as responsible persons.

INMATE POPULATION

July 31, 2012

POPULATION vs. DESIGN CAPACITY

	Design Capacity	Actual Population	% of Capacity
CCCL	200	352	176.00%
CCCO	90	168	186.67%
DEC	160	453	283.13%
LCC	308	507	164.61%
NCCW	275	236	85.82%
NCYF	68	63	92.65%
NSP	718	1208	168.25%
OCC	396	542	136.87%
TSCI	960	922	96.04%

TOTAL DCS: (excludes WEC inmates)
 7-31-12 3175 4451 140.19%
 7-31-11 3175 4470 140.79%

CRIME TYPE OF POPULATION

Part I Offenses * 1901 42.7%
 Part II Offenses** 2550 57.3%
 TOTAL POPULATION 4551

*1st Degree Murder, 2nd Degree Murder, Manslaughter,
 1st Degree Assault, 1st Degree Sexual Assault,
 1st Degree Sexual Assault of a Child, Robbery.

** All other offenses.

LIFE SENTENCES

Total Inmates Sentenced to Capital Punishment 11
 Total Inmates Sentenced to Life w/out Parole 232
 Total Inmates Sentenced to Life with Parole 95
 (6-30-12)
 Total Inmates Sentenced to Life w/out Parole 232

9002

FACILITY SUCCESS RATE (FY11)

81.6%

ADMIT STATUS OF POPULATION - DEC

Admit Status	Population	% of Population
Sentenced	417	92.1%
90 Day Evaluator	7	1.5%
County Safekeeper	6	1.3%
Federal Safekeeper	21	4.6%
Lifetime Sex Offender	1	0.2%
U.S. Transfer	1	0.2%
TOTAL POPULATION	453	

ADMIT STATUS OF POPULATION - NCCW

Admit Status	Population	% of Population
Sentenced	228	96.6%
90 Day Evaluator	1	0.4%
County Safekeeper	2	0.8%
U.S. Transfer	5	2.1%
TOTAL POPULATION	236	

(avg NCCW diag / eval unit pop is 40)

OFFENSE CATEGORY for MOST SERIOUS OFFENSE & PERCENT of TOTAL

POPULATION CONFINED (6-30-12)

Offense	Population	% of Population
Sex Offenses	824	18.2%
Drugs	637	14.1%
Assault	583	12.9%
Homicide	511	11.3%
Robbery	423	9.3%
Theft	362	8.0%
Burglary	329	7.3%
Motor Vehicle	307	6.8%
Weapons	182	4.0%
Fraud	116	2.6%
Other	106	2.3%
Morals	75	1.7%
Restraint	55	1.2%
Arson	23	0.5%

CUSTODY CLASSIFICATION

CUSTODY LEVEL	TOTAL PER CUSTODY LEVEL	% OF TOTAL
Maximum	1183	26.6%
Medium	1096	24.6%
Minimum	1080	24.3%
Community	604	13.6%
Unclassified*	488	10.9%
TOTAL	4451	

*Unclassified admissions to the Diagnostic & Evaluation Center are treated as maximum until classification is completed.

RANDOM DRUG TESTING PROGRAM

Baseline test 6/1991 - 17.35% tested positive
 2010 Average 1.50% tested positive
 2011 Average 1.40% tested positive
 2012 1st QT Avg 1.48% tested positive

PAROLE POPULATION

July 31, 2012

Regular Sentence 1458 % of DCS Pop 24.28%
 Interstate Transfers 199 (excluded)
 Re-Entry Furlough 121 (excluded)

PAROLE SUCCESS RATE (FY11)

64.9%

Parole Eligible 928 Avg. Time on Parole (FY12) 8.43 months

PAROLE RANDOM DRUG TESTING

Baseline test 1997 - 12.5% tested positive
 2010 Average 12.90% tested positive
 2011 Average 18.84% tested positive
 2012 1st QT Avg 22.47% tested positive

PAROLE DISC SUCCESS RATE (FY11)

88.4%

(determined by the number of parolees that completed and discharged from parole and did not rediviate within 3 years of their parole discharge date)

WORK ETHIC CAMP

July 31, 2012

Design Capacity	Population Type	Actual Population	% of Capacity
100	Min. Custody ISP	95	131%
		36	
		131	

Total Admit Trends 2009 - 2010

Most Serious Offense Category	CY09	CY10	% Change
Drugs	420	416	--
Assault	318	317	--
Motor Vehicle	275	311	+13
Theft	249	290	+16
Sex Offenses	222	231	+4
Burglary	195	199	+2
Fraud	111	111	--
Robbery	108	119	+10
Other	83	112	+3
Weapons	47	78	+7
Homicide	32	37	+16
Morals	14	34	+43
Restraint	14	17	+21
Arson	10	15	+50
data unavailable	4	7	
	2102	2339	+11

Source: NE Department of Corrections

Crime Index Offenses, 2009 - 2010

Crime Index Offenses	2009	2010	% Change
Violent Crimes	1,192	1,183	-1
Murder - Manslaughter	41	53	+29
Forcible Rape	580	628	+8
Robbery	1,213	1,017	-16
Aggravated Assault	3,058	3,139	+3
Property Crimes	19,703	17,815	-2
Burglary	8,313	7,905	-5
Larceny-Theft	36,205	35,648	-2
Motor Vehicle Theft	3,406	3,513	+3
Arson	279	249	-11
Total	23,165	22,153	-4

Source: NE Commission on Law Enforcement and Criminal Justice July 2011

INSTITUTIONS / PROGRAMS

Average Cost Per Offender
(All facilities including Parole)
Nebraska FY 2012 \$28,179/year

Adult Parole Administration (APA)
Average Cost per Parolee per Year \$3,318
Cathy Gibson-Beltz, Administrator
Folsom & West Prospector Place, Bldg. 15
Lincoln, NE 68522
(402) 471-2654

Community Corrections Center-Lincoln (CCC-L)
Community Custody
Average Cost per Inmate per Year \$19,377
Denise Skrobecki, Warden
2720 West Van Dorn
Lincoln, NE 68522
(402) 471-0740

Community Corrections Center-Omaha (CCC-O)
Community Custody
Average Cost per Inmate per Year \$21,666
Charles West, Warden
2320 Avenue 'J'
Omaha, NE 68110
(402) 595-2010

Diagnostic & Evaluation Center (DEC)
Maximum Custody
Average Cost per Inmate per Year \$30,311
Dennis Bakewell, Warden
3220 West Van Dorn
Lincoln, NE 68522
(402) 471-3330

Lincoln Correctional Center (LCC)
Maximum & Medium Custody
Average Cost per Inmate per Year \$40,455
Mario Paart, Warden
3216 West Van Dorn
Lincoln, NE 68522
(402) 471-2861

Nebraska was the tenth prison system in the nation having all adult facilities, industries, central office, staff training academy, and adult parole accredited through the American Correctional Association.

Nebraska Correctional Center for Women (NCCW)

Maximum, Medium & Minimum Custody
Average Cost per Inmate per Year \$39,968
Brian Gage, Warden
1107 Recharge Road
York, NE 68467-8003
(402) 362-3317

Nebraska Correctional Youth Facility (NCYF)
Maximum, Medium & Minimum Custody
Average Cost per Inmate per Year \$84,041
Ryan Mah, Warden
2610 North 20th Street East
Omaha, NE 68110
(402) 595-2000

Nebraska State Penitentiary (NSP)
Maximum, Medium, Minimum Custody & Residential Treatment Community
Average Cost per Inmate per Year \$33,619
Diane Sabatka-Rine, Warden
4201 South 14th Street
Lincoln, NE 68542
(402) 471-3161

Omaha Correctional Center (OCC)
Medium & Minimum Custody
Average Cost per Inmate per Year \$29,367
Mike Kenney, Warden
2323 Avenue 'J'
Omaha, NE 68110
(402) 595-3964

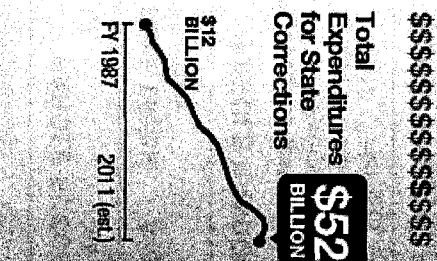
Tecumseh State Correctional Institution (TSCI)
Maximum, Medium, Death Row & Intensive Management
Average Cost per Inmate per Year \$36,496
Fred Britten, Warden
2725 N. Highway 50
Tecumseh, NE 68450
(402) 335-5998

Work Ethic Camp, McCook (WEC)
Intensive Supervision Probationers & Minimum Custody
Average Cost per Offender (see below) *\$13,611
Pam Morello, Warden
2309 North Highway 83
McCook, NE 69001
(308) 345-8405

* WEC average cost is based on FY2012 avg number of offenders X avg length in program (which is 4.4 mos).


1 in 14
state general fund dollars is spent on corrections

1 in 9
corrections dollars is spent on community supervision



Source: Pew Center on the States, 2012

1 in 8 state employees works in corrections



NEBRASKA DEPARTMENT of CORRECTIONAL SERVICES

August 31, 2012

Robert P. Houston, Director

Robin Spindler, Deputy Director,
Administrative Services
Frank Hopkins, Deputy Director, Institutions
Larry Wayne, Deputy Director,
Programs & Community Services
Randy Kohl, Deputy Director, Health Services
John McGovern, Deputy Director,
Cornhusker State Industries



Folsom & West Prospector Place, Building 1
Lincoln, NE 68522
(402) 471-2654
FAX: (402) 479-5623
www.corrections.nebraska.gov

MISSION STATEMENT

To serve and protect the public by providing control, humane care and program opportunities for those individuals placed in its custody and supervision, thereby facilitating their return to society as responsible persons.

INMATE POPULATION

August 31, 2012

POPULATION vs. DESIGN CAPACITY

	Design Capacity	Actual Population	% of Capacity
CCC-L	200	359	179.50%
CCC-O	90	170	188.89%
DEC	160	434	271.25%
LCC	308	498	161.69%
NCCW	275	228	82.91%
NCYF	68	65	95.59%
NSP	718	1242	172.98%
OCC	396	549	138.64%
TSCI	960	951	99.06%

TOTAL DCS: (excludes WEC Inmates)			
8-31-12	3175	4496	141.61%
8-31-11	3175	4462	140.54%

CRIME TYPE OF POPULATION

Part I Offenses *	1914	42.6%
Part II Offenses **	2582	57.4%
TOTAL POPULATION	4496	

*1st Degree Murder, 2nd Degree Murder, Manslaughter, 1st Degree Assault, 1st Degree Sexual Assault, 1st Degree Sexual Assault of a Child, Robbery.

** All other offenses.

LIFE SENTENCES

Total Inmates Sentenced to Capital Punishment	11
Total Inmates Sentenced to Life w/out Parole	231
Total Inmates Sentenced to Life with Parole (6-30-12)	95
Total Inmates Sentenced to Life w/out Parole	232

8002

FACILITY SUCCESS RATE (FY11)

81.6%

ADMIT STATUS of POPULATION - DEC

Admit Status	Population	% of Population
Sentenced	398	91.1%
90 Day Evaluator	7	1.6%
County Safekeeper	10	2.3%
Federal Safekeeper	19	4.3%
Lifetime Sex Offender	1	0.2%
I.S. Transfer	2	0.5%
TOTAL POPULATION	437	

ADMIT STATUS of POPULATION - NCCW

Admit Status	Population	% of Population
Sentenced	223	97.8%
90 Day Evaluator	1	0.4%
I.S. Transfer	4	1.8%
TOTAL POPULATION	228	

(avg NCCW diag / eval unit pop is 40)

OFFENSE CATEGORY for MOST SERIOUS OFFENSE & PERCENT of TOTAL

Offense	Population	% of Population
Sex Offenses	824	18.2%
Drugs	637	14.1%
Assault	583	12.9%
Homicide	511	11.3%
Robbery	423	9.3%
Theft	362	8.0%
Burglary	329	7.3%
Motor Vehicle	307	6.8%
Weapons	182	4.0%
Fraud	116	2.6%
Other	106	2.3%
Morals	75	1.7%
Restraint	55	1.2%
Arson	23	0.5%

CUSTODY CLASSIFICATION

CUSTODY LEVEL	TOTAL PER CUSTODY LEVEL	% OF TOTAL
Maximum	1179	26.2%
Medium	1096	24.4%
Minimum	1112	24.7%
Community	631	14.0%
Unclassified*	478	10.6%
TOTAL	4496	

*Unclassified admissions to the Diagnostic & Evaluation Center are treated as maximum until classification is completed.

RANDOM DRUG TESTING PROGRAM

Baseline test 6/1991 - 17.35% tested positive	
2010 Average	1.50% tested positive
2011 Average	1.40% tested positive
2012 1 st Half Avg	1.58% tested positive

PAROLE POPULATION

August 31, 2012

Regular Sentence	1442	% of DCS Pop	23.83%
Interstate Transfers	205	(excluded)	
Re-Entry Furlough	126	(excluded)	

PAROLE SUCCESS RATE (FY11)

64.9%

Parole Eligible Avg. Time on Parole (FY12)

982 8.43 months

PAROLE RANDOM DRUG TESTING

Baseline test 1997 - 12.5% tested positive	
2010 Average	12.90% tested positive
2011 Average	18.84% tested positive
2012 1 st Half Avg	20.80% tested positive

PAROLE DISC SUCCESS RATE (FY11)

88.4%

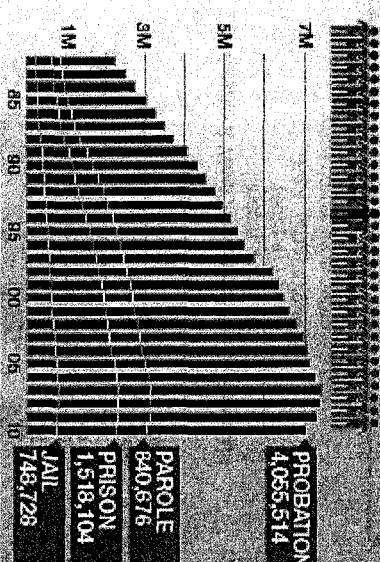
(determined by the number of parolees that completed and discharged from parole and did not re-arrest within 3 years of their parole discharge date)

WORK ETHIC CAMP

August 31, 2012

Design Capacity	Population	Actual Population	% of Capacity
100	Min. Custody ISP	113	137%
		24	
		137	

1 in 33* American adults is under correctional control



Source: Pew Center on the States, 2012

1 in 4 of the world's inmates is in a U.S. prison or jail



36 European countries with the largest inmate population
1,797,750

United States
2,266,832

INSTITUTIONS / PROGRAMS

Average Cost Per Offender (All facilities including Parole)
 Nebraska FY 2012 \$28,179/year

Adult Parole Administration (APA)
 Average Cost per Parolee per Year \$3,318
 Cathy Gibson-Beltz, Administrator
 Folsom & West Prospector Place, Bldg. 15
 Lincoln, NE 68522
 (402) 471-2654

Community Corrections Center-Lincoln (CCC-1)
 Community Custody
 Average Cost per Inmate per Year \$19,377
 Denise Skrobecki, Warden
 2720 West Van Dorn
 Lincoln, NE 68522
 (402) 471-0740

Community Corrections Center-Omaha (CCC-O)
 Community Custody
 Average Cost per Inmate per Year \$21,666
 Charles West, Warden
 2320 Avenue 'J'
 Omaha, NE 68110
 (402) 595-2010

Diagnostic & Evaluation Center (DEC)
 Maximum Custody
 Average Cost per Inmate per Year \$30,311
 Dennis Bakewell, Warden
 3220 West Van Dorn
 Lincoln, NE 68522
 (402) 471-3330

Lincoln Correctional Center (LCC)
 Maximum & Medium Custody
 Average Cost per Inmate per Year \$40,455
 Mario Pearl, Warden
 3216 West Van Dorn
 Lincoln, NE 68522
 (402) 471-2861

Nebraska was the tenth prison system in the nation having all adult facilities, industries, central office, staff training academy, and adult parole accredited through the American Correctional Association.

Nebraska Correctional Center for Women (NCCW)
 Maximum, Medium & Minimum Custody
 Average Cost per Inmate per Year \$39,968
 Brian Gage, Warden
 1107 Recharge Road
 York, NE 68467-8003
 (402) 362-3317

Nebraska Correctional Youth Facility (NCYF)
 Maximum, Medium & Minimum Custody
 Average Cost per Inmate per Year \$84,041
 Ryan Mahr, Warden
 2610 North 20th Street East
 Omaha, NE 68110
 (402) 595-2000

Nebraska State Penitentiary (NSP)
 Maximum, Medium, Minimum Custody & Residential Treatment Community
 Average Cost per Inmate per Year \$33,619
 Diane Sabatka-Rine, Warden
 4201 South 14th Street
 Lincoln, NE 68542
 (402) 471-3161

Omaha Correctional Center (OCC)
 Medium & Minimum Custody
 Average Cost per Inmate per Year \$29,367
 Mike Kenney, Warden
 2323 Avenue 'J'
 Omaha, NE 68110
 (402) 595-3964

Tecumseh State Correctional Institution (TSCI)
 Maximum, Medium, Death Row & Intensive Management
 Average Cost per Inmate per Year \$36,496
 Fred Britten, Warden
 2725 N. Highway 50
 Tecumseh, NE 68450
 (402) 335-5998

Work Ethic Camp, McCook (WEC)
 Intensive Supervision Probationers & Minimum Custody
 *Average Cost per Offender (see below) *\$13,611
 Pam Morello, Warden
 2309 North Highway 83
 McCook, NE 69001
 (308) 345-8405

* WEC average cost is based on FY2012 avg number of offenders X avg length in program (which is 4.4 mo's).


Nebraska Department of Correctional Services
 3-Year Recidivism Data Report FY2006 to FY2009

Pop:	Releases				Recidivists				Technical Violators				% Recidivism			
	FY06	FY07	FY08	FY09	FY06	FY07	FY08	FY09	FY06	FY07	FY08	FY09	FY06	FY07	FY08	FY09
FEMALES																
Paroles	136	155	169	117	16	14	17	19	19	26	29	13	25.7	25.8	27.2	27.4
Mand Discharges	205	165	159	159	31	18	20	12	n/a	n/a	n/a	n/a	15.1	10.1	12.6	7.6
TOTAL	341	320	328	276	47	32	37	31	19	26	29	13	20.6	18.1	20.1	15.9
MALES																
Paroles	702	829	711	717	140	150	148	152	120	143	119	107	37.0	35.3	37.6	36.1
Mand Discharges	1072	1038	1003	893	213	212	193	186	n/a	n/a	n/a	n/a	20.2	20.5	19.2	20.8
TOTAL	1774	1867	1714	1610	357	363	341	338	120	143	119	107	26.9	27.1	26.8	27.6
FEMALES & MALES																
Paroles	838	984	880	834	156	164	165	171	139	169	148	120	35.2	33.8	35.6	34.9
Mand Discharges	1277	1203	1162	1052	248	231	213	198	n/a	n/a	n/a	n/a	19.4	19.2	18.3	18.8
TOTAL	2115	2187	2042	1886	404	395	378	369	139	169	148	120	25.7	25.8	25.8	25.9

A recidivist is defined as: being released to the community, and then being recommitted for new crimes or for technical violations within 3 years of their release date.

NEBRASKA DEPARTMENT of CORRECTIONAL SERVICES
 September 30, 2012

Robert P. Houston, Director
 Robin Spindler, Deputy Director, Administrative Services
 Frank Hopkins, Deputy Director, Institutions
 Larry Wayne, Deputy Director, Programs & Community Services
 Randy Kohl, Deputy Director, Health Services
 John McGovern, Deputy Director, Cornhusker State Industries



Folsom & West Prospector Place, Building 1
 Lincoln, NE 68522
 (402) 471-2654
 FAX: (402) 479-5623
 www.corrections.nebraska.gov

MISSION STATEMENT
 To serve and protect the public by providing control, humane care and program opportunities for those individuals placed in its custody and supervision, thereby facilitating their return to society as responsible persons.

INMATE POPULATION

September 30, 2012

POPULATION VS. DESIGN CAPACITY

	Design Capacity	Actual Population	% of Capacity
CCC-L	200	364	182.00%
CCC-O	90	155	172.22%
DEC	160	453	283.13%
LCC	308	496	161.04%
NCCW	275	230	83.64%
NCYF	68	71	104.41%
NSP	718	1241	172.84%
OCC	396	545	137.63%
TSCI	960	951	99.06%

TOTAL DCS: (excludes WEC inmates)

9-30-12	3175	4506	141.92%
9-30-11	3175	4447	140.06%

CRIME TYPE OF POPULATION

Part I Offenses *	1915	42.5%
Part II Offenses **	2591	57.5%
TOTAL POPULATION	4506	

*1st Degree Murder, 2nd Degree Murder, Manslaughter, 1st Degree Assault, 1st Degree Sexual Assault, 1st Degree Sexual Assault of a Child, Robbery.

**All other offenses.

LIFE SENTENCES

Total Inmates Sentenced to Capital Punishment	11
Total Inmates Sentenced to Life w/out Parole	230
Total Inmates Sentenced to Life with Parole	96
Total Inmates Sentenced to Life w/out Parole (6-30-12)	232

0102

FACILITY SUCCESS RATE (FY12)

81.2%

ADMIT STATUS OF POPULATION - DEC

Admit Status	Population	% of Population
Sentenced	418	92.5%
90 Day Evaluator	3	0.7%
County Safekeeper	8	1.8%
Federal Safekeeper	19	4.2%
Lifetime Sex Offender	1	0.2%
I.S. Transfer	3	0.7%
TOTAL POPULATION	453	

ADMIT STATUS OF POPULATION - NCCW

Admit Status	Population	% of Population
Sentenced	225	97.8%
90 Day Evaluator	1	0.4%
I.S. Transfer	4	1.7%
TOTAL POPULATION	230	

(avg NCCW diag/eval unit pop is 40)

OFFENSE CATEGORY for MOST SERIOUS OFFENSE & PERCENT of TOTAL

POPULATION CONFINED (6-30-12)

Offense	Population	% of Population
Sex Offenses	824	18.2%
Drugs	637	14.1%
Assault	583	12.9%
Homicide	511	11.3%
Robbery	423	9.3%
Theft	362	8.0%
Burglary	329	7.3%
Motor Vehicle	307	6.8%
Weapons	182	4.0%
Fraud	116	2.6%
Other	106	2.3%
Morals	75	1.7%
Restraint	55	1.2%
Arson	23	0.5%

CUSTODY CLASSIFICATION

CUSTODY LEVEL	TOTAL PER CUSTODY LEVEL	% OF TOTAL
Maximum	1156	25.7%
Medium	1087	24.1%
Minimum	1125	25.0%
Community	626	13.9%
Unclassified*	512	11.4%
TOTAL	4506	

*Unclassified admissions to the Diagnostic & Evaluation Center are treated as maximum until classification is completed.

RANDOM DRUG TESTING PROGRAM

Baseline test 6/1991 - 17.35% tested positive
2010 Average 1.50% tested positive
2011 Average 1.40% tested positive
2012 1 st Half Avg 1.58% tested positive

PAROLE POPULATION

September 30, 2012

Regular Sentence	1469	% of DCS Pop	24.08%
Instate Transfers	211	(excluded)	
Re-Entry Furlough	108	(excluded)	

PAROLE SUCCESS RATE (FY12)

65.1%

Parole Eligible 962 Avg. Time on Parole (FY12) 8.43 months

PAROLE RANDOM DRUG TESTING

Baseline test 1997 - 12.5% tested positive
2010 Average 12.90% tested positive
2011 Average 18.84% tested positive
2012 1 st Half Avg 20.80% tested positive

PAROLE DISC SUCCESS RATE (FY11)

88.4%

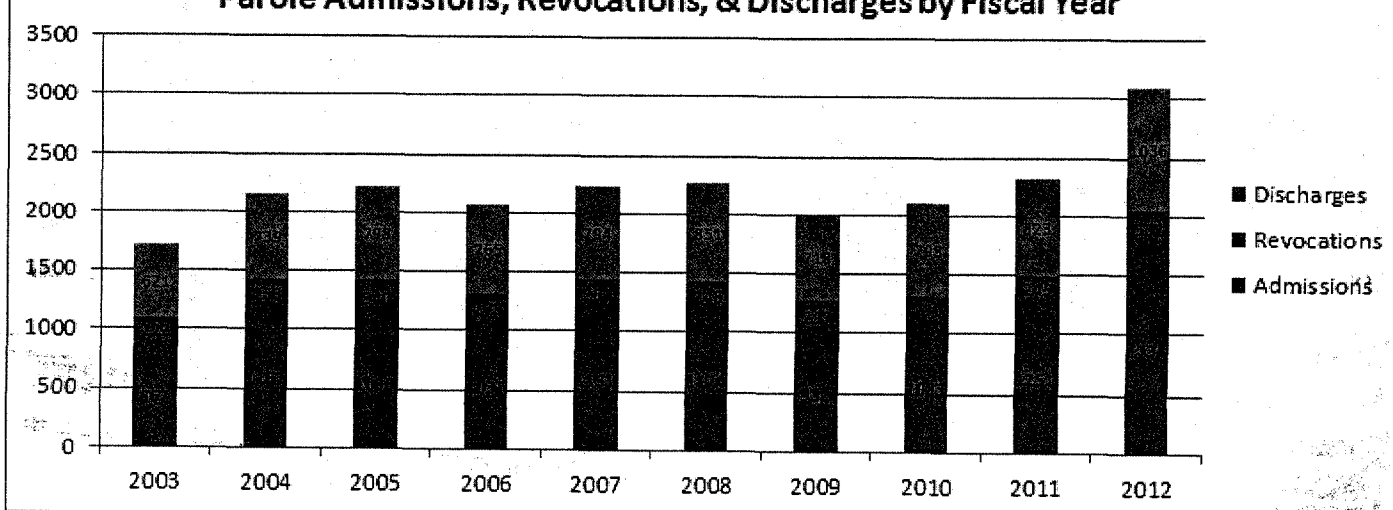
(determined by the number of parolees that completed and discharged from parole and did not re-arrest within 3 years of their parole discharge date)

WORK ETHIC CAMP

September 30, 2012

Design Capacity	Population	Actual Population	% of Capacity
100	Min. Custody	126	15
	ISP	141	141%

Parole Admissions, Revocations, & Discharges by Fiscal Year



INSTITUTIONS / PROGRAMS

2011

Average Cost Per Offender
(All facilities including Parole)
Nebraska FY 2012 \$28,179/Year

Adult Parole Administration (APA)
Average Cost per Parolee per Year \$3,318
Cathy Gibson-Beltz, Administrator
Folsom & West Prospector Place, Bldg. 15
Lincoln, NE 68522
(402) 471-2654

Community Corrections Center-Lincoln (CCC-L)
Community Custody
Average Cost per Inmate per Year \$19,377
Denise Skrobecki, Warden
2720 West Van Dorn
Lincoln, NE 68522
(402) 471-0740

Community Corrections Center- Omaha (CCC-O)
Community Custody
Average Cost per Inmate per Year \$21,666
Charles West, Warden
2320 Avenue 'J'
Omaha, NE 68110
(402) 595-2010

Diagnostic & Evaluation Center (DEC)
Maximum Custody
Average Cost per Inmate per Year \$30,311
Dennis Bakewell, Warden
3220 West Van Dorn
Lincoln, NE 68522
(402) 471-3330

Lincoln Correctional Center (LCC)
Maximum & Medium Custody
Average Cost per Inmate per Year \$40,455
Mario Peart, Warden
3216 West Van Dorn
Lincoln, NE 68522
(402) 471-2861

Nebraska was the tenth prison system in the nation having all adult facilities, industries, central office, staff training academy, and adult parole accredited through the American Correctional Association.

Nebraska Correctional Center for Women (NCCW)

Maximum, Medium & Minimum Custody
Average Cost per Inmate per Year \$39,968
Brian Gage, Warden
1107 Recharge Road
York, NE 68467-8003
(402) 362-3317

Nebraska Correctional Youth Facility (NCYF)
Maximum, Medium & Minimum Custody
Average Cost per Inmate per Year \$84,041
Ryan Mahr, Warden
2610 North 20th Street East
Omaha, NE 68110
(402) 595-2000

Nebraska State Penitentiary (NSP)
Maximum, Medium, Minimum Custody & Residential Treatment Community
Average Cost per Inmate per Year \$33,619
Diane Sabatka-Rine, Warden
4201 South 14th Street
Lincoln, NE 68542
(402) 471-3161

Omaha Correctional Center (OCC)
Medium & Minimum Custody
Average Cost per Inmate per Year \$29,367
Mike Kenney, Warden
2323 Avenue 'J'
Omaha, NE 68110
(402) 595-3964

Tecumseh State Correctional Institution (TSCI)
Maximum, Medium, Death Row & Intensive Management
Average Cost per Inmate per Year \$36,496
Fred Bitten, Warden
2725 N. Highway 50
Tecumseh, NE 68450
(402) 335-5998

Work Ethic Camp, McCook (WEC)
Intensive Supervision Probationers & Minimum Custody
Average Cost per Offender (see below) *\$13,611
Pam Morello, Warden
2309 North Highway 83
McCook, NE 69001
(308) 345-8405

* WEC average cost is based on FY2012 avg number of offenders X avg length in program (which is 4.4 mo's).

Youth Arrests, 2009

Motor and nonmotorist manslaughter - 0.1%

Rape and other sex offenses - 0.3%

Aggravated Assault 2.6%

Robbery 1.7%

Drug crimes 8.9%

Other assaults 11.6%

Only 5% of

youth are

arrested for

the crimes

of homicide,

rape, robbery,

or aggravated

assault.

(e.g. burglary, larceny, vandalism)

28.1%

Property Crimes

Disorderly Conduct

8.0%

All other offenses

21.1%

Statute Offenses

(e.g. runways, curfew violations, liquor laws)

17.2%

Source: Federal Bureau of Investigation, Crime in the United States, 2009

NEBRASKA DEPARTMENT of CORRECTIONAL SERVICES

October 31, 2012

Robert P. Houston, Director

Robin Spindler, Deputy Director,
Administrative Services
Frank Hopkins, Deputy Director, Institutions
Larry Wayne, Deputy Director,
Programs & Community Services
Randy Kohl, Deputy Director, Health Services
John McGovern, Deputy Director,
Cornhusker State Industries



Folsom & West Prospector Place, Building 1
Lincoln, NE 68522
(402) 471-2654
FAX: (402) 479-5623
www.corrections.nebraska.gov

MISSION STATEMENT

To serve and protect the public by providing control, humane care and program opportunities for those individuals placed in its custody and supervision, thereby facilitating their return to society as responsible persons.

INMATE POPULATION

October 31, 2012

POPULATION vs. DESIGN CAPACITY

	Design Capacity	Actual Population	% of Capacity
CCC-L	200	350	175.00%
CCC-O	90	150	166.67%
DEC	160	458	286.25%
LCC	308	495	160.71%
NCCW	275	241	87.64%
NCYF	68	68	100.00%
NSP	718	1268	176.60%
OCC	396	552	139.39%
TSCI	960	952	99.17%

TOTAL DCS: (excludes WEC inmates)
 10-31-12 3175 4534 142.80%
 10-31-11 3175 4456 140.35%

CRIME TYPE OF POPULATION

Part I Offenses * 1914 42.2%
 Part II Offenses** 2620 57.8%
TOTAL POPULATION 4534

*1st Degree Murder, 2nd Degree Murder, Manslaughter,
 1st Degree Assault, 1st Degree Sexual Assault,
 1st Degree Sexual Assault of a Child, Robbery.

** All other offenses.

LIFE SENTENCES

Total Inmates Sentenced to Capital Punishment 11
 Total Inmates Sentenced to Life w/out Parole 230
 Total Inmates Sentenced to Life with Parole 95
 (6-30-12)
 Total Inmates Sentenced to Life w/out Parole 232

2102

FACILITY SUCCESS RATE (FY12)

81.2%

ADMIT STATUS OF POPULATION - DEC

Admit Status	Population	% of Population
Sentenced	421	91.9%
90 Day Evaluator	4	0.9%
County Safekeeper	9	2.0%
Federal Safekeeper	21	4.6%
Lifetime Sex Offender	1	0.2%
I.S. Transfer	2	0.4%
TOTAL POPULATION	458	

ADMIT STATUS OF POPULATION - NCCW

Admit Status	Population	% of Population
Sentenced	233	96.7%
90 Day Evaluator	1	0.4%
County Safekeeper	2	0.8%
I.S. Transfer	5	2.1%
TOTAL POPULATION	241	

(avg NCCW diag / eval unit pop is 40)

OFFENSE CATEGORY for MOST SERIOUS OFFENSE & PERCENT of TOTAL

Offense	Population	% of Population
Sex Offenses	824	18.2%
Drugs	637	14.1%
Assault	583	12.9%
Homicide	511	11.3%
Robbery	423	9.3%
Theft	362	8.0%
Burglary	329	7.3%
Motor Vehicle	307	6.8%
Weapons	182	4.0%
Fraud	116	2.6%
Other	106	2.3%
Morals	75	1.7%
Restraint	55	1.2%
Arson	23	0.5%

POPULATION CONFINED (6-30-12)

CUSTODY CLASSIFICATION

CUSTODY LEVEL	TOTAL PER CUSTODY LEVEL	% OF TOTAL
Maximum	1111	24.5%
Medium	1136	25.1%
Minimum	1136	25.1%
Community	612	13.5%
Unclassified*	539	11.9%
TOTAL	4534	

*Unclassified admissions to the Diagnostic & Evaluation Center are treated as maximum until classification is completed.

RANDOM DRUG TESTING PROGRAM

Baseline test 6/1991 - 17.35% tested positive
 2010 Average 1.50% tested positive
 2011 Average 1.40% tested positive
 2012 3rd Qtr Avg 1.33% tested positive

PAROLE POPULATION

October 31, 2012

Regular Sentence	1420	% of DCS Pop	23.38%
Interstate Transfers	210	(excluded)	
Re-Entry Furlough	92	(excluded)	

PAROLE SUCCESS RATE (FY12)

65.1%

Parole Eligible 998 Avg. Time on Parole (FY12) 8.43 months

PAROLE RANDOM DRUG TESTING

Baseline test 1997 - 12.5% tested positive
 2010 Average 12.90% tested positive
 2011 Average 18.84% tested positive
 2012 3rd Qtr Avg 21.61% tested positive

PAROLE DISC SUCCESS RATE (FY11)

88.4%

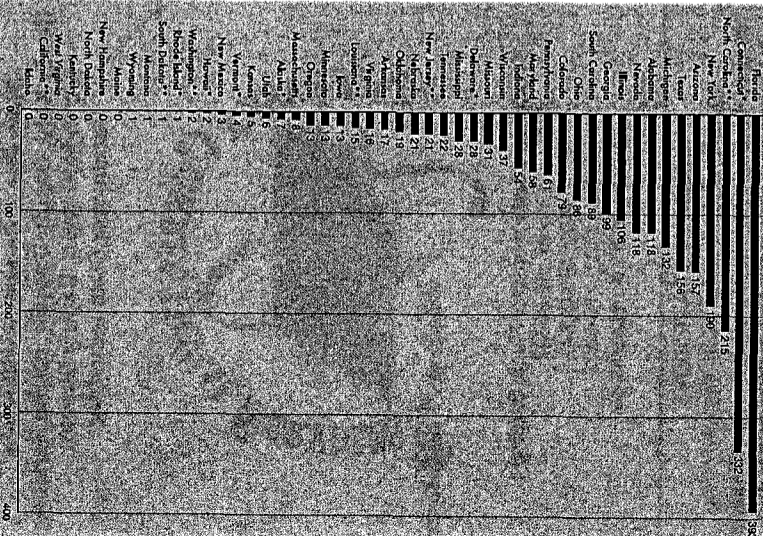
(determined by the number of parolees that completed and discharged from parole and did not recidivate within 3 years of their parole discharge date)

WORK ETHIC CAMP

October 31, 2012


Design Capacity	Population Type	Actual Population	% of Capacity
100	Min. Custody ISP	120	131%
		11	
		131	

Youth Under 18 in Adult Prisons, 2009



Prison and Jail Inmate Census, Inmate Data includes total population of youth under 18 in adult prisons. Counts include those held in prison, sentenced to prison, and those held in jail. Source: Bureau of Census, Statistics.

If detained pre-trial, two-thirds of youth prosecuted as adults are held in adult jails.



INSTITUTIONS / PROGRAMS

Average Cost Per Offender
(All facilities including Parole)
Nebraska FY 2012 \$28,179/year

Adult Parole Administration (APA)
Average Cost per Parolee per Year \$3,318
Cathy Gibson-Beltz, Administrator
Folsom & West Prospector Place, Bldg. 15
Lincoln, NE 68522
(402) 471-2654

Community Corrections Center-Lincoln (CCC-L)
Community Custody
Average Cost per Inmate per Year \$19,377
Denise Skrobecki, Warden
2720 West Van Dom
Lincoln, NE 68522
(402) 471-0740

Community Corrections Center-Omaha (CCC-O)
Community Custody
Average Cost per Inmate per Year \$21,666
Charles West, Warden
2320 Avenue 'J'
Omaha, NE 68110
(402) 595-2010

Diagnostic & Evaluation Center (DEC)
Maximum Custody
Average Cost per Inmate per Year \$30,311
Dennis Bakewell, Warden
3220 West Van Dom
Lincoln, NE 68522
(402) 471-3330

Lincoln Correctional Center (LCC)
Maximum & Medium Custody
Average Cost per Inmate per Year \$40,455
Mario Peart, Warden
3216 West Van Dom
Lincoln, NE 68522
(402) 471-2861

Nebraska was the tenth prison system in the nation having all adult facilities, industries, central office, staff training academy, and adult parole accredited through the American Correctional Association.

Nebraska Correctional Center for Women (NCCW)

Maximum, Medium & Minimum Custody
Average Cost per Inmate per Year \$39,968
Brian Gage, Warden
1107 Recharge Road
York, NE 68467-8003
(402) 362-3317

Nebraska Correctional Youth Facility (NCYF)
Maximum, Medium & Minimum Custody
Average Cost per Inmate per Year \$84,041
Ryan Mahr, Warden
2610 North 20th Street East
Omaha, NE 68110
(402) 595-2000

Nebraska State Penitentiary (NSP)
Maximum, Medium, Minimum Custody & Residential Treatment Community
Average Cost per Inmate per Year \$33,619
Diane Sabatka-Rine, Warden
4201 South 14th Street
Lincoln, NE 68542
(402) 471-3161

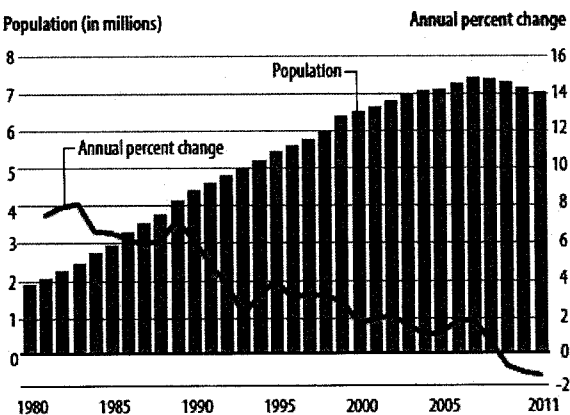
Omaha Correctional Center (OCC)
Medium & Minimum Custody
Average Cost per Inmate per Year \$29,367
Mike Kenney, Warden
2323 Avenue 'J'
Omaha, NE 68110
(402) 595-3964

Tecumseh State Correctional Institution (TSCI)
Maximum, Medium, Death Row & Intensive Management
Average Cost per Inmate per Year \$36,496
Fred Britten, Warden
2725 N. Highway 50
Tecumseh, NE 68450
(402) 335-5998

Work Ethic Camp, McCook (WEC)
Intensive Supervision Probationers & Minimum Custody
*Average Cost per Offender (see below) *\$13,611
Pam Morello, Warden
2309 North Highway 83
McCook, NE 69001
(308) 345-8405

* WEC average cost is based on FY2012 avg number of offenders X avg length in program (which is 4.4 mo's).

Total population under the supervision of adult correctional systems and annual percent change, 1980-2011



Note: Annual percentage change was based on within-year change in the probation and parole populations and year-to-year changes in the prison and jail populations. See *Methodology*.
Source: Bureau of Justice Statistics, Annual Probation Survey, Annual Parole Survey, Annual Survey of Jails, Census of Jails, and National Prisoner Statistics Program, 1980-2011.

NEBRASKA DEPARTMENT of CORRECTIONAL SERVICES

November 30, 2012

Robert P. Houston, Director

Robin Spindler, Deputy Director,
Administrative Services
Frank Hopkins, Deputy Director, Institutions
Larry Wayne, Deputy Director,
Programs & Community Services
Randy Kohl, Deputy Director, Health Services
John McGovern, Deputy Director,
Cornhusker State Industries



Folsom & West Prospector Place, Building 1
Lincoln, NE 68522
(402) 471-2654
FAX: (402) 479-5623
www.corrections.nebraska.gov

MISSION STATEMENT

To serve and protect the public by providing control, humane care and program opportunities for those individuals placed in its custody and supervision, thereby facilitating their return to society as responsible persons.

INMATE POPULATION

November 30, 2012

POPULATION vs. DESIGN CAPACITY

	Design Capacity	Actual Population	% of Capacity
CCC-L	200	379	189.50%
CCC-O	90	162	180.00%
DEC	160	472	295.00%
LCC	308	503	163.31%
NCCW	275	234	85.09%
NCYF	68	69	101.47%
NSP	718	1269	176.74%
OCC	396	558	140.91%
TSCI	960	957	99.69%

TOTAL DCS: (excludes WEC inmates)	11-30-12	11-30-11	144.98%	140.79%
	3175	4603		
	3175	4470		

CRIME TYPE of POPULATION

Part I Offenses *	1916	41.6%
Part II Offenses **	2687	58.4%
TOTAL POPULATION	4603	

*1st Degree Murder, 2nd Degree Murder, Manslaughter, 1st Degree Assault, 1st Degree Sexual Assault, 1st Degree Sexual Assault of a Child, Robbery.

**All other offenses.

LIFE SENTENCES

Total Inmates Sentenced to Capital Punishment	11
Total Inmates Sentenced to Life w/out Parole	233
Total Inmates Sentenced to Life with Parole	95
Total Inmates Sentenced to Life w/out Parole (6-30-12)	232

FT02

FACILITY SUCCESS RATE (FY12)

81.2%

ADMIT STATUS of POPULATION - DEC

Admit Status	Population	% of Population
Sentenced	437	92.6%
90 Day Evaluator	6	1.3%
County Safekeeper	6	1.3%
Federal Safekeeper	20	4.2%
Lifetime Sex Offender	1	0.2%
Interstate Transfer	2	0.4%
TOTAL POPULATION	472	

ADMIT STATUS of POPULATION - NCCW

Admit Status	Population	% of Population
Sentenced	228	97.4%
County Safekeeper	1	0.4%
Interstate Transfer	5	2.1%
TOTAL POPULATION	234	

(avg NCCW diag/eval unit pop is 40)

OFFENSE CATEGORY for MOST SERIOUS OFFENSE & PERCENT of TOTAL

Offense	Population	% of Population
Sex Offenses	824	18.2%
Drugs	637	14.1%
Assault	583	12.9%
Homicide	511	11.3%
Robbery	423	9.3%
Theft	362	8.0%
Burglary	329	7.3%
Motor Vehicle	307	6.8%
Weapons	182	4.0%
Fraud	116	2.6%
Other	106	2.3%
Morals	75	1.7%
Restraint	55	1.2%
Arson	23	0.5%

CUSTODY CLASSIFICATION

CUSTODY LEVEL	TOTAL PER CUSTODY LEVEL	% OF TOTAL
Maximum	1279	27.8%
Medium	1132	24.6%
Minimum	1131	24.6%
Community	646	14.0%
Unclassified*	415	9.0%
TOTAL	4603	

*Unclassified admissions to the Diagnostic & Evaluation Center are treated as maximum until classification is completed.

RANDOM DRUG TESTING PROGRAM

Baseline test 6/1991 - 17.35% tested positive	
2010 Average	1.50% tested positive
2011 Average	1.40% tested positive
2012 3 rd Qtr Avg	1.33% tested positive

PAROLE POPULATION

November 30, 2012	
Regular Sentence	1415 % of DCS Pop 23.11%
Interstate Transfers	215 (excluded)
Re-Entry Furlough	76 (excluded)

PAROLE SUCCESS RATE (FY12)

65.1%

Parole Eligible Avg. Time on Parole (FY12)

1031 8.43 months

PAROLE RANDOM DRUG TESTING

Baseline test 1997 - 12.5% tested positive	
2010 Average	12.90% tested positive
2011 Average	18.84% tested positive
2012 3 rd Qtr Avg	21.61% tested positive

PAROLE DISC SUCCESS RATE (FY11)

88.4%

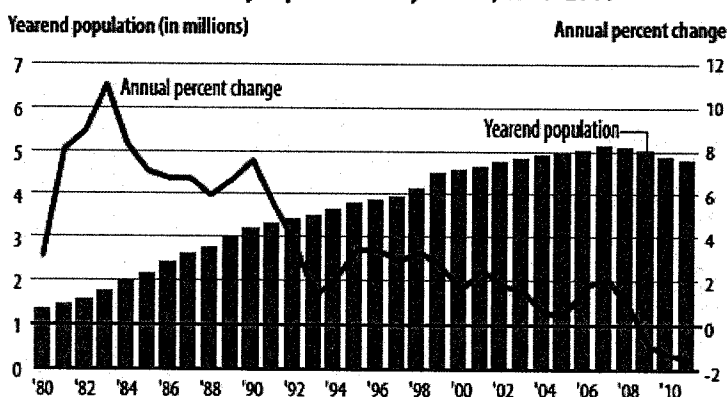
(determined by the number of parolees that completed and discharged from parole and did not re-arrest within 3 years of their parole discharge date)

WORK ETHIC CAMP

November 30, 2012

Design Capacity	Population	Actual Population	% of Capacity
100	Mfn. Custody ISP	106	116%
		10	
		116	

Adults under community supervision at yearend, 1980-2011



Note: Annual change was based on the difference between the January 1 and December 31 populations within the reporting year. See *Methodology* for more details. The apparent decrease observed in the community supervision and probation rates between 2007 and 2008 was due to a change in scope for two jurisdictions and does not reflect actual declines in the populations. See *Probation and Parole in the United States, 2010*, BJS website, NJC 236019, November 2011, for a description of changes in reporting methods.

Source: Bureau of Justice Statistics, Annual Surveys of Probation and Parole, 1980-2011.

INSTITUTIONS / PROGRAMS

Average Cost Per Offender
(All facilities including Parole)
Nebraska FY:2012 \$28,179/Year

Adult Parole Administration (APA)
Average Cost per Parolee per Year \$3,318
Cathy Gibson-Beltz, Administrator
Folsom & West Prospector Place, Bldg. 15
Lincoln, NE 68522
(402) 471-2654

Community Corrections Center-Lincoln (CCC-L)
Community Custody
Average Cost per Inmate per Year \$19,377
Denise Skrobecki, Warden
2720 West Van Dorn
Lincoln, NE 68522
(402) 471-0740

Community Corrections Center-Omaha (CCC-O)
Community Custody
Average Cost per Inmate per Year \$21,666
Charles West, Warden
2320 Avenue 'J'
Omaha, NE 68110
(402) 595-2010

Diagnostic & Evaluation Center (DEC)
Maximum Custody
Average Cost per Inmate per Year \$30,311
Dennis Bakewell, Warden
3220 West Van Dorn
Lincoln, NE 68522
(402) 471-3330

Lincoln Correctional Center (LCC)
Maximum & Medium Custody
Average Cost per Inmate per Year \$40,455
Mario Peart, Warden
3216 West Van Dorn
Lincoln, NE 68522
(402) 471-2861

Nebraska was the tenth prison system in the nation having all adult facilities, industries, central office, staff training academy, and adult parole accredited through the American Correctional Association.

Nebraska Correctional Center for Women (NCCW)

Maximum, Medium & Minimum Custody
Average Cost per Inmate per Year \$39,968
Brian Gage, Warden
1107 Recharge Road
York, NE 68467-8003
(402) 362-3317

Nebraska Correctional Youth Facility (NCYF)
Maximum, Medium & Minimum Custody
Average Cost per Inmate per Year \$84,041
Ryan Mahr, Warden
2610 North 20th Street East
Omaha, NE 68110
(402) 595-2000

Nebraska State Penitentiary (NSP)
Maximum, Medium, Minimum Custody & Residential Treatment Community
Average Cost per Inmate per Year \$33,619
Diane Sabatka-Rine, Warden
4201 South 14th Street
Lincoln, NE 68542
(402) 471-3161

Omaha Correctional Center (OCC)
Medium & Minimum Custody
Average Cost per Inmate per Year \$29,367
Mike Kenney, Warden
2323 Avenue 'J'
Omaha, NE 68110
(402) 595-3964

Tecumseh State Correctional Institution (TSCI)
Maximum, Medium, Death Row & Intensive Management
Average Cost per Inmate per Year \$36,496
Fred Britten, Warden
2725 N. Highway 50
Tecumseh, NE 68450
(402) 335-5998

Work Ethic Camp, McCook (WEC)
Intensive Supervision Probationers & Minimum Custody
Average Cost per Offender (see below) *\$13,611
Pam Morello, Warden
2309 North Highway 83
McCook, NE 69001
(308) 345-8405

* WEC average cost is based on FY2012 avg number of offenders X avg length in program (which is 4.4 mo's).

Average mortality rate per 100,000 state prisoners, by cause of death and state, 2001-2010

State	All causes	Illness					Suicide	Drug/alcohol intoxication	Accident	Homicide	Other/unknown	Missing
		Heart disease	Cancer	Liver disease	Respiratory diseases	All other illnesses						
All states ^a	252	66	62	19	16	12	48	16	3	2	4	2
Colorado	213	42	39	30	19	0	48	17	8	51	51	0
Iowa	168	37	57	61	14	41	26	21	0	11	11	11
Kansas	255	59	71	24	121	11	62	15	21	61	21	11
Minnesota	155	27	45	131	41	11	41	20	21	11	0	0
Missouri	244	74	62	28	14	6	40	13	11	21	41	11
Nebraska	200	46	37	211	71	51	39	71	71	51	01	91
South Dakota	201	74	151	191	151	31	311	281	0	91	61	0
Wyoming	279	89	391	171	331	61	611	221	61	61	0	0
Federal prisoners	213	9	185	9	5	...	3	2

Note: Data may have been revised from previously published statistics to reflect updated information. Excludes data on executions. Detail may not sum to total due to missing data. State prison mortality rates are per 100,000 inmates held in state custody (including private facilities) on June 30th of each year. Federal prison mortality rates are per 100,000 inmates held in federal custody on December 31st of each year. Deaths in federal prisons are not included in the calculation of rates across all states. The state-specific population frequencies used in these calculations are the latest available, and may not reflect updates that have been made to the total number of state prison inmates. The mortality rates presented are not adjusted for age, sex, race, geographic location, or any other characteristic.

... Not available. With the exception of AIDS-related deaths, the Federal Bureau of Prisons (BOP) did not break out illness deaths by a specific cause of death (e.g., cancer and liver disease).

! Interpret with caution; too few cases to provide a reliable rate. See Methodology for more information.

^aIncludes nine prisoner deaths reported by the District of Columbia in 2001. As of December 30, 2001, sentenced felons from the District of Columbia were the responsibility of the federal Bureau of Prisons (BOP).

Sources: Bureau of Justice Statistics, Deaths in Custody Reporting Program, 2001-2010, and National Prisoner Statistics, 2001-2006; and the federal Bureau of Prisons, 2007-2010.

NEBRASKA DEPARTMENT of CORRECTIONAL SERVICES

December 31, 2012

Robert P. Houston, Director

Robin Spindler, Deputy Director,
Administrative Services
Frank Hopkins, Deputy Director, Institutions
Larry Wayne, Deputy Director,
Programs & Community Services
Randy Kohl, Deputy Director, Health Services
John McGovern, Deputy Director,
Cornhusker State Industries



Folsom & West Prospector Place, Building 1
Lincoln, NE 68522
(402) 471-2654
FAX: (402) 479-5623
www.corrections.nebraska.gov

MISSION STATEMENT

To serve and protect the public by providing control, humane care and program opportunities for those individuals placed in its custody and supervision, thereby facilitating their return to society as responsible persons.

INMATE POPULATION

December 31, 2012

POPULATION VS. DESIGN CAPACITY

	Design Capacity	Actual Population	% of Capacity
CCC-L	200	361	180.50%
CCC-O	90	144	160.00%
DEC	160	471	294.38%
LCC	308	494	160.39%
NCCW	275	236	85.82%
NCYF	68	64	94.12%
NSP	718	1267	176.46%
OCC	396	568	143.43%
TSCI	960	961	100.10%

TOTAL DCS: (excludes WEC inmates)	12-31-12	12-31-11	% Change
	3175	4478	143.81%
	3175	4478	141.04%

CRIME TYPE OF POPULATION

Part I Offenses *	1936	42.4%
Part II Offenses**	2630	57.6%
TOTAL POPULATION	4566	

*1st Degree Murder, 2nd Degree Murder, Manslaughter, 1st Degree Assault, 1st Degree Sexual Assault, 1st Degree Sexual Assault of a Child, Robbery.

**All other offenses.

LIFE SENTENCES

Total Inmates Sentenced to Capital Punishment	11
Total Inmates Sentenced to Life w/out Parole	236
Total Inmates Sentenced to Life with Parole	95
(6-30-12)	
Total Inmates Sentenced to Life w/out Parole	232

9102

FACILITY SUCCESS RATE (FY12)

81.2%

ADMIT STATUS OF POPULATION - DEC

Admit Status	Population	% of Population
Sentenced	426	90.4%
90 Day Evaluator	11	2.3%
County Safekeeper	12	2.5%
Federal Safekeeper	20	4.2%
Lifetime Sex Offender	1	0.2%
Interstate Transfer	1	0.2%
TOTAL POPULATION	471	

ADMIT STATUS OF POPULATION - NCCW

Admit Status	Population	% of Population
Sentenced	230	97.5%
County Safekeeper	1	0.4%
Interstate Transfer	5	2.1%
TOTAL POPULATION	236	

(avg NCCW diag / eval unit pop is 40)

OFFENSE CATEGORY for MOST SERIOUS OFFENSE & PERCENT of TOTAL

Offense	Population	% of Population
Sex Offenses	824	18.2%
Drugs	637	14.1%
Assault	583	12.9%
Homicide	511	11.3%
Robbery	423	9.3%
Theft	362	8.0%
Burglary	329	7.3%
Motor Vehicle	307	6.8%
Weapons	182	4.0%
Fraud	116	2.6%
Other	106	2.3%
Morals	75	1.7%
Restraint	55	1.2%
Arson	23	0.5%

CUSTODY CLASSIFICATION

CUSTODY LEVEL	TOTAL PER CUSTODY LEVEL	% OF TOTAL
Maximum	1278	28.0%
Medium	1149	25.2%
Minimum	1132	24.8%
Community	610	13.4%
Unclassified*	397	8.7%
TOTAL	4566	

*Unclassified admissions to the Diagnostic & Evaluation Center are treated as maximum until classification is completed.

RANDOM DRUG TESTING PROGRAM

Baseline test 6/1991 - 17.35% tested positive
2010 Average 1.50% tested positive
2011 Average 1.40% tested positive
2012 3 rd Qtr Avg 1.33% tested positive

PAROLE POPULATION

December 31, 2012

Regular Sentence	1399	% of DCS Pop	22.92%
Interstate Transfers	220	(excluded)	
Re-Entry Furlough	76	(excluded)	

PAROLE SUCCESS RATE (FY12)

65.1%

Parole Eligible Avg. Time on Parole (FY12)

1032 8.43 months

PAROLE RANDOM DRUG TESTING

Baseline test 1997 - 12.5% tested positive
2010 Average 12.90% tested positive
2011 Average 18.84% tested positive
2012 3 rd Qtr Avg 21.61% tested positive

PAROLE DISC SUCCESS RATE (FY12)

86.9%

(determined by the number of parolees that completed and discharged from parole and did not recidivate within 3 years of their parole discharge date)

WORK ETHIC CAMP

December 31, 2012

Design Capacity	Population	Actual Population	% of Capacity
100	Min. Custody ISP	140	148%
		8	
		148	

Mortality rate per 100,000 state prisoners, by cause of death, 2001-2010

Cause of death	2001	2002	2003	2004	2005	2006	2007	2008	2009	2010
All causes	242	245	257	252	253	249	256	260	257	245
Illness	216	218	231	224	225	218	225	228	228	217
Heart disease	65	68	67	68	68	67	65	64	66	65
Cancer	56	55	64	58	62	61	56	65	71	68
Liver disease	20	17	21	18	20	20	20	18	20	18
Respiratory	12	14	16	16	18	15	17	20	15	17
AIDS-related	23	20	17	12	12	10	9	7	7	6
All other ^a	41	44	45	52	44	46	58	55	49	44
Suicide	14	14	16	16	17	17	16	15	15	16
Drug/alcohol intoxication	3	3	2	2	3	4	3	4	4	3
Accident	2	2	2	3	2	2	2	2	2	3
Homicide	3	4	4	4	4	4	4	3	4	5
Other/unknown	10	10	2	3	1	3	1	7	10	10
Missing ^b	3	3	10	10	10	10	4	10	4	11

Note: Data may have been revised from previously published statistics to reflect updated information. Excludes data on executions. State prison mortality rates are per 100,000 inmates held in state custody (including private facilities) on June 30th of each year. The mortality rates presented are not adjusted for age, sex, race, geographic location, or any other characteristic.

^aInterpret with caution; too few sample cases to provide a reliable rate. See *Methodology* for more information.

^bIncludes other specified illnesses, such as cerebrovascular disease, nephritis, and diabetes and other moderately prevalent, but unspecified, illnesses. See *Methodology* for details on illness classifications.

^cIndicates an incomplete death record or incomplete answer from survey respondent. See *Methodology* for details.

Sources: Bureau of Justice Statistics, Deaths in Custody Reporting Program, 2001-2010, National Prisoner Statistics, 2001-2010

INSTITUTIONS / PROGRAMS

Average Cost Per Offender
(All facilities including Parole)
Nebraska FY 2012 \$28,179/year

Adult Parole Administration (APA)
Average Cost per Parolee per Year \$3,318
Cathy Gibson-Beltz, Administrator
Folsom & West Prospector Place, Bldg. 15
Lincoln, NE 68522
(402) 471-2654

Community Corrections Center-Lincoln (CCC-L)
Community Custody
Average Cost per Inmate per Year \$19,377
Denise Skrobecki, Warden
2720 West Van Dorn
Lincoln, NE 68522
(402) 471-0740

Community Corrections Center-Omaha (CCC-O)
Community Custody
Average Cost per Inmate per Year \$21,666
Charles West, Warden
2320 Avenue 'J'
Omaha, NE 68110
(402) 595-2010

Diagnostic & Evaluation Center (DEC)
Maximum Custody
Average Cost per Inmate per Year \$30,311
Dennis Bakewell, Warden
3220 West Van Dorn
Lincoln, NE 68522
(402) 471-3330

Lincoln Correctional Center (LCC)
Maximum & Medium Custody
Average Cost per Inmate per Year \$40,455
Mark Peart, Warden
3216 West Van Dorn
Lincoln, NE 68522
(402) 471-2861

Nebraska was the tenth prison system in the nation having adult facilities. Industries, central office, staff training academy, and adult parole accredited through the Am Correctional Association.

Nebraska Correctional Center for Women (NCCW)

Maximum, Medium & Minimum Custody
Average Cost per Inmate per Year \$39,968
Brian Gage, Warden
1107 Recharge Road
York, NE 68467-8003
(402) 362-3317

Nebraska Correctional Youth Facility (NCYF)
Maximum, Medium & Minimum Custody
Average Cost per Inmate per Year \$34,041
Ryan Mahr, Warden
2610 North 20th Street East
Omaha, NE 68110
(402) 595-2000

Nebraska State Penitentiary (NSP)
Maximum, Medium, Minimum Custody & Residential Treatment Community
Average Cost per Inmate per Year \$33,619
Diane Sabatka-Rhine, Warden
4201 South 14th Street
Lincoln, NE 68542
(402) 471-3161

Omaha Correctional Center (OCC)
Medium & Minimum Custody
Average Cost per Inmate per Year \$29,367
Mike Kenney, Warden
2323 Avenue 'J'
Omaha, NE 68110
(402) 595-3964

Tecumseh State Correctional Institution (TSCI)
Maximum, Medium, Death Row & Intensive Management
Average Cost per Inmate per Year \$36,496
Fred Britten, Warden
2725 N. Highway 50
Tecumseh, NE 68450
(402) 335-5998

Work Ethic Camp, McCook (WEC)
Intensive Supervision Probationers & Minimum Custody
*Average Cost per Offender (see below) *\$13,611
Pam Morello, Warden
2309 North Highway 83
McCook, NE 69001
(308) 345-8405

* WEC average cost is based on FY2012 avg number of offenders X avg length in program (which is 4.4 mos).

Mortality rate per 100,000 state prisoners, by state, 2001-2010

State	2001	2002	2003	2004	2005	2006	2007	2008	2009	2010
All states*	242	245	257	252	253	249	256	260	257	245
Colorado	247	284	252	198	266	144	187	165	211	211
Iowa	111!	135!	155	174	221	139	193	240	166	143
Kansas	246	251	354	327	210	179	225	277	232	248
Minnesota	208	223	178	77!	155	100!	144	193	130	170
Missouri	202	218	215	256	219	219	261	290	266	290
Nebraska	181!	200!	169!	173!	186!	176!	269	134!	242!	259
South Dakota	150!	373!	363!	158!	118!	111!	237!	180!	117!	234!
Wyoming	329!	191!	126!	115!	407!	148!	399!	537!	400!	144!
Federal prisoners	220	232	227	208	233	192	211	229	181	179

Note: State prison mortality rates are per 100,000 inmates in state custody (including private facilities) on June 30th of each year. Federal prison mortality rates are per 100,000 inmates in custody on December 31st of each year. Deaths in federal prisons are not included in the calculations of rates across all states. The state-specific population frequencies used in these calculations are the latest available and may not reflect updates that have been made to the total number of state prison inmates. Mortality rates between states are not directly comparable because rates are not adjusted for specific characteristics.

! Interpret with caution; too few cases to provide a reliable rate. See Methodology for more information.

*Includes nine prisoner deaths reported by the District of Columbia in 2001. Sentenced District of Columbia felons became the responsibility of the federal Bureau of Prisons (BOP) in 2002.


Sources: Bureau of Justice Statistics, Deaths in Custody Reporting Program, 2001-2010, and National Prisoner Statistics, 2001-2010.

NEBRASKA DEPARTMENT of CORRECTIONAL SERVICES

January 31, 2013

Robert P. Houston, Director

Robin Spindler, Deputy Director,
Administrative Services
Frank Hopkins, Deputy Director, Institutions
Larry Wayne, Deputy Director,
Programs & Community Services
Randy Kohl, Deputy Director, Health Services
John McGovern, Deputy Director,
Cornhusker State Industries



Folsom & West Prospector Place, Building 1
Lincoln, NE 68522
(402) 471-2654
FAX: (402) 479-5623
www.corrections.nebraska.gov

MISSION STATEMENT

To serve and protect the public by providing control, humane care and program opportunities for those individuals placed in its custody and supervision, thereby facilitating their return to society as responsible persons.

INMATE POPULATION

January 31, 2013

POPULATION vs. DESIGN CAPACITY

	Design Capacity	Actual Population	% of Capacity
CCCL	200	370	185.00%
CCC-O	90	166	184.44%
DEC	160	484	302.50%
LCC	308	487	158.12%
NCCW	275	227	82.55%
NCYF	68	64	94.12%
NSP	718	1274	177.44%
OCC	396	568	143.43%
TSCI	960	964	100.42%

TOTAL DCS: (excludes WEC Inmates)
 1-31-13 3175 4604 145.01%
 1-31-12 3175 4536 142.87%

CRIME TYPE OF POPULATION

Part I Offenses * 1941 42.2%
 Part II Offenses** 2663 57.8%
TOTAL POPULATION 4604

*1st Degree Murder, 2nd Degree Murder, Manslaughter,
 1st Degree Assault, 1st Degree Sexual Assault,
 1st Degree Sexual Assault of a Child, Robbery.

**All other offenses.

LIFE SENTENCES

Total Inmates Sentenced to Capital Punishment 11
 Total Inmates Sentenced to Life w/out Parole 237
 Total Inmates Sentenced to Life with Parole 95
 (6-30-12)
 Total Inmates Sentenced to Life w/out Parole 232

8102

FACILITY SUCCESS RATE (FY12)

81.0%

ADMIT STATUS OF POPULATION - DEC

Admit Status	Population	% of Population
Sentenced	447	92.4%
90 Day Evaluator	11	2.3%
County Safekeeper	11	2.3%
Federal Safekeeper	15	3.1%

TOTAL POPULATION 484

ADMIT STATUS OF POPULATION - NCCW

Admit Status	Population	% of Population
Sentenced	222	97.4%
County Safekeeper	1	0.4%
Interstate Transfer	5	2.2%

(avg NCCW diag / eval unit pop is 40)

OFFENSE CATEGORY for MOST SERIOUS OFFENSE & PERCENT OF TOTAL

POPULATION CONFINED (6-30-12)

Offense	Population	% of Population
Sex Offenses	824	18.2%
Drugs	637	14.1%
Assault	583	12.9%
Homicide	511	11.3%
Robbery	423	9.3%
Theft	362	8.0%
Burglary	329	7.3%
Motor Vehicle	307	6.8%
Weapons	182	4.0%
Fraud	116	2.6%
Other	106	2.3%
Morals	75	1.7%
Restraint	55	1.2%
Arson	23	0.5%

CUSTODY CLASSIFICATION

CUSTODY LEVEL	TOTAL PER CUSTODY LEVEL	% OF TOTAL
Maximum	1287	28.0%
Medium	1172	25.5%
Minimum	1118	24.3%
Community	624	13.5%
Unclassified*	403	8.7%
TOTAL	4604	

*Unclassified admissions to the Diagnostic & Evaluation Center are treated as maximum until classification is completed.

RANDOM DRUG TESTING PROGRAM

Baseline test 6/1991 - 17.35% tested positive
 2010 Average 1.50% tested positive
 2011 Average 1.40% tested positive
 2012 Average 1.19% tested positive

PAROLE POPULATION

January 31, 2013

Regular Sentence 1354 % of DCS Pop 21.97%
 Interstate Transfers 211 (excluded)
 Re-Entry Furlough 69 (excluded)

PAROLE SUCCESS RATE (FY12)

65.0%

Parole Eligible 1054
 Avg. Time on Parole (FY12) 8.43 months

PAROLE RANDOM DRUG TESTING

Baseline test 1997 - 12.5% tested positive
 2010 Average 12.90% tested positive
 2011 Average 18.84% tested positive
 2012 Average 20.40% tested positive

PAROLE DISC SUCCESS RATE (FY12)

87.0%

(determined by the number of parolees that completed and discharged from parole and did not recidivate within 3 years of their parole discharge date)

WORK ETHIC CAMP

January 31, 2013

Design Capacity	Population	Actual Population	% of Capacity
100	Min. Custody ISP	137	148%
		11	
		148	

Mortality rate per 100,000 state prisoners, by selected characteristics, 2001-2010

Characteristic	2001	2002	2003	2004	2005	2006	2007	2008	2009	2010
Total	242	245	257	252	253	249	256	260	257	245
Sex										
Male	249	251	265	259	260	257	265	267	265	254
Female	129	151	153	162	164	141	145	172	160	127
Race/Hispanic origin*										
White	315	323	347	341	351	343	358	375	367	350
Black/African American	219	219	229	227	225	219	231	216	225	212
Hispanic/Latino	201	200	181	184	177	213	195	213	195	184
Other ^b	168	151	147	211	171	148	156	211	161	171
Age										
17 or younger	70	33	122	40	40	36	38	122	0	127
18-24	39	29	26	37	35	26	30	35	36	36
25-34	63	62	68	62	58	58	51	51	48	51
35-44	181	182	183	168	161	146	131	120	120	112
45-54	583	554	555	539	559	572	543	458	446	373
55 or older	2,029	2,004	2,021	2,063	2,101	2,152	2,500	2,091	2,096	1,529

Note: Data may have been revised from previously published statistics to reflect updated information. Excludes data on executions. Detail may not sum to total due to missing data. State prison mortality rates are per 100,000 inmates held in state custody (including private facilities) on June 30th of each year. Prisoner demographic subgroup frequencies are estimated based on the June 30th National Prisoner Statistics (NPS) custody counts, demographic data from the National Corrections Reporting Program (NCRP), and the 2004 Survey of Inmates in State Correctional Facilities (SISCF). The mortality rates presented are calculated on exact population numbers. The mortality rates presented are not adjusted for age, sex, race, geographic location, or any other characteristic.

1 Interpret with caution; too few cases to provide a reliable rate. See Methodology for more information.

*Excludes persons of Hispanic/Latino origin unless specified.

^bIncludes American Indian or Alaska Native, Asian or Pacific Islanders, and persons identifying two or more races.

Sources: Bureau of Justice Statistics, Deaths in Custody Reporting Program, 2001-2010, National Prisoner Statistics, 2001-2010, and Survey of Inmates in State Correctional Facilities, 2004.

INSTITUTIONS / PROGRAMS

2013

Average Cost Per Offender
(All facilities including Parole)
Nebraska FY 2012 \$28,179/year

Adult Parole Administration (APA)
Average Cost per Parolee per Year \$3,318
Cathy Gibson-Beltz, Administrator
Folsom & West Prospector Place, Bldg. 15
Lincoln, NE 68522
(402) 471-2654

Community Corrections Center-Lincoln (CCC-L)

Community Custody
Average Cost per Inmate per Year \$19,377
Denise Skrobecki, Warden
2720 West Van Dom
Lincoln, NE 68522
(402) 471-0740

Community Corrections Center-Omaha (CCC-O)

Community Custody
Average Cost per Inmate per Year \$21,666
Charles West, Warden
2320 Avenue 'J'
Omaha, NE 68110
(402) 595-2010

Diagnostic & Evaluation Center (DEC)

Maximum Custody
Average Cost per Inmate per Year \$30,311
Dennis Bakewell, Warden
3220 West Van Dom
Lincoln, NE 68522
(402) 471-3330

Lincoln Correctional Center (LCC)

Maximum & Medium Custody
Average Cost per Inmate per Year \$40,455
Mario Peart, Warden
3216 West Van Dom
Lincoln, NE 68522
(402) 471-2861

Nebraska was the tenth prison system in the nation having all adult facilities, industries, central office, staff training academy, and adult parole accredited through the American Correctional Association.

Nebraska Correctional Center for Women (NCCW)

Maximum, Medium & Minimum Custody
Average Cost per Inmate per Year \$39,968
Brian Gage, Warden
1107 Recharge Road
York, NE 68467-8003
(402) 362-3317

Nebraska Correctional Youth Facility (NCYF)

Maximum, Medium & Minimum Custody
Average Cost per Inmate per Year \$84,041
Ryan Mahr, Warden
2610 North 20th Street East
Omaha, NE 68110
(402) 595-2000

Nebraska State Penitentiary (NSP)

Maximum, Medium, Minimum Custody & Residential Treatment Community
Average Cost per Inmate per Year \$33,619
Diane Sabatka-Rine, Warden
4201 South 14th Street
Lincoln, NE 68542
(402) 471-3161

Omaha Correctional Center (OCC)

Medium & Minimum Custody
Average Cost per Inmate per Year \$29,367
Mike Kenney, Warden
2323 Avenue 'J'
Omaha, NE 68110
(402) 595-3964

Tecumseh State Correctional Institution (TSCI)

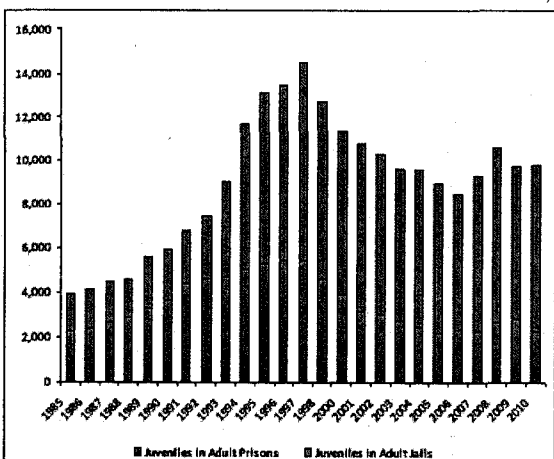
Maximum, Medium, Death Row & Intensive Management
Average Cost per Inmate per Year \$36,496
Fred Britten, Warden
2725 N. Highway 50
Tecumseh, NE 68450
(402) 335-5998

Work Ethic Camp, McCook (WEC)

Intensive Supervision Probationers & Minimum Custody
*Average Cost per Offender (see below) *\$13,611
Pam Morello, Warden
2309 North Highway 83
McCook, NE 69001
(308) 345-8405

* WEC average cost is based on FY2012 avg number of offenders X avg length in program (which is 4.4 mo's).

NUMBER OF JUVENILES HELD IN ADULT PRISONS AND JAILS, 1985 to 2010



Sources: Austin, J., Johnson, K. D., & Gregoriou, M. (2000). *Juveniles in Adult Prisons and Jails: A National Assessment*. Washington, DC: Bureau of Justice Assistance; Bureau of Justice Statistics' *Prison and Jail Inmates at Midyear Series*; Bureau of Justice Statistics' *Prisoner Series*.
Strom, K. J. (2000). *Profile of State Prisoners under Age 18, 1985-1997*. Washington, DC: Bureau of Justice Statistics.

NEBRASKA DEPARTMENT of CORRECTIONAL SERVICES

February 28, 2013

Robert P. Houston, Director

Robin Spindler, Deputy Director,
Administrative Services
Frank Hopkins, Deputy Director, Institutions
Larry Wayne, Deputy Director,
Programs & Community Services
Randy Kohl, Deputy Director, Health Services
John McGovern, Deputy Director,
Cornhusker State Industries



Folsom & West Prospector Place, Building 1
Lincoln, NE 68522
(402) 471-2654
FAX: (402) 479-5623
www.corrections.nebraska.gov

MISSION STATEMENT

To serve and protect the public by providing control, humane care and program opportunities for those individuals placed in its custody and supervision, thereby facilitating their return to society as responsible persons.

INMATE POPULATION

February 28, 2013

POPULATION vs. DESIGN CAPACITY

Design Capacity	Actual Population	% of Capacity
CCC-L	200	372
CCC-O	90	162
DEC	160	515
LCC	308	501
NCCW	275	257
NCYF	68	61
NSP	718	1272
OCC	396	576
TSCI	960	969

TOTAL DCS: (excludes WEC inmates)	2-28-13	2-28-12
	3175	3175
	4685	4567
	147.56%	143.84%

CRIME TYPE of POPULATION

Part I Offenses *	1941	41.4%
Part II Offenses**	27.44	58.6%
TOTAL POPULATION	4685	

*1st Degree Murder, 2nd Degree Murder, Manslaughter, 1st Degree Assault, 1st Degree Sexual Assault, 1st Degree Sexual Assault of a Child, Robbery.

**All other offenses.

LIFE SENTENCES

Total Inmates Sentenced to Capital Punishment	11
Total Inmates Sentenced to Life w/out Parole	239
Total Inmates Sentenced to Life with Parole (6-30-12)	96
Total Inmates Sentenced to Life w/out Parole	232

0202

FACILITY SUCCESS RATE (FY12)

81.0%

ADMIT STATUS of POPULATION - DEC

Admit Status	Population	% of Population
Sentenced	464	90.1%
90 Day Evaluator	10	1.9%
County Safekeeper	12	2.3%
Federal Safekeeper	29	5.6%

TOTAL POPULATION 515

ADMIT STATUS of POPULATION - NCCW

Admit Status	Population	% of Population
Sentenced	250	97.3%
County Safekeeper	2	0.8%
Interstate Transfer	5	1.9%
TOTAL POPULATION	257	

(avg NCCW diag / eval unit pop is 40)

OFFENSE CATEGORY for MOST SERIOUS OFFENSE & PERCENT of TOTAL

POPULATION CONFINED (6-30-12)

Offense	Population	% of Population
Sex Offenses	824	18.2%
Drugs	637	14.1%
Assault	583	12.9%
Homicide	511	11.3%
Robbery	423	9.3%
Theft	362	8.0%
Burglary	329	7.3%
Motor Vehicle	307	6.8%
Weapons	182	4.0%
Fraud	116	2.6%
Other	106	2.3%
Morals	75	1.7%
Restraint	55	1.2%
Arson	23	0.5%

CUSTODY CLASSIFICATION

CUSTODY LEVEL	TOTAL PER CUSTODY LEVEL	% OF TOTAL
Maximum	1302	27.8%
Medium	1180	25.2%
Minimum	1118	23.9%
Community	623	13.3%
Unclassified*	462	9.9%
TOTAL	4685	

*Unclassified admissions to the Diagnostic & Evaluation Center are treated as maximum until classification is completed.

RANDOM DRUG TESTING PROGRAM

Baseline test 6/1991 - 17.35% tested positive	
2010 Average	1.50% tested positive
2011 Average	1.40% tested positive
2012 Average	1.19% tested positive

PAROLE POPULATION

February 28, 2013

Regular Sentence	1302	% of DCS Pop	21.24%
Interstate Transfers	204	(excluded)	
Re-Entry Furlough	66	(excluded)	

PAROLE SUCCESS RATE (FY12)

65.0%

Parole Eligible Avg. Time on Parole (FY12)

1069 8.43 months

PAROLE RANDOM DRUG TESTING

Baseline test 1997 - 12.5% tested positive	
2010 Average	12.90% tested positive
2011 Average	18.84% tested positive
2012 Average	20.40% tested positive

PAROLE DISC SUCCESS RATE (FY12)

87.0%

(determined by the number of parolees that completed and discharged from parole and did not rediviate within 3 years of their parole discharge date)

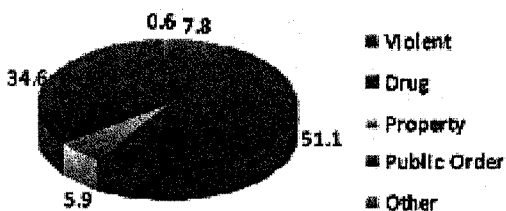
WORK ETHIC CAMP

February 28, 2013


Design Capacity	Population Type	Actual Population	% of Capacity
100	Min. Custody ISP	142	153%
		11	
		153	

FEDERAL & STATE PRISON POPULATION, BY OFFENSE, 2010

Federal



State



INSTITUTIONS / PROGRAMS

2071

Average Cost Per Offender
(All facilities including Parole)
Nebraska FY 2012 \$28,179/Year

Adult Parole Administration (APA)
Average Cost per Parolee per Year \$3,318
Cathy Gibson-Beltz, Administrator
Folsom & West Prospector Place, Bldg. 15
Lincoln, NE 68522
(402) 471-2654

Community Corrections Center-Lincoln (CCC-L)
Community Custody
Average Cost per Inmate per Year \$19,377
Denise Skrobecki, Warden
2720 West Van Dorn
Lincoln, NE 68522
(402) 471-0740

Community Corrections Center-Omaha (CCC-O)
Community Custody
Average Cost per Inmate per Year \$21,666
Charles West, Warden
2320 Avenue J
Omaha, NE 68110
(402) 595-2010

Diagnostic & Evaluation Center (DEC)
Maximum Custody
Average Cost per Inmate per Year \$30,311
Dennis Bakewell, Warden
3220 West Van Dorn
Lincoln, NE 68522
(402) 471-3330

Lincoln Correctional Center (LCC)
Maximum & Medium Custody
Average Cost per Inmate per Year \$40,455
Marto Peart, Warden
3216 West Van Dorn
Lincoln, NE 68522
(402) 471-2861

Nebraska was the tenth prison system in the nation having all adult facilities, industries, central office, staff training academy, and adult parole accredited through the American Correctional Association.

Nebraska Correctional Center for Women (NCCW)
Maximum, Medium & Minimum Custody
Average Cost per Inmate per Year \$39,968
Brian Gage, Warden
1107 Recharge Road
York, NE 68467-8003
(402) 362-3317

Nebraska Correctional Youth Facility (NCYF)
Maximum, Medium & Minimum Custody
Average Cost per Inmate per Year \$84,041
Ryan Mahr, Warden
2610 North 20th Street East
Omaha, NE 68110
(402) 595-2000

Nebraska State Penitentiary (NSP)
Maximum, Medium, Minimum Custody & Residential Treatment Community
Average Cost per Inmate per Year \$33,619
Diane Sabatka-Rine, Warden
4201 South 14th Street
Lincoln, NE 68542
(402) 471-3161

Omaha Correctional Center (OCC)
Medium & Minimum Custody
Average Cost per Inmate per Year \$29,367
Mike Kenney, Warden
2323 Avenue J
Omaha, NE 68110
(402) 595-3964

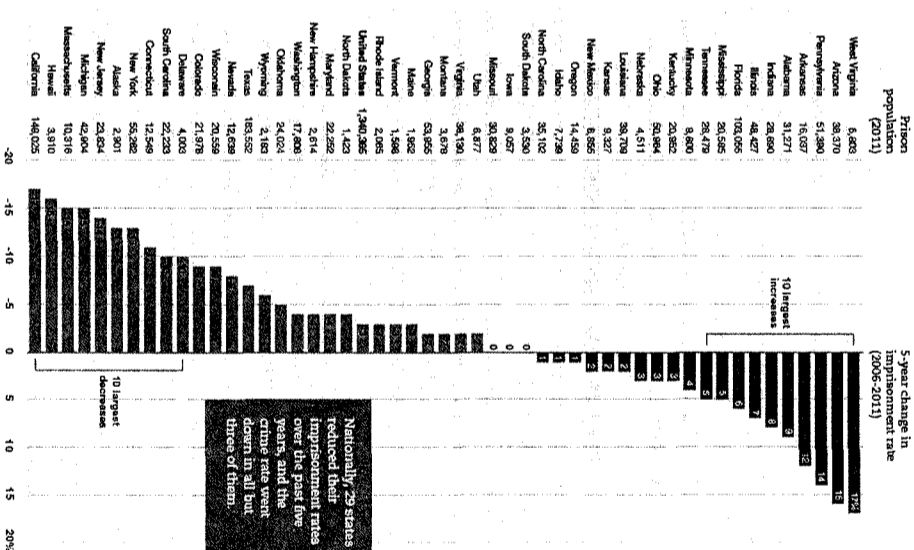
Tecumseh State Correctional Institution (TSCI)
Maximum, Medium, Death Row & Intensive Management
Average Cost per Inmate per Year \$36,496
Fred Britten, Warden
2725 N. Highway 50
Tecumseh, NE 68450
(402) 335-5998

Work Ethic Camp, McCook (WEC)
Intensive Supervision Probationers & Minimum Custody
Average Cost per Offender (see below) *\$13,611
Pam Morello, Warden
2309 North Highway 83
McCook, NE 69001
(308) 345-8405

* WEC average cost is based on FY2012 avg number of offenders X avg length in program (which is 4.4 mo's).

More than Half of States Cut Imprisonment Rates

After nearly four decades of explosive growth, the U.S. prison population has begun to decline. Over the past five years, the imprisonment rate fell in 29 states. Many of the states showing recent drops have taken substantial steps to rein in the size and cost of their corrections systems through policy changes that shorten terms behind bars for lower-level offenders or divert them from prison altogether. Nationwide, the crime rate decreased 13 percent since 2006.



NOTE: US 2011 population based on the 2010 census. The New York Times, 2013 SOURCE: New York Times, "Prison Population Falls in 29 States," 2013. The New York Times, 2013

NEBRASKA DEPARTMENT of CORRECTIONAL SERVICES

March 31, 2013

Robert P. Houston, Director
Robin Spindler, Deputy Director, Administrative Services
Frank Hopkins, Deputy Director, Institutions
Larry Wayne, Deputy Director, Programs & Community Services
Randy Kohl, Deputy Director, Health Services
John McGovern, Deputy Director, Cornhusker State Industries



Folsom & West Prospector Place, Building 1
Lincoln, NE 68522
(402) 471-2654
FAX: (402) 479-5623
www.corrections.nebraska.gov

MISSION STATEMENT

To serve and protect the public by providing control, humane care and program opportunities for those individuals placed in its custody and supervision, thereby facilitating their return to society as responsible persons.

INMATE POPULATION

March 31, 2013

POPULATION vs. DESIGN CAPACITY

	Design Capacity	Actual Population	% of Capacity
CCCL	200	356	178.00%
CCCO	90	164	182.22%
DEC	160	541	338.13%
LCC	308	497	161.36%
NCCW	275	260	94.88%
NCYF	68	69	101.47%
NSP	718	1262	175.77%
OCC	396	568	143.43%
TSCI	960	967	100.73%

TOTAL DCS: (excludes WEC inmates)
 3-31-13 3175 4684 147.53%
 3-31-12 3175 4562 143.69%

CRIME TYPE of POPULATION

Part I Offenses * 1945 41.5%
 Part II Offenses** 2739 58.5%
TOTAL POPULATION 4684

*1st Degree Murder, 2nd Degree Murder, Manslaughter,
 1st Degree Assault, 1st Degree Sexual Assault,
 1st Degree Sexual Assault of a Child, Robbery.

**All other offenses.

LIFE SENTENCES

Total Inmates Sentenced to Capital Punishment 11
 Total Inmates Sentenced to Life w/out Parole 238
 Total Inmates Sentenced to Life with Parole 97
 (6-30-12)

Total Inmates Sentenced to Life w/out Parole 232

2202

FACILITY SUCCESS RATE (FY12)

81.0%

ADMIT STATUS of POPULATION - DEC

Admit Status	Population	% of
Sentenced	495	91.5%
90 Day Evaluator	5	0.9%
County Safekeeper	12	2.2%
Federal Safekeeper	28	5.2%
Interstate Transfer	1	0.2%
TOTAL POPULATION	541	

ADMIT STATUS of POPULATION - NCCW

Admit Status	Population	% of
Sentenced	254	97.7%
County Safekeeper	1	0.4%
Interstate Transfer	5	1.9%
TOTAL POPULATION	260	

(avg NCCW diag / eval unit pop is 40)

OFFENSE CATEGORY for MOST SERIOUS OFFENSE & PERCENT of TOTAL

POPULATION CONFINED (6-30-12)

Offense	Population	% of
Sex Offenses	824	18.2%
Drugs	637	14.1%
Assault	583	12.9%
Homicide	511	11.3%
Robbery	423	9.3%
Theft	362	8.0%
Burglary	329	7.3%
Motor Vehicle	307	6.8%
Weapons	182	4.0%
Fraud	116	2.6%
Other	106	2.3%
Morals	75	1.7%
Restraint	55	1.2%
Avson	23	0.5%

CUSTODY CLASSIFICATION

CUSTODY LEVEL	TOTAL PER CUSTODY LEVEL	% OF TOTAL
Maximum	1287	27.5%
Medium	1172	25.0%
Minimum	1114	23.8%
Community	604	12.9%
Unclassified*	507	10.8%
TOTAL	4684	

*Unclassified admissions to the Diagnostic & Evaluation Center are treated as maximum until classification is completed.

RANDOM DRUG TESTING PROGRAM

Baseline test 6/1991 - 17.35% tested positive
 2010 Average 1.50% tested positive
 2011 Average 1.40% tested positive
 2012 Average 1.19% tested positive

PAROLE POPULATION

March 31, 2013

Regular Sentence 1325 % of DCS Pop 21.31%
 Interstate Transfers 202 (excluded)
 Re-Entry Furlough 67 (excluded)

PAROLE SUCCESS RATE (FY12)

65.0%

Parole Eligible Avg. Time on Parole (FY12)
 1043 8.43 months

PAROLE RANDOM DRUG TESTING

Baseline test 1997 - 12.5% tested positive
 2010 Average 12.90% tested positive
 2011 Average 18.84% tested positive
 2012 Average 20.40% tested positive

PAROLE DISC SUCCESS RATE (FY12)

87.0%

(determined by the number of parolees that completed and discharged from parole and did not re-arrest within 3 years of their parole discharge date)

WORK ETHIC CAMP

March 31, 2013

Design Capacity	Population	Actual Population	% of Capacity
100	Min. Custody	127	135%
	ISP	8	
		135	

Rape and sexual assault victimizations against females, by victim characteristics, 1994-1998, 1999-2004, and 2005-2010

Victim characteristic	Rate per 1,000 females age 12 or older		
	1994-1998	1999-2004	2005-2010
Total	4.2	3.1	2.1
Age			
12-17	11.3	7.6	4.1
18-34	7.0	5.3	3.7
35-64	2.3	1.8	1.5
65 or older	0.11	0.21	0.21
Race/Hispanic origin			
White ^a	4.3	3.1	2.2
Black ^a	4.2	4.1	2.8
Hispanic/Latina	4.3	1.8	1.4
American Indian/Alaska Native ^a	6.41	4.81	4.51
Asian/Pacific Islander ^a	2.5	1.2	0.71
Two or more races ^a	~	6.61	5.11
Marital status ^b			
Never married	8.6	6.6	4.1
Married	1.3	0.7	0.6
Widowed	0.8	0.21	0.8
Divorced or separated	9.0	6.3	4.4
Household income			
Less than \$25,000	6.1	5.6	3.5
\$25,000-\$49,999	3.3	2.7	1.9
\$50,000 or more	2.9	2.0	1.8
Unknown	3.5	2.1	1.8
Location of residence			
Urban	5.1	4.0	2.2
Suburban	3.9	2.7	1.8
Rural	3.9	2.5	3.0

Note: See appendix table 5 for standard errors.

Interpret with caution; estimate based on 10 or fewer sample cases, or coefficient of variation is greater than 50%.

-Not applicable.

^aExcludes persons of Hispanic or Latino origin.

^bThe NCVS collects information on respondent's marital status at the time of the interview, but it does not obtain marital status at the time of the incident or whether a change in marital status occurred after the incident.

Source: Bureau of Justice Statistics, National Crime Victimization Survey, 1994-2010.

INSTITUTIONS / PROGRAMS

Average Cost Per Offender
(All facilities including Parole)
Nebraska: FY 2012 \$28,179/year

Adult Parole Administration (APA)
Average Cost per Parolee per Year \$3,318
Cathy Gibson-Beltz, Administrator
Folsom & West Prospector Place, Bldg. 15
Lincoln, NE 68522
(402) 471-2654

Community Corrections Center-Lincoln (CCC-L)
Community Custody
Average Cost per Inmate per Year \$19,377
Denise Skrobecki, Warden
2720 West Van Dorn
Lincoln, NE 68522
(402) 471-0740

Community Corrections Center- Omaha (CCC-O)
Community Custody
Average Cost per Inmate per Year \$21,666
Charles West, Warden
2320 Avenue 'J'
Omaha, NE 68110
(402) 595-2010

Diagnostic & Evaluation Center (DEC)
Maximum Custody
Average Cost per Inmate per Year \$30,311
Fred Britten, Warden
3220 West Van Dorn
Lincoln, NE 68522
(402) 471-3330

Lincoln Correctional Center (LCC)
Maximum & Medium Custody
Average Cost per Inmate per Year \$40,455
Mario Peart, Warden
3216 West Van Dorn
Lincoln, NE 68522
(402) 471-2861

Nebraska was the tenth prison system in the nation having all adult facilities, industries, central office, staff training academy, and adult parole accredited through the American Correctional Association.

Nebraska Correctional Center for Women (NCCW)

Maximum, Medium & Minimum Custody
Average Cost per Inmate per Year \$39,968
Tim Siemek, Acting Warden
1107 Recharge Road
York, NE 68467-8003
(402) 362-3317

Nebraska Correctional Youth Facility (NCYF)
Maximum, Medium & Minimum Custody
Average Cost per Inmate per Year \$84,041
Ryan Mahr, Warden
2610 North 20th Street East
Omaha, NE 68110
(402) 595-2000

Nebraska State Penitentiary (NSP)
Maximum, Medium, Minimum Custody & Residential Treatment Community
Average Cost per Inmate per Year \$33,619
Diane Sabalka-Rine, Warden
4201 South 14th Street
Lincoln, NE 68542
(402) 471-3161

Omaha Correctional Center (OCC)
Medium & Minimum Custody
Average Cost per Inmate per Year \$29,367
Mike Kenney, Warden
2323 Avenue 'J'
Omaha, NE 68110
(402) 595-3964

Tecumseh State Correctional Institution (TSCI)
Maximum, Medium, Death Row & Intensive Management
Average Cost per Inmate per Year \$36,496
Brian Gage, Warden
2725 N. Highway 50
Tecumseh, NE 68450
(402) 335-5998

Work Ethic Camp, McCook (WEC)
Intensive Supervision Probationers & Minimum Custody
*Average Cost per Offender (see below) *\$13,611
Pam Morello, Warden
2309 North Highway 83
McCook, NE 69001
(308) 345-8405

* WEC average cost is based on FY2012 avg number of offenders X avg length in program (which is 4.4 mo's)

Rape and sexual assault victimizations against females, by perceived offender characteristics, 1994-1998, 1999-2004, and 2005-2010

Offender characteristics	1994-1998	1999-2004	2005-2010
Age	100%	100%	100%
17 or younger	12	14	15
18-20	9	11	9
21-29	24	28	25
30 or older	51	43	48
Other ^a	3	2	2
Race ^b	100%	100%	100%
White	70	60	57
Black	18	26	27
Other	8	10	6
Mixed group	1	11	11
Unknown	2	3	8
Alcohol/drug use at time of incident	100%	100%	100%
Yes	40	37	39
No	38	31	30
Unknown	22	32	30

Note: Detail may not sum to total due to rounding. See appendix table 8 for standard errors.
Interpret with caution; estimate based on 10 or fewer sample cases, or coefficient of variation is greater than 50%.
^aIncludes multiple offenders of varying ages and offenders of unknown age.
^bThe NCVS did not collect information on the ethnicity of the offender. Therefore, Hispanic offenders make up some portion of the white, black, and other race of offender categories.
Source: Bureau of Justice Statistics, National Crime Victimization Survey, 1994-2010.

Rape and sexual assault victimizations against females, by offender weapon possession, 1994-1998, 1999-2004, and 2005-2010

Weapon present	1994-1998	1999-2004	2005-2010
Total	100%	100%	100%
No weapon	88%	83%	83%
Weapon	6%	11%	11%
Firearm	3	2	6
Knife	2	5	4
Other/unknown type	11	41	11
Don't know	5%	6%	6%

Note: See appendix table 9 for standard errors.
Interpret with caution; estimate based on 10 or fewer sample cases, or coefficient of variation is greater than 50%.
Source: Bureau of Justice Statistics, National Crime Victimization Survey, 1994-2010.

NEBRASKA DEPARTMENT of CORRECTIONAL SERVICES

April 30, 2013

Robert P. Houston, Director
Robin Spindler, Deputy Director, Administrative Services
Frank Hopkins, Deputy Director, Institutions
Larry Wayne, Deputy Director, Programs & Community Services
Randy Kohl, Deputy Director, Health Services
John McGovern, Deputy Director, Cornhusker State Industries



Folsom & West Prospector Place, Building 1
Lincoln, NE 68522
(402) 471-2654
FAX: (402) 479-5623
www.corrections.nebraska.gov

MISSION STATEMENT
To serve and protect the public by providing control, humane care and program opportunities for those individuals placed in its custody and supervision, thereby facilitating their return to society as responsible persons.

INMATE POPULATION

April 30, 2013

POPULATION vs. DESIGN CAPACITY

	Design Capacity	Actual Population	% of Capacity
CCC-L	200	369	184.50%
CCC-O	90	159	176.67%
DEC	160	561	350.83%
LCC	308	499	162.01%
NCCW	275	254	92.36%
NCYF	68	71	104.41%
NSP	718	1266	176.32%
OCC	396	614	155.05%
TSCI	960	966	100.63%

TOTAL DCS: (excludes WEC inmates)
 4-30-13 3175 4759 149.89%
 4-30-12 3175 4511 142.08%

CRIME TYPE OF POPULATION

Part I Offenses *	1950	41.0%
Part II Offenses**	2809	59.0%
TOTAL POPULATION	4759	

*1st Degree Murder, 2nd Degree Murder, Manslaughter,
 1st Degree Assault, 1st Degree Sexual Assault,
 1st Degree Sexual Assault of a Child, Robbery.

**All other offenses.

LIFE SENTENCES

Total Inmates Sentenced to Capital Punishment	11
Total Inmates Sentenced to Life w/out Parole	237
Total Inmates Sentenced to Life with Parole	98
(6-30-12)	
Total Inmates Sentenced to Life w/out Parole	232

7202

FACILITY SUCCESS RATE (FY12)

81.0%

ADMIT STATUS of POPULATION - DEC

Admit Status	Population	% of Population
Sentenced	510	90.9%
90 Day Evaluator	9	1.6%
County Safekeeper	15	2.7%
Federal Safekeeper	26	4.6%
Interstate Transfer	1	0.2%
TOTAL POPULATION	561	

ADMIT STATUS of POPULATION - NCCW

Admit Status	Population	% of Population
Sentenced	248	97.6%
County Safekeeper	1	0.4%
Interstate Transfer	5	2.0%
TOTAL POPULATION	254	

(avg NCCW diag / eval unit pop is 40)

OFFENSE CATEGORY for MOST SERIOUS OFFENSE & PERCENT of TOTAL

POPULATION CONFINED (6-30-12)

Offense	Population	% of Population
Sex Offenses	824	18.2%
Drugs	637	14.1%
Assault	583	12.9%
Homicide	511	11.3%
Robbery	423	9.3%
Theft	362	8.0%
Burglary	329	7.3%
Motor Vehicle	307	6.8%
Weapons	182	4.0%
Fraud	116	2.6%
Other	106	2.3%
Morals	75	1.7%
Restraint	55	1.2%
Arson	23	0.5%

CUSTODY CLASSIFICATION

CUSTODY LEVEL	TOTAL PER CUSTODY LEVEL	% OF TOTAL
Maximum	1316	27.7%
Medium	1145	24.1%
Minimum	1147	24.1%
Community	609	12.8%
Unclassified*	542	11.4%
TOTAL	4759	

*Unclassified admissions to the Diagnostic & Evaluation Center are treated as maximum until classification is completed.

RANDOM DRUG TESTING PROGRAM

Baseline test 6/1991 - 17.35% tested positive	
2010 Average	1.50% tested positive
2011 Average	1.40% tested positive
2012 Average	1.19% tested positive

PAROLE POPULATION

April 30, 2013

Regular Sentence	1320	% of DCS Pop	21.05%
Interstate Transfers	204	(excluded)	
Re-Entry Furlough	72	(excluded)	

PAROLE SUCCESS RATE (FY12)

65.0%

Parole Eligible	1058	Avg. Time on Parole (FY12)	8.43 months
-----------------	------	----------------------------	-------------

PAROLE RANDOM DRUG TESTING

Baseline test 1997 - 12.5% tested positive	
2010 Average	12.90% tested positive
2011 Average	18.84% tested positive
2012 Average	20.40% tested positive

PAROLE DISC SUCCESS RATE (FY12)

87.0%

(determined by the number of parolees that completed and discharged from parole and did not re-arrest within 3 years of their parole discharge date)

WORK ETHIC CAMP

April 30, 2013

Design Capacity	Population	Actual Population	% of Capacity
100	Min. Custody ISP	120	6
		126	126%

Activity and location of female victims when rape or sexual assault victimization occurred, 1994-1998, 1999-2004, and 2005-2010

Location and activity	1994-1998	1999-2004	2005-2010
Location where crime occurred	100%	100%	100%
At or near victim's home	49	42	55
At or near home of friend/relative/ acquaintance	17	18	12
Commercial place/parking lot or garage	16	15	10
School	5	12	8
Open area/public transportation/ other*	14	14	15
Activity when crime occurred	100%	100%	100%
Working	12	9	12
Attending school	4	9	7
Sleeping/other activities at home	46	41	48
Traveling to or from work, school, other place/shopping or errands/ leisure activity away from home	30	35	29
Other/unknown	8	6	5

Note: Detail may not sum to total due to rounding. See appendix table 6 for standard errors.

*Includes locations such as an apartment yard, a park, field, or playground not on school property; a location on the street other than that immediately adjacent to home of the victim, a relative, or a friend; on public transportation; in a station or depot for bus or train, on a plane, or in an airport.

Source: Bureau of Justice Statistics, National Crime Victimization Survey, 1994-2010.

Rape and sexual assault victimizations against females, by number of offenders and victim-offender relationship, 1994-1998, 1999-2004, and 2005-2010

Offender characteristic	1994-1998	1999-2004	2005-2010
Number of offenders	100%	100%	100%
One	93	91	90
Two or more	7	9	10
Victim-offender relationship ^a	100%	100%	100%
Stranger	21	25	22
Nonstranger	79	75	78
Intimate partner ^b	28	30	34
Relative	9	3	6
Well-known/casual acquaintance	42	42	38

Note: Detail may not sum to total due to rounding. See appendix table 7 for standard errors.

^aDoes not include a small percentage of victimizations in which the victim-offender relationship was unknown.

^bIncludes former or current spouse, boyfriend, or girlfriend.

Source: Bureau of Justice Statistics, National Crime Victimization Survey, 1994-2010.

INSTITUTIONS / PROGRAMS

Average Cost Per Offender
(All facilities including Parole)
Nebraska FY 2012 \$28,179/year

Adult Parole Administration (APA)
Average Cost per Parolee per Year \$3,318
Cathy Gibson-Beltz, Administrator
Folsom & West Prospector Place, Bldg. 15
Lincoln, NE 68522
(402) 471-2654

Community Corrections Center-Lincoln (CCC-1)
Community Custody
Average Cost per Inmate per Year \$19,377
Barbara Lewien, Warden
2720 West Van Dorn
Lincoln, NE 68522
(402) 471-0740

Community Corrections Center-Omaha (CCC-O)
Community Custody
Average Cost per Inmate per Year \$21,666
Charles West, Warden
2320 Avenue 'J'
Omaha, NE 68110
(402) 595-2010

Diagnostic & Evaluation Center (DEC)
Maximum Custody
Average Cost per Inmate per Year \$30,311
Fred Britten, Warden
3220 West Van Dorn
Lincoln, NE 68522
(402) 471-3330

Lincoln Correctional Center (LCC)
Maximum & Medium Custody
Average Cost per Inmate per Year \$40,455
Mario Peart, Warden
3216 West Van Dorn
Lincoln, NE 68522
(402) 471-2861

Nebraska was the tenth prison system in the nation having all adult facilities, industries, central office, staff training academy, and adult parole accredited through the Am. Correctional Association.

Nebraska Correctional Center for Women (NCCW)

Maximum, Medium & Minimum Custody
Average Cost per Inmate per Year \$39,968
Denise Skrobecki, Warden
1107 Recharge Road
York, NE 68467-8003
(402) 362-3317

Nebraska Correctional Youth Facility (NCYF)
Maximum, Medium & Minimum Custody
Average Cost per Inmate per Year \$84,041
Ryan Mahr, Warden
2610 North 20th Street East
Omaha, NE 68110
(402) 595-2000

Nebraska State Penitentiary (NSP)
Maximum, Medium, Minimum Custody & Residential Treatment Community
Average Cost per Inmate per Year \$33,619
Diane Sabatka-Rine, Warden
4201 South 14th Street
Lincoln, NE 68542
(402) 471-3161

Omaha Correctional Center (OCC)
Medium & Minimum Custody
Average Cost per Inmate per Year \$29,367
Mike Kenney, Warden
2323 Avenue 'J'
Omaha, NE 68110
(402) 595-3964

Tecumseh State Correctional Institution (TSCI)
Maximum, Medium, Death Row & Intensive Management
Average Cost per Inmate per Year \$36,496
Brian Gage, Warden
2725 N. Highway 50
Tecumseh, NE 68450
(402) 335-5998

Work Ethic Camp, McCook (WEC)
Intensive Supervision Probationers & Minimum Custody
Average Cost per Offender (see below) *\$13,611
Pam Morello, Warden
2309 North Highway 83
McCook, NE 69001
(308) 345-8405

* WEC average cost is based on FY2012 avg number of offenders X avg length in program (which is 4.4 mo's).

Sentenced prisoners admitted and released from state or federal jurisdiction, by type, December 31, 2011

Jurisdiction	Admissions			Releases		
	Total	New court commitments	Parole violators	Total	Conditional releases	Unconditional releases
U.S. total	668,800	455,068	205,787	688,384	475,188	203,000
Federal	60,634	55,817	4,816	55,239	649	54,163
State	608,166	399,251	200,971	633,145	474,539	148,837
Colorado	9,455	5,133	4,319	9,367	7,708	1,223
Iowa	4,709	3,747	849	5,105	3,168	1,723
Kansas	4,954	3,831	1,123	4,671	3,483	1,161
Minnesota	7,214	4,462	2,752	7,734	6,686	1,030
Missouri	17,979	9,416	8,558	17,823	16,122	1,607
South Dakota	2,820	1,247	779	2,732	2,381	337
Wyoming	857	739	118	787	542	242


Source: Bureau of Justice Statistics, National Prisoner Statistics Program, 2011.

NEBRASKA DEPARTMENT of CORRECTIONAL SERVICES

May 31, 2013

Robert P. Houston, Director

Robin Spindler, Deputy Director,
Administrative Services
Frank Hopkins, Deputy Director, Institutions
Larry Wayne, Deputy Director,
Programs & Community Services
Randy Kohl, Deputy Director, Health Services
John McGovern, Deputy Director,
Cornhusker State Industries



Folsom & West Prospector Place, Building 1
Lincoln, NE 68522
(402) 471-2654
FAX: (402) 479-5623
www.corrections.nebraska.gov

MISSION STATEMENT

To serve and protect the public by providing control, humane care and program opportunities for those individuals placed in its custody and supervision, thereby facilitating their return to society as responsible persons.

INMATE POPULATION

May 31, 2013

POPULATION vs. DESIGN CAPACITY

	Design Capacity	Actual Population	% of Capacity
CCC-L	200	359	179.50%
CCC-O	90	173	192.22%
DEC	160	540	337.50%
LCC	308	496	161.04%
NCCW	275	244	88.73%
NCYF	68	71	104.41%
NSP	718	1277	177.86%
OCC	396	675	170.45%
TSCI	960	961	100.10%

TOTAL DCS: (excludes WEC inmates)
 5-31-13 3175 4796 151.06%
 5-31-12 3175 4519 142.33%

CRIME TYPE of POPULATION

Part I Offenses * 1960 40.9%
 Part II Offenses** 2836 59.1%
TOTAL POPULATION 4796

*1st Degree Murder, 2nd Degree Murder, Manslaughter,
 1st Degree Assault, 1st Degree Sexual Assault,
 1st Degree Sexual Assault of a Child, Robbery.

**All other offenses.

LIFE SENTENCES

Total Inmates Sentenced to Capital Punishment 11
 Total Inmates Sentenced to Life w/out Parole 237
 Total Inmates Sentenced to Life with Parole 98
 Total Inmates Sentenced to Life w/out Parole (6-30-12) 232

9202

FACILITY SUCCESS RATE (FY12)

81.0%

ADMIT STATUS of POPULATION - DEC

Admit Status	Population	% of Population
Sentenced	491	90.9%
90 Day Evaluator	8	1.5%
County Safekeeper	14	2.6%
Federal Safekeeper	25	4.6%
Interstate Transfer	2	0.4%
TOTAL POPULATION	540	

ADMIT STATUS of POPULATION - NCCW

Admit Status	Population	% of Population
Sentenced	238	97.5%
County Safekeeper	1	0.4%
Interstate Transfer	5	2.0%
TOTAL POPULATION	244	

(avg NCCW diag / eval unit pop is 40)

OFFENSE CATEGORY for MOST SERIOUS OFFENSE & PERCENT of TOTAL

Offense	Population	% of Population
Sex Offenses	824	18.2%
Drugs	637	14.1%
Assault	583	12.9%
Homicide	511	11.3%
Robbery	423	9.3%
Theft	362	8.0%
Burglary	329	7.3%
Motor Vehicle	307	6.8%
Weapons	182	4.0%
Fraud	116	2.6%
Other	106	2.3%
Morals	75	1.7%
Restraint	55	1.2%
Arson	23	0.5%

CUSTODY CLASSIFICATION

CUSTODY LEVEL	TOTAL PER CUSTODY LEVEL	% OF TOTAL
Maximum	1358	28.3%
Medium	1111	23.2%
Minimum	1227	25.6%
Community	608	12.7%
Unclassified*	492	10.3%
TOTAL	4796	

*Unclassified admissions to the Diagnostic & Evaluation Center are treated as maximum until classification is completed.

RANDOM DRUG TESTING PROGRAM

Baseline test 6/1991 - 17.35% tested positive
 2010 Average 1.50% tested positive
 2011 Average 1.40% tested positive
 2012 Average 1.19% tested positive

PAROLE POPULATION

May 31, 2013

Regular Sentence	1319	% of DCS Pop	20.89%
Interstate Transfers	207	(excluded)	
Re-Entry Furlough	74	(excluded)	

PAROLE SUCCESS RATE (FY12)

65.0%

Parole Eligible 1068 Avg. Time on Parole (FY12) 8.43 months

PAROLE RANDOM DRUG TESTING

Baseline test 1997 - 12.5% tested positive
 2010 Average 12.90% tested positive
 2011 Average 18.84% tested positive
 2012 Average 20.40% tested positive

PAROLE DISC SUCCESS RATE (FY12)

87.0%

(determined by the number of parolees that completed and discharged from parole and did not reoffend within 3 years of their parole discharge date)

WORK ETHIC CAMP

May 31, 2013

Design Capacity	Population Type	Actual Population	% of Capacity
100	Min. Custody ISP	126	131%
		5	
		131	

Estimated percent of sentenced prisoners under state and federal jurisdiction by sex, race, Hispanic origin, and age, December 31, 2011

Age group	Total ^{a,b}	Male			Females				
		All male ^{a,b}	White ^c	Black ^c	Hispanic	All female ^{a,b}	White ^c	Black ^c	Hispanic
Total ^d	1,537,415	1,433,741	465,100	555,300	331,500	103,674	51,100	26,000	18,400
18-19	1.5%	1.5%	0.9%	1.9%	1.7%	0.9%	0.6%	1.2%	1.1%
20-24	12.4	12.4	9.9	13.8	13.8	11.2	10.4	11.5	13.0
25-29	16.4	16.3	14.4	16.5	18.8	17.4	17.2	16.5	19.6
30-34	16.6	16.5	14.4	17.1	18.7	17.5	17.4	16.9	19.0
35-39	13.8	13.7	12.8	13.8	15.1	14.8	14.9	14.2	14.7
40-44	12.6	12.5	13.4	12.1	11.7	14.1	14.1	14.6	13.0
45-49	11.1	11.0	12.9	10.6	8.9	11.8	12.1	12.7	9.2
50-54	7.7	7.7	9.5	7.4	5.6	7.0	7.2	7.7	5.4
55-59	4.1	4.2	5.4	3.8	3.0	3.2	3.3	3.1	2.7
60-64	2.1	2.2	3.2	1.7	1.5	1.4	1.6	1.2	1.1
65 or older	1.7	1.8	3.0	1.0	1.1	0.9	1.0	0.8	0.5

^aDetail may not sum to total due to rounding.

^bIncludes American Indians, Alaska Natives, Asians, Native Hawaiians, other Pacific Islanders, and persons identifying two or more races.

^cExcludes persons of Hispanic or Latino origin.

^dIncludes persons age 17 or younger.

Sources: Bureau of Justice Statistics, National Prisoner Statistics Program, 2011; Federal Justice Statistics Program, 2011; National Corrections Reporting Program, 2010; and Survey of Inmates in State and Local Correctional Facilities, 2004.

INSTITUTIONS / PROGRAMS
2012

Average Cost Per Offender
(All facilities including Parole)
Nebraska FY 2012 \$28,179/Year

Adult Parole Administration (APA)
Average Cost per Parolee per Year \$3,318
Cathy Gibson-Beltz, Administrator
Folsom & West Prospector Place, Bldg. 15
Lincoln, NE 68522
(402) 471-2654

Community Corrections Center-Lincoln (CCC-L)
Community Custody
Average Cost per Inmate per Year \$19,377
Barbara Lawten, Warden
2720 West Van Dorn
Lincoln, NE 68522
(402) 471-0740

Community Corrections Center-Omaha (CCC-O)
Community Custody
Average Cost per Inmate per Year \$21,666
Charles West, Warden
2320 Avenue 'J'
Omaha, NE 68110
(402) 595-2010

Diagnostic & Evaluation Center (DEC)
Maximum Custody
Average Cost per Inmate per Year \$30,311
Fred Britten, Warden
3220 West Van Dorn
Lincoln, NE 68522
(402) 471-3330

Lincoln Correctional Center (LCC)
Maximum & Medium Custody
Average Cost per Inmate per Year \$40,455
Mario Peart, Warden
3216 West Van Dorn
Lincoln, NE 68522
(402) 471-2861

Nebraska was the tenth prison system in the nation having all adult facilities, industries, central office, staff training academy, and adult parole accredited through the American Correctional Association.

Nebraska Correctional Center for Women (NCCW)
Maximum, Medium & Minimum Custody
Average Cost per Inmate per Year \$39,968
Denise Skrobecki, Warden
1107 Recharge Road
York, NE 68467-8003
(402) 362-3317

Nebraska Correctional Youth Facility (NCYF)
Maximum, Medium & Minimum Custody
Average Cost per Inmate per Year \$84,041
Ryan Mahr, Warden
2610 North 20th Street East
Omaha, NE 68110
(402) 595-2000

Nebraska State Penitentiary (NSP)
Maximum, Medium, Minimum Custody & Residential Treatment Community
Average Cost per Inmate per Year \$33,619
Diane Sabatka-Rine, Warden
4201 South 14th Street
Lincoln, NE 68542
(402) 471-3161

Omaha Correctional Center (OCC)
Medium & Minimum Custody
Average Cost per Inmate per Year \$29,367
Mike Kenney, Warden
2323 Avenue 'J'
Omaha, NE 68110
(402) 595-3964

Tecumseh State Correctional Institution (TSCI)
Maximum, Medium, Death Row & Intensive Management
Average Cost per Inmate per Year \$36,496
Brian Gage, Warden
2725 N. Highway 50
Tecumseh, NE 68450
(402) 335-5998

Work Ethic Camp, McCook (WEC)
Intensive Supervision Probationers & Minimum Custody
Average Cost per Offender (see below) *\$13,611
Pam Morello, Warden
2309 North Highway 83
McCook, NE 69001
(308) 345-8405

* WEC average cost is based on FY2012 avg number of offenders X avg length in program (which is 4.4 mo's).


Lowest to highest change in prison populations, by jurisdiction of state or federal correctional authorities, December 31, 2009, 2010, and 2011

Jurisdiction	Population difference		Percent change		Population counts		
	2010-2011	2009-2010	2010-2011	2009-2010	2009	2010	2011
U.S. total	-15,023	-1,684	-0.9%	-0.1%	1,615,487	1,613,803	1,598,780
Colorado	-837	20	-3.7	0.1	22,795	22,815	21,978
Iowa	-339	642	-3.6	7.3	8,813	9,455	9,116
Minnesota	4	-190	0.0	-1.9	9,986	9,796	9,800
Nebraska	29	113	0.6	2.5	4,474	4,587	4,616
Wyoming	71	37	3.4	1.8	2,075	2,112	2,183
South Dakota	101	0	2.9	0.0	3,434	3,434	3,535
Missouri	210	60	0.7	0.2	30,563	30,623	30,833
Kansas	276	410	3.0	4.7	8,641	9,051	9,327
Federal ^a	6,591	1,653	3.1	0.8	208,118	209,771	216,362

Note: Jurisdiction refers to the legal authority of state or federal correctional officials over a prisoner regardless of where the prisoner is held. As of December 31, 2001, sentenced felons from the District of Columbia are the responsibility of the Federal Bureau of Prisons.
^aIncludes inmates held in nonsecure privately operated community corrections facilities and juveniles held in contract facilities.
 Source: Bureau of Justice Statistics, National Prisoner Statistics Program, 2000-2011.

NEBRASKA DEPARTMENT of CORRECTIONAL SERVICES
June 30, 2013

Robert P. Houston, Director
Robin Spindler, Deputy Director, Administrative Services
Frank Hopkins, Deputy Director, Institutions
Larry Wayne, Deputy Director, Programs & Community Services
Randy Kohl, Deputy Director, Health Services
John McGovern, Deputy Director, Cornhusker State Industries



Folsom & West Prospector Place, Building 1
Lincoln, NE 68522
(402) 471-2654
FAX: (402) 479-5623
www.corrections.nebraska.gov

MISSION STATEMENT
To serve and protect the public by providing control, humane care and program opportunities for those individuals placed in its custody and supervision, thereby facilitating their return to society as responsible persons.

INMATE POPULATION

June 30, 2013

POPULATION vs. DESIGN CAPACITY

	Design Capacity	Actual Population	% of Capacity
CCC-L	200	350	175.00%
CCC-O	90	161	178.89%
DEC	160	547	341.88%
LCC	308	502	162.99%
NCCW	275	266	96.73%
NCYF	68	66	97.06%
NSP	718	1245	173.40%
OCC	396	687	173.48%
TSCI	960	972	101.25%

TOTAL DCS: (excludes WEC inmates)
 6-30-13 3175 4796 151.06%
 6-30-12 3175 4504 141.86%

CRIME TYPE of POPULATION

Part I Offenses * 1960 40.9%
 Part II Offenses** 2836 59.1%
TOTAL POPULATION 4796

*1st Degree Murder, 2nd Degree Murder, Manslaughter,
 1st Degree Assault, 1st Degree Sexual Assault,
 1st Degree Sexual Assault of a Child, Robbery.

**All other offenses.

LIFE SENTENCES

Total Inmates Sentenced to Capital Punishment 11
 Total Inmates Sentenced to Life w/out Parole 240
 Total Inmates Sentenced to Life with Parole 98
 (6-30-13)
 Total Inmates Sentenced to Life w/out Parole 240

8202

FACILITY SUCCESS RATE (FY12)

81.0%

ADMIT STATUS of POPULATION - DEC

Admit Status	Population	% of Population
Sentenced	508	92.9%
90 Day Evaluator	7	1.3%
County Safekeeper	8	1.5%
Federal Safekeeper	23	4.2%
Interstate Transfer	1	0.2%
TOTAL POPULATION	547	

ADMIT STATUS of POPULATION - NCCW

Admit Status	Population	% of Population
Sentenced	261	98.1%
Interstate Transfer	5	1.9%
TOTAL POPULATION	266	

(avg NCCW diag / eval unit pop is 40)

OFFENSE CATEGORY for MOST SERIOUS OFFENSE & PERCENT of TOTAL

POPULATION CONFINED (6-30-12)

Offense	Population	% of Population
Sex Offenses	876	18.3%
Drugs	680	14.2%
Assault	605	12.6%
Homicide	516	10.8%
Robbery	432	9.0%
Theft	419	8.7%
Motor Vehicle	360	7.5%
Burglary	340	7.1%
Weapons	236	4.9%
Fraud	131	2.7%
Other	126	2.6%
Morals	70	1.5%
Restraint	47	1.0%
Atvson	35	0.7%

CUSTODY CLASSIFICATION

CUSTODY LEVEL	TOTAL PER CUSTODY LEVEL	% OF TOTAL
Maximum	1372	28.6%
Medium	1083	22.6%
Minimum	1266	26.4%
Community	591	12.3%
Unclassified*	484	10.1%
TOTAL	4796	

*Unclassified admissions to the Diagnostic & Evaluation Center are treated as maximum until classification is completed.

RANDOM DRUG TESTING PROGRAM

Baseline test 6/1991 - 17.35% tested positive
 2010 Average 1.50% tested positive
 2011 Average 1.40% tested positive
 2012 Average 1.19% tested positive

PAROLE POPULATION

June 30, 2013

Regular Sentence 1347 % of DCS Pop 21.21%
 Interstate Transfers 212 (excluded)
 Re-Entry Furlough 88 (excluded)

PAROLE SUCCESS RATE (FY12)

65.0%

Parole Eligible 1063 Avg. Time on Parole (FY12) 8.26 months

PAROLE RANDOM DRUG TESTING

Baseline test 1997 - 12.5% tested positive
 2010 Average 12.90% tested positive
 2011 Average 18.84% tested positive
 2012 Average 20.40% tested positive

PAROLE DISC SUCCESS RATE (FY12)

87.0%

(determined by the number of parolees that completed and discharged from parole and did not rediviate within 3 years of their parole discharge date)


WORK ETHIC CAMP

June 30, 2013

Design Capacity	Population	Actual Population	% of Capacity
100	Min. Custody ISP	122	124%
		2	
		124	

Firearm homicides, by sex, 1993-2010

Rate per 100,000 persons

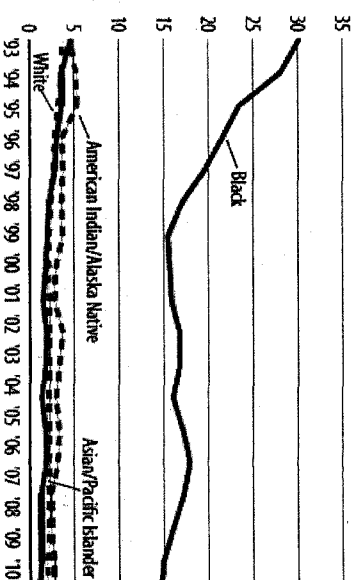


Note: See appendix table 6 for numbers and rates.

Source: Centers for Disease Control and Prevention, National Center for Injury Prevention and Control, Web-based Injury Statistics Query and Reporting System (NISQARS), 1993-2010. Retrieved March 2013 from www.cdc.gov/nipc/wisqars.

Firearm homicides, by race, 1993-2010

Rate per 100,000 persons



Note: See appendix table 8 for numbers and rates.

Source: Centers for Disease Control and Prevention, National Center for Injury Prevention and Control, Web-based Injury Statistics Query and Reporting System (NISQARS), 1993-2010. Retrieved March 2013 from www.cdc.gov/nipc/wisqars.

INSTITUTIONS / PROGRAMS

Average Cost Per Offender
(All facilities including Parole)
Nebraska FY 2012 \$28,179/year

Adult Parole Administration (APA)
Average Cost per Parolee per Year \$3,318
Cathy Gibson-Beltz, Administrator
Folsom & West Prospector Place, Bldg. 15
Lincoln, NE 68522
(402) 471-2654

Community Corrections Center-Lincoln (CCC-L)
Community Custody
Average Cost per Inmate per Year \$19,377
Barbara Lewien, Warden
2720 West Van Dorn
Lincoln, NE 68522
(402) 471-0740

Community Corrections Center-Omaha (CCC-O)
Community Custody
Average Cost per Inmate per Year \$21,666
Charles West, Warden
2320 Avenue 'J'
Omaha, NE 68110
(402) 595-2010

Diagnostic & Evaluation Center (DEC)
Maximum Custody
Average Cost per Inmate per Year \$30,311
Fred Britten, Warden
3220 West Van Dorn
Lincoln, NE 68522
(402) 471-3330

Lincoln Correctional Center (LCC)
Maximum & Medium Custody
Average Cost per Inmate per Year \$40,455
Mario Peart, Warden
3216 West Van Dorn
Lincoln, NE 68522
(402) 471-2861

Nebraska was the tenth prison system in the nation having all adult facilities, industries, central office, staff training academy, and adult parole accredited through the **American Correctional Association**.

Nebraska Correctional Center for Women (NCCW)

Maximum, Medium & Minimum Custody
Average Cost per Inmate per Year \$39,968
Denise Skrobecki, Warden
1107 Recharge Road
York, NE 68467-8003
(402) 362-3317

Nebraska Correctional Youth Facility (NCYF)
Maximum, Medium & Minimum Custody
Average Cost per Inmate per Year \$84,041
Ryan Mohr, Warden
2610 North 20th Street East
Omaha, NE 68110
(402) 595-2000

Nebraska State Penitentiary (NSP)
Maximum, Medium, Minimum Custody & Residential Treatment Community
Average Cost per Inmate per Year \$33,619
Diane Sabatka-Rife, Warden
4201 South 14th Street
Lincoln, NE 68542
(402) 471-3161

Omaha Correctional Center (OCC)
Medium & Minimum Custody
Average Cost per Inmate per Year \$29,367
Mike Kenney, Warden
2323 Avenue 'J'
Omaha, NE 68110
(402) 595-3964

Tecumseh State Correctional Institution (TSCI)
Maximum, Medium, Death Row & Intensive Management
Average Cost per Inmate per Year \$36,496
Brian Gage, Warden
2725 N. Highway 50
Tecumseh, NE 68450
(402) 335-5998

Work Ethic Camp, McCook (WEC)
Intensive Supervision Probationers & Minimum Custody
Average Cost per Offender (see below) *\$13,611
Pam Morello, Warden
2309 North Highway 83
McCook, NE 69001
(308) 345-8405


* WEC average cost is based on FY2012 avg number of offenders X avg length in program (which is 4.4 mo's).

Numbers and rates for figure 3: Firearm homicides, by sex, 1993-2010

Year	Number		Rate per 100,000 persons	
	Male	Female	Male	Female
1993	15,278	3,025	12.0	2.3
1994	14,766	2,761	11.5	2.1
1995	13,021	2,530	10.0	1.9
1996	11,735	2,302	8.9	1.7
1997	11,147	2,105	8.4	1.5
1998	9,771	2,027	7.2	1.4
1999	8,944	1,884	6.5	1.3
2000	9,006	1,795	6.5	1.3
2001	9,532	1,816	6.8	1.3
2002	9,899	1,930	7.0	1.3
2003	10,126	1,794	7.1	1.2
2004	9,921	1,703	6.9	1.1
2005	10,561	1,791	7.3	1.2
2006	10,886	1,905	7.4	1.3
2007	10,767	1,865	7.3	1.2
2008	10,361	1,818	6.9	1.2
2009	9,615	1,878	6.4	1.2
2010	9,340	1,738	6.2	1.1

Source: Centers for Disease Control and Prevention, National Center for Injury Prevention and Control, Web-based Injury Statistics Query and Reporting System (WISQARS), 1993-2010. Retrieved March 2013 from www.cdc.gov/nipc/wisqars.

FIGURE 11
Nonfatal firearm injuries, 2001-2011



Note: See appendix table 20 for numbers and standard errors.
Interpret with caution. Estimate based on fewer than 20 NESS cases (based on unweighted data), national estimates less than 1,200 (based on weighted data), or the coefficient of variation (CV) of the estimate greater than 30%.
Source: Consumer Product Safety Commission, National Electronic Injury Surveillance System All Injury Program (NEISS-AP), 2001-2011. Accessed from the National Center for Injury Prevention and Control, CDC.

NEBRASKA DEPARTMENT of CORRECTIONAL SERVICES

July 31, 2013

Robert P. Houston, Director

Robin Spindler, Deputy Director,
Administrative Services
Frank Hopkins, Deputy Director, Institutions
Larry Wayne, Deputy Director,
Programs & Community Services
Randy Kohl, Deputy Director, Health Services
John McGovern, Deputy Director,
Cornhusker State Industries



Folsom & West Prospector Place, Building 1
Lincoln, NE 68522
(402) 471-2654
FAX: (402) 479-5623
www.corrections.nebraska.gov

MISSION STATEMENT

To serve and protect the public by providing control, humane care and program opportunities for those individuals placed in its custody and supervision, thereby facilitating their return to society as responsible persons.

INMATE POPULATION

July 31, 2013

POPULATION vs. DESIGN CAPACITY

	Design Capacity	Actual Population	% of Capacity
CCC-L	200	356	178.00%
CCC-O	90	164	182.22%
DEC	160	441	275.63%
LCC	308	494	160.39%
NCCW	275	270	98.18%
NCYF	68	60	88.24%
NSP	718	1296	180.50%
OCC	396	721	182.07%
TSCI	960	965	100.52%

TOTAL DCS: (excludes WEC inmates)
 7-31-13 3175 4767 150.14%
 7-31-12 3175 4458 140.41%

CRIME TYPE OF POPULATION

Part I Offenses *	1955	41.0%
Part II Offenses **	2812	59.0%
TOTAL POPULATION	4767	

*1st Degree Murder, 2nd Degree Murder, Manslaughter,
 1st Degree Assault, 1st Degree Sexual Assault,
 1st Degree Sexual Assault of a Child, Robbery.

**All other offenses.

LIFE SENTENCES

Total Inmates Sentenced to Capital Punishment	11
Total Inmates Sentenced to Life w/out Parole	240
Total Inmates Sentenced to Life with Parole	98
(6-30-13)	
Total Inmates Sentenced to Life w/out Parole	240

0302

FACILITY SUCCESS RATE (FY12)

81.0%

ADMIT STATUS OF POPULATION - DEC

Admit Status	Population	% of Population
Sentenced	401	91.0%
90 Day Evaluator	5	1.1%
County Safekeeper	13	2.9%
Federal Safekeeper	22	5.0%
TOTAL POPULATION	441	

ADMIT STATUS OF POPULATION - NCCW

Admit Status	Population	% of Population
Sentenced	263	97.4%
90 Day Evaluator	1	0.4%
County Safekeeper	1	0.4%
Interstate Transfer	5	1.9%
TOTAL POPULATION	270	

(avg NCCW diag / eval unit pop is 40)

OFFENSE CATEGORY for MOST SERIOUS OFFENSE & PERCENT of TOTAL

POPULATION CONFINED (6-30-13)

Offense	Population	% of Population
Sex Offenses	876	18.3%
Drugs	680	14.2%
Assault	605	12.6%
Homicide	516	10.8%
Robbery	432	9.0%
Theft	419	8.7%
Motor Vehicle	360	7.5%
Burglary	340	7.1%
Weapons	236	4.9%
Fraud	131	2.7%
Other	126	2.6%
Morals	70	1.5%
Restraint	47	1.0%
Arson	35	0.7%

CUSTODY CLASSIFICATION

CUSTODY LEVEL	TOTAL PER CUSTODY LEVEL	% OF TOTAL
Maximum	1357	28.5%
Medium	1106	23.2%
Minimum	1308	27.4%
Community	596	12.5%
Unclassified*	400	8.4%
TOTAL	4767	

*Unclassified admissions to the Diagnostic & Evaluation Center are treated as maximum until classification is completed.

RANDOM DRUG TESTING PROGRAM

Baseline test 6/1991 - 17.35% tested positive
 2011 Average 1.40% tested positive
 2012 Average 1.19% tested positive
 2013 1st Qt. Avg. 0.66% tested positive

PAROLE POPULATION

July 31, 2013

Regular Sentence	1322	% of DCS Pop	20.99%
Interstate Transfers	208	(excluded)	
Re-Entry Furlough	86	(excluded)	

PAROLE SUCCESS RATE (FY12)

65.0%

Parole Eligible 1046 Avg. Time on Parole (FY13) 8.27 months

PAROLE RANDOM DRUG TESTING

Baseline test 1997 - 12.5% tested positive
 2011 Average 18.84% tested positive
 2012 Average 20.40% tested positive
 2013 1st Qt. Avg. 19.79% tested positive

PAROLE DISC SUCCESS RATE (FY12)

87.0%

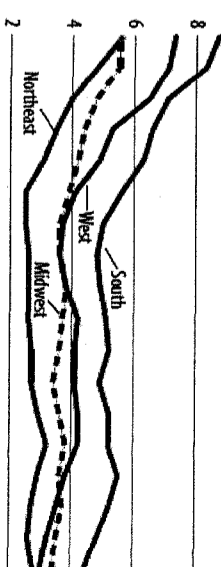
(determined by the number of parolees that completed and discharged from parole and did not re-arrest within 3 years of their parole discharge date)

WORK ETHIC CAMP

July 31, 2013

Design Capacity	Population	Actual Population	% of Capacity
100	Min. Custody ISP	120	123%
		3	
		123	

Firearm homicides, by region, 1993-2011
 Rate per 100,000 persons



Note: See appendix table 13 for numbers and rates.

Source: Centers for Disease Control and Prevention, National Center for Injury Prevention and Control, Web-based Injury Statistics Query and Reporting System (WISQARS), 1993-2010. Retrieved March 2013 from www.cdc.gov/nipc/wisqars/.

Source of firearms possessed by state prison inmates at time of offense, 1997 and 2004

Source of firearm	1997	2004
Total	100%	100%
Purchased or traded from—	14.0%	11.3%
Retail store	8.2	7.3
Pawnshop	4.0	2.6
Flea market	1.0	0.6
Gun show	0.8	0.8
Family or friend	40.1%	37.4%
Purchased or traded	12.6	12.2
Rented or borrowed	18.9	14.1
Other	8.5	11.1
Street/illegal source	37.3%	40.0%
Theft or burglary	9.1	7.5
Drug dealer/off street	20.3	25.2
Fence/black market	8.0	7.4
Other	8.2%	11.2%

Note: Includes only inmates with a current conviction. Estimates may differ from previously published BJS reports to account for differences in the 1997 and 2004 inmate survey questionnaires, the analytical methodology used in 1997 was revised to ensure comparability with the 2004 survey.

Source: Bureau of Justice Statistics, Survey of Inmates in State and Federal Correctional Facilities, 1997 and 2004.

INSTITUTIONS / PROGRAMS

2013

Average Cost Per Offender
(All facilities including Parole)
Nebraska FY 2013 \$26,046/year

Adult Parole Administration (APA)
Average Cost per Parolee per Year \$3,019
Cathy Gibson-Beltz, Administrator
Folsom & West Prospector Place, Bldg. 15
Lincoln, NE 68522
(402) 471-2654

Community Corrections Center-Lincoln (CCC-L)
Community Custody
Average Cost per Inmate per Year \$17,197
Barbara Lewien, Warden
2720 West Van Dorn
Lincoln, NE 68522
(402) 471-0740

Community Corrections Center-Omaha (CCC-O)
Community Custody
Average Cost per Inmate per Year \$19,168
Charles West, Warden
2320 Avenue 'J'
Omaha, NE 68110
(402) 595-2010

Diagnostic & Evaluation Center (DEC)
Maximum Custody
Average Cost per Inmate per Year \$28,423
Fred Britten, Warden
3220 West Van Dorn
Lincoln, NE 68522
(402) 471-3330

Lincoln Correctional Center (LCC)
Maximum & Medium Custody
Average Cost per Inmate per Year \$40,072
Mario Peart, Warden
3216 West Van Dorn
Lincoln, NE 68522
(402) 471-2861

Nebraska was the tenth prison system in the nation having all adult facilities, industries, central office, staff training academy, and adult parole accredited through the American Correctional Association.

Nebraska Correctional Center for Women (NCCW)

Maximum, Medium & Minimum Custody
Average Cost per Inmate per Year \$42,100
Denise Skrobecki, Warden
1107 Recharge Road
York, NE 68467-8003
(402) 362-3317

Nebraska Correctional Youth Facility (NCYF)
Maximum, Medium & Minimum Custody
Average Cost per Inmate per Year \$90,039
Ryan Mahr, Warden
2610 North 20th Street East
Omaha, NE 68110
(402) 595-2000

Nebraska State Penitentiary (NSP)
Maximum, Medium, Minimum Custody & Residential Treatment Community
Average Cost per Inmate per Year \$32,854
Diane Sabatka-Rine, Warden
4201 South 14th Street
Lincoln, NE 68542
(402) 471-3161

Omaha Correctional Center (OCC)
Medium & Minimum Custody
Average Cost per Inmate per Year \$28,553
Mike Kenney, Warden
2323 Avenue 'J'
Omaha, NE 68110
(402) 595-3964

Tecumseh State Correctional Institution (TSCI)
Maximum, Medium, Death Row & Intensive Management
Average Cost per Inmate per Year \$34,664
Brian Gage, Warden
2725 N. Highway 50
Tecumseh, NE 68450
(402) 335-5998

Work Ethic Camp, McCook (WEC)
Intensive Supervision Probationers & Minimum Custody
*Average Cost per Offender (see below) *\$15,354
Pam Morello, Warden
2309 North Highway 83
McCook, NE 69001
(308) 345-8405

* WEC average cost is based on FY2013 avg number of offenders X avg length in program (which is 4.4 mo's).

Number and rate of violent victimization, by sex and age of victim, 2010

Victim characteristic	Population	Victimizations		Victims		Mean number of victimizations per victim
		Number	Rate ^a	Number	Rate ^b	
Sex						
Male	124,987,510	2,510,530	20.1	1,429,390	11.4	1.8
Female	130,974,430	2,425,460	18.5	1,323,770	10.1	1.8
Age						
12-17	24,435,530	687,530	28.1	420,410	17.2	1.6
18-24	29,867,010	1,012,050	33.9	593,060	19.9	1.7
25-34	41,712,030	1,238,640	29.7	577,270	13.8	2.1
35 or older	159,947,370	1,997,760	12.5	1,162,430	7.3	1.7

Note: See appendix table 10 for standard errors.

^aNumber of victimizations per 1,000 persons age 12 or older that occurred during the year.

^bNumber of persons age 12 or older per 1,000 who experienced at least one victimization during the year.

Source: Bureau of Justice Statistics, National Crime Victimization Survey, 2010.

NEBRASKA DEPARTMENT of CORRECTIONAL SERVICES

August 31, 2013

Robert P. Houston, Director

Robin Spindler, Deputy Director,
Administrative Services
Frank Hopkins, Deputy Director, Institutions
Larry Wayne, Deputy Director,
Programs & Community Services
Randy Kohl, Deputy Director, Health Services
John McGovern, Deputy Director,
Cornhusker State Industries



Folsom & West Prospector Place, Building 1
Lincoln, NE 68522
(402) 471-2654
FAX: (402) 479-5623
www.corrections.nebraska.gov

MISSION STATEMENT

To serve and protect the public by providing control, humane care and program opportunities for those individuals placed in its custody and supervision, thereby facilitating their return to society as responsible persons.

INMATE POPULATION

August 31, 2013

POPULATION vs. DESIGN CAPACITY

	Design Capacity	Actual Population	% of Capacity
CCC-L	200	357	178.50%
CCC-O	90	170	188.89%
DEC	160	402	251.25%
LCC	308	479	155.19%
NCCW	275	273	99.27%
NCF	68	62	91.18%
NSP	718	1306	181.89%
OCC	396	742	187.37%
TSCI	960	957	99.69%

TOTAL DCS: (excludes WEC Inmates)

7-31-13	3175	4748	149.54%
7-31-12	3175	4497	141.64%

CRIME TYPE of POPULATION

Part I Offenses *	1963	41.3%
Part II Offenses**	2785	58.7%
TOTAL POPULATION	4748	

*1st Degree Murder, 2nd Degree Murder, Manslaughter, 1st Degree Assault, 1st Degree Sexual Assault, 1st Degree Sexual Assault of a Child, Robbery.

**All other offenses.

LIFE SENTENCES

Total Inmates Sentenced to Capital Punishment	11
Total Inmates Sentenced to Life w/out Parole	242
Total Inmates Sentenced to Life with Parole (6-30-13)	95
Total Inmates Sentenced to Life w/out Parole	240

2 C 02

FACILITY SUCCESS RATE (FY12)

81.0%

ADMIT STATUS of POPULATION - DEC

Admit Status	Population	% of Population
Sentenced	361	89.8%
90 Day Evaluator	8	1.9%
County Safekeeper	14	3.5%
Federal Safekeeper	19	4.7%
TOTAL POPULATION	402	

ADMIT STATUS of POPULATION - NCCW

Admit Status	Population	% of Population
Sentenced	264	96.7%
90 Day Evaluator	1	0.4%
County Safekeeper	3	1.1%
Interstate Transfer	5	1.8%
TOTAL POPULATION	273	

(avg NCCW diag / eval unit pop is 40)

OFFENSE CATEGORY for MOST SERIOUS OFFENSE & PERCENT of TOTAL

POPULATION CONFINED (6-30-13)

Offense	Population	% of Population
Sex Offenses	876	18.3%
Drugs	680	14.2%
Assault	605	12.6%
Homicide	516	10.8%
Robbery	432	9.0%
Theft	419	8.7%
Motor Vehicle	360	7.5%
Burglary	340	7.1%
Weapons	236	4.9%
Fraud	131	2.7%
Other	126	2.6%
Morals	70	1.5%
Restraint	47	1.0%
Arson	35	0.7%

CUSTODY CLASSIFICATION

CUSTODY LEVEL	TOTAL PER CUSTODY LEVEL	% OF TOTAL
Maximum	1323	27.9%
Medium	1089	22.9%
Minimum	1367	28.8%
Community	596	12.6%
Unclassified*	373	7.9%
TOTAL	4748	

*Unclassified admissions to the Diagnostic & Evaluation Center are treated as maximum until classification is completed.

RANDOM DRUG TESTING PROGRAM

Baseline test 6/1991 - 17.35% tested positive
2011 Average 1.40% tested positive
2012 Average 1.19% tested positive
2013 1 st Half Avg. 0.73% tested positive

PAROLE POPULATION

August 31, 2013

Regular Sentence	1319	% of DCS Pop	20.98%
Interstate Transfers	209	(excluded)	
Re-Entry Furlough	86	(excluded)	

PAROLE SUCCESS RATE (FY12)

65.0%

Parole Eligible	1028	Avg. Time on Parole (FY13)	8.27 months
-----------------	------	----------------------------	-------------

PAROLE RANDOM DRUG TESTING

Baseline test 1997 - 12.5% tested positive
2011 Average 18.84% tested positive
2012 Average 20.40% tested positive
2013 1 st Qt. Avg. 19.79% tested positive

PAROLE DISC SUCCESS RATE (FY12)

87.0%

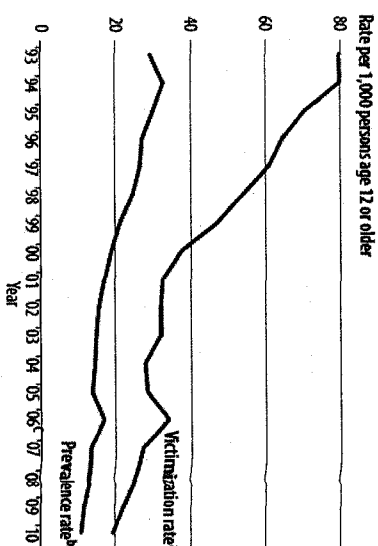
(determined by the number of paroles that completed and discharged from parole and did not rediviate within 3 years of their parole discharge date)

WORK ETHIC CAMP

August 31, 2013

Design Capacity	Population	Actual Population	% of Capacity
100	Min. Custody ISP	134	137%
		3	
		137	

Total violent victimization rate and prevalence rate, 1993-2010



Note: See appendix table 1 for population estimates, and standard errors.

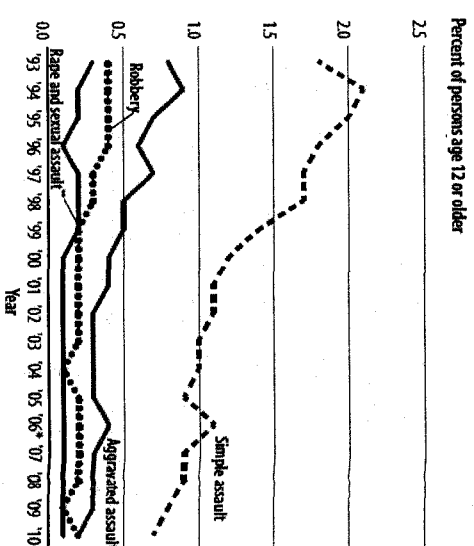
*Number of victimizations per 1,000 persons age 12 or older that occurred during the year.

†Number of persons per 1,000 age 12 or older who experienced at least one victimization during the year.

Due to methodological changes in the 2006 NCVS, use caution when comparing 2006 criminal victimization estimates to other years. See *Criminal Victimization, 2007*, www.bjs.gov, for more information.

Source: Bureau of Justice Statistics, National Crime Victimization Survey, 1993-2010.

Percent victimized of persons age 12 or older, by type of violent crime, 1993-2010



Note: Includes persons age 12 or older. See appendix table 9 for rate estimates and standard errors.

*Due to methodological changes in the 2006 NCVS, use caution when comparing 2006 criminal victimization estimates to other years. See *Criminal Victimization, 2007*, www.bjs.gov, for more information.

**Includes females only.

Source: Bureau of Justice Statistics, National Crime Victimization Survey, 1993-2010.

INSTITUTIONS / PROGRAMS

Average Cost Per Offender
(All facilities including Parole)
Nebraska FY 2013 \$26,046/Year

Adult Parole Administration (APA)

Average Cost per Parolee per Year \$3,019
Cathy Gibson-Beltz, Administrator
Folsom & West Prospector Place, Bldg. 15
Lincoln, NE 68522
(402) 471-2654

Community Corrections Center-Lincoln (CCC-L)

Community Custody
Average Cost per Inmate per Year \$17,197
Barbara Lewien, Warden
2720 West Van Dorn
Lincoln, NE 68522
(402) 471-0740

Community Corrections Center-Omaha (CCC-O)

Community Custody
Average Cost per Inmate per Year \$19,168
Charles West, Warden
2320 Avenue 'J'
Omaha, NE 68110
(402) 595-2010

Diagnostic & Evaluation Center (DEC)

Maximum Custody
Average Cost per Inmate per Year \$28,423
Fred Britten, Warden
3220 West Van Dorn
Lincoln, NE 68522
(402) 471-3330

Lincoln Correctional Center (LCC)

Maximum & Medium Custody
Average Cost per Inmate per Year \$40,072
Mario Peart, Warden
3216 West Van Dorn
Lincoln, NE 68522
(402) 471-2861

Nebraska was the tenth prison system in the nation having all adult facilities, industries, central office, staff training academy, and adult parole accredited through the American Correctional Association.

Nebraska Correctional Center for Women (NCCW)

Maximum, Medium & Minimum Custody
Average Cost per Inmate per Year \$42,100
Denise Skrobecki, Warden
1107 Recharge Road
York, NE 68467-8003
(402) 362-3317

Nebraska Correctional Youth Facility (NCYF)

Maximum, Medium & Minimum Custody
Average Cost per Inmate per Year \$90,039
Ryan Mahr, Warden
2610 North 20th Street East
Omaha, NE 68110
(402) 595-2000

Nebraska State Penitentiary (NSP)

Maximum, Medium, Minimum Custody & Residential Treatment Community
Average Cost per Inmate per Year \$32,854
Diane Sabatka-Rine, Warden
4201 South 14th Street
Lincoln, NE 68542
(402) 471-3161

Omaha Correctional Center (OCC)

Medium & Minimum Custody
Average Cost per Inmate per Year \$28,553
Rich Crutchshank, Acting Warden
2323 Avenue 'J'
Omaha, NE 68110
(402) 595-3964

Tecumseh State Correctional Institution (TSCI)

Maximum, Medium, Death Row & Intensive Management
Average Cost per Inmate per Year \$34,664
Brian Gage, Warden
2725 N. Highway 50
Tecumseh, NE 68450
(402) 335-5998

Work Ethic Camp, McCook (WEC)

Intensive Supervision Probationers & Minimum Custody
*Average Cost per Offender (see below) \$15,354
Pam Morello, Warden
2309 North Highway 83
McCook, NE 69001
(308) 345-8405

* WEC average cost is based on FY2013 avg number of offenders X avg length in program (which is 4.4 mo's).

Distribution of Life and LWOP Sentences by State, 2012

State	Life with Parole	LWOP	2012 Total	Prison Population	Percent of Prison Population
Colorado	2,015	608	2,621	20,828	12.7%
Iowa	45	635	680	8,244	8.2%
Kansas	1,040	21	1,061	9,318	11.4%
Minnesota	428	102	528	9,501	5.6%
Missouri	1,744	1,063	2,807	31,057	9.0%
Nebraska	95	236	331	4,782	6.9%
South Dakota	0	181	181	3,648	5.0%
Wyoming	154	28	182	1,987	9.2%
FEDERAL	1,362	4,058	5,420	218,630	2.5%
TOTAL	110,439	49,081	159,520	1,506,934	10.6%

Notes: Hawaii and Virginia did not respond to several requests for data in 2012; therefore, 2008 figures are provided for these states. The federal system eliminated parole in 1987; the parole-eligible lifers listed here were convicted before 1987.

Source: The Sentencing Project

NEBRASKA DEPARTMENT of CORRECTIONAL SERVICES

September 30, 2013

Michael L. Kenney, Director

Robin Spindler, Deputy Director,
Administrative Services
Frank Hopkins, Deputy Director, Institutions
Larry Wayne, Deputy Director,
Programs & Community Services
Randy Kohl, Deputy Director, Health Services
John McGovern, Deputy Director,
Cornhusker State Industries



Folsom & West Prospector Place, Building 1
Lincoln, NE 68522
(402) 471-2654
FAX: (402) 479-5623
www.corrections.nebraska.gov

MISSION STATEMENT

To serve and protect the public by providing control, humane care and program opportunities for those individuals placed in its custody and supervision, thereby facilitating their return to society as responsible persons.

INMATE POPULATION

September 30, 2013

POPULATION vs. DESIGN CAPACITY

	Design Capacity	Actual Population	% of Capacity
CCCL	200	352	176.00%
CCC-O	90	163	181.11%
DEC	160	396	247.50%
LCC	308	488	158.44%
NCCW	275	275	100.00%
NCYF	68	64	94.12%
NSP	718	1311	182.59%
OCC	396	752	189.90%
TSCI	960	961	100.10%

TOTAL DCS: (excludes WEC Inmates)
 9-30-13 3175 4762 149.98%
 9-30-12 3175 4511 142.08%

CRIME TYPE OF POPULATION

Part I Offenses * 1960 41.2%
 Part II Offenses** 2801 58.8%
TOTAL POPULATION 4762

*1st Degree Murder, 2nd Degree Murder, Manslaughter,
 1st Degree Assault, 1st Degree Sexual Assault,
 1st Degree Sexual Assault of a Child, Robbery.

**All other offenses.

LIFE SENTENCES

Total Inmates Sentenced to Capital Punishment 11
 Total Inmates Sentenced to Life w/out Parole 244
 Total Inmates Sentenced to Life with Parole 90
 (6-30-13)
 Total Inmates Sentenced to Life w/out Parole 240

FC02

FACILITY SUCCESS RATE (FY12)

81.0%

ADMIT STATUS of POPULATION - DEC

Admit Status	Population	% of Population
Sentenced	357	90.2%
90 Day Evaluator	10	2.5%
County Safekeeper	12	3.0%
Federal Safekeeper	17	4.3%
TOTAL POPULATION	396	

ADMIT STATUS of POPULATION - NCCW

Admit Status	Population	% of Population
Sentenced	263	95.6%
90 Day Evaluator	1	0.4%
County Safekeeper	6	2.2%
Interstate Transfer	5	1.8%
TOTAL POPULATION	275	

(avg NCCW diag / eval unit pop is 40)

OFFENSE CATEGORY for MOST SERIOUS OFFENSE & PERCENT of TOTAL

POPULATION CONFINED (6-30-13)

Offense	Population	% of Population
Sex Offenses	876	18.3%
Drugs	680	14.2%
Assault	605	12.6%
Homicide	516	10.8%
Robbery	432	9.0%
Theft	419	8.7%
Motor Vehicle	360	7.5%
Burglary	340	7.1%
Weapons	236	4.9%
Fraud	131	2.7%
Other	126	2.6%
Morals	70	1.5%
Restraint	47	1.0%
Arson	35	0.7%

CUSTODY CLASSIFICATION

CUSTODY LEVEL	TOTAL PER CUSTODY LEVEL	% OF TOTAL
Maximum	1365	28.7%
Medium	1104	23.2%
Minimum	1358	28.5%
Community	574	12.1%
Unclassified*	361	7.6%
TOTAL	4762	

*Unclassified admissions to the Diagnostic & Evaluation Center are treated as maximum until classification is completed.

RANDOM DRUG TESTING PROGRAM

Baseline test 6/1991 - 17.35% tested positive
 2011 Average 1.40% tested positive
 2012 Average 1.19% tested positive
 2013 1st Half Avg. 0.73% tested positive

PAROLE POPULATION

September 30, 2013

Regular Sentence	1304	% of DCS Pop	20.73%
Interstate Transfers	206	(excluded)	
Re-Entry Furlough	68	(excluded)	

PAROLE SUCCESS RATE (FY12)

65.0%

Parole Eligible 1038 Avg. Time on Parole (FY13) 8.27 months

PAROLE RANDOM DRUG TESTING

Baseline test 1997 - 12.5% tested positive
 2011 Average 18.84% tested positive
 2012 Average 20.40% tested positive
 2013 1st Qt. Avg. 19.79% tested positive

PAROLE DISC SUCCESS RATE (FY12)

87.0%

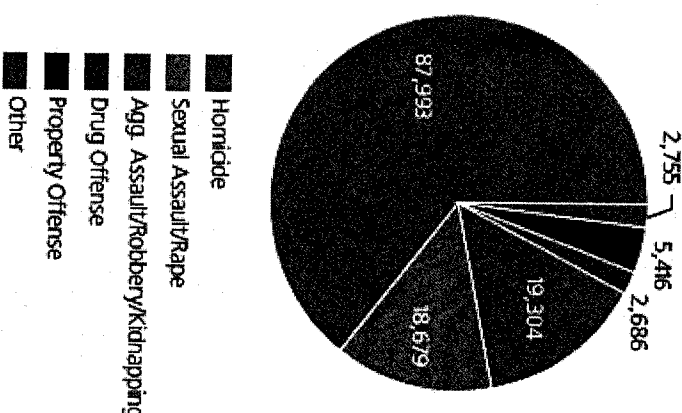
(determined by the number of parolees that completed and discharged from parole and did not rediviate within 3 years of their parole discharge date)

WORK ETHIC CAMP

September 30, 2013

Design Capacity	Population Type	Actual Population	% of Capacity
100	Min. Custody ISP	151	155%
		4	
		155	

Crime of Conviction for Life-Sentenced Population



National Distribution of Crime of Conviction among Lifers

Crime	% Life-Sentenced
Homicide	64.3%
Sexual Assault/Rape	13.7%
Aggravated Assault/Robbery/Kidnapping	14.1%
Drug Offense	2.0%
Property Offense	4.0%
Other	2.0%

Source: The Sentencing Project

INSTITUTIONS / PROGRAMS

2035

Average Cost Per Offender
(All facilities including Parole)
Nebraska FY 2013 \$26,046/year

Adult Parole Administration (APA)

Average Cost per Parolee per Year \$3,019
Cathy Gibson-Beltz, Administrator
Folsom & West Prospector Place, Bldg. 15
Lincoln, NE 68522
(402) 471-2654

Community Corrections Center-Lincoln (CCC-L)

Community Custody
Average Cost per Inmate per Year \$17,197
Barbara Lewien, Warden
2720 West Van Dorn
Lincoln, NE 68522
(402) 471-0740

Community Corrections Center-Omaha (CCC-O)

Community Custody
Average Cost per Inmate per Year \$19,168
Charles West, Warden
2320 Avenue 'J'
Omaha, NE 68110
(402) 595-2010

Diagnostic & Evaluation Center (DEC)

Maximum Custody
Average Cost per Inmate per Year \$28,423
Fred Britten, Warden
3220 West Van Dorn
Lincoln, NE 68522
(402) 471-3330

Lincoln Correctional Center (LCC)

Maximum & Medium Custody
Average Cost per Inmate per Year \$40,072
Mario Peart, Warden
3216 West Van Dorn
Lincoln, NE 68522
(402) 471-2861

Nebraska was the tenth prison system in the nation having all adult facilities, industries, central office, staff training academy, and adult parole accredited through the American Correctional Association.

Nebraska Correctional Center for Women (NCCW)

Maximum, Medium & Minimum Custody
Average Cost per Inmate per Year \$42,100
Denise Skrobecki, Warden
1107 Recharge Road
York, NE 68467-8003
(402) 362-3317

Nebraska Correctional Youth Facility (NCYF)

Maximum, Medium & Minimum Custody
Average Cost per Inmate per Year \$90,039
Ryan Mahr, Warden
2610 North 20th Street East
Omaha, NE 68110
(402) 595-2000

Nebraska State Penitentiary (NSP)

Maximum, Medium, Minimum Custody & Residential Treatment Community
Average Cost per Inmate per Year \$32,854
Diane Sabatka-Rine, Warden
4201 South 14th Street
Lincoln, NE 68542
(402) 471-3161

Omaha Correctional Center (OCC)

Medium & Minimum Custody
Average Cost per Inmate per Year \$28,553
Rich Cruickshank, Acting Warden
2323 Avenue 'J'
Omaha, NE 68110
(402) 595-3964

Tecumseh State Correctional Institution (TSCI)

Maximum, Medium, Death Row & Intensive Management
Average Cost per Inmate per Year \$34,664
Brian Gage, Warden
2725 N. Highway 50
Tecumseh, NE 68450
(402) 335-5998

Work Ethic Camp, McCook (WEC)

Intensive Supervision Probationers & Minimum Custody
Average Cost per Offender (see below) *\$15,354
Pam Morello, Warden
2309 North Highway 83
McCook, NE 69001
(308) 345-8405

* WEC average cost is based on FY2013 avg number of offenders X avg length in program (which is 4.4 mo's).

State prison medical expenditures, FY 2001 and 2008

Region	Medical expenditures (in thousands)			State prison population (custody)			Per capita medical expenditures		
	2008	2001	Percent change	2008	2001	Percent change	2008	2001	Percent change
Midwest									
Colorado	95,047	61,042	55.7	17,937	14,888	20.5	5,299	4,100	29.2
Iowa	35,224	23,448	50.2	8,723	7,962	9.6	4,038	2,945	37.1
Minnesota	53,498	35,717	49.8	8,419	6,406	31.4	6,354	5,576	14.0
Missouri	116,786	70,439	65.8	30,137	28,575	5.5	3,875	2,465	57.2
Nebraska	27,964	17,405	60.7	4,470	3,915	14.2	6,256	4,446	40.7
South Dakota	14,609	7,667	90.5	3,337	2,764	20.7	4,378	2,774	57.8

Note: Government expenditures for fiscal years preceding 2010 were inflation-adjusted to 2010 dollars, as appropriate for state spending. See *Methodology*. Excludes Georgia, Kansas, Kentucky, New Mexico, Vermont, and Wyoming.

Source: U.S. Census Bureau, Annual Survey of State Government Finances, 2001 and 2008; state agencies responsible for corrections expenditures, and Bureau of Justice Statistics, National Prisoner Statistics Program, 2001 and 2008.

NEBRASKA DEPARTMENT of CORRECTIONAL SERVICES

October 31, 2013

Michael L. Kenney, Director

Robin Spindler, Deputy Director,
Administrative Services
Frank Hopkins, Deputy Director, Institutions
Larry Wayne, Deputy Director,
Programs & Community Services
Randy Kohl, Deputy Director, Health Services
John McGovern, Deputy Director,
Cornhusker State Industries



Folsom & West Prospector Place, Building 1
Lincoln, NE 68522
(402) 471-2654
FAX: (402) 479-5623
www.corrections.nebraska.gov

MISSION STATEMENT

To serve and protect the public by providing control, humane care and program opportunities for those individuals placed in its custody and supervision, thereby facilitating their return to society as responsible persons.

INMATE POPULATION

October 31, 2013

POPULATION vs. DESIGN CAPACITY

	Design Capacity	Actual Population	% of Capacity
CCC-L	200	365	182.50%
CCC-O	90	149	165.56%
DEC	160	430	268.75%
LCC	308	484	157.14%
NCCW	275	273	99.27%
NCCYF	68	65	95.59%
NSP	718	1297	180.64%
OCC	396	749	189.14%
TSCI	960	970	101.04%

TOTAL DCS: (excludes WEC Inmates)
 10-31-13 3175 4782 150.61%
 10-31-12 3175 4529 142.65%

CRIME TYPE OF POPULATION

Part I Offenses * 1958 40.9%
 Part II Offenses ** 2824 59.1%
TOTAL POPULATION 4782

*1st Degree Murder, 2nd Degree Murder, Manslaughter,
 1st Degree Assault, 1st Degree Sexual Assault,
 1st Degree Sexual Assault of a Child, Robbery.

**All other offenses.

LIFE SENTENCES

Total Inmates Sentenced to Capital Punishment 11
 Total Inmates Sentenced to Life w/out Parole 244
 Total Inmates Sentenced to Life with Parole 91
 (6-30-13)
 Total Inmates Sentenced to Life w/out Parole 240

9302

FACILITY SUCCESS RATE (FY12)

81.0%

ADMIT STATUS OF POPULATION - DEC

Admit Status	Population	% of Population
Sentenced	394	91.6%
90 Day Evaluator	8	1.9%
County Safekeeper	8	1.9%
Federal Safekeeper	20	4.6%
TOTAL POPULATION	430	

ADMIT STATUS OF POPULATION - NCCW

Admit Status	Population	% of Population
Sentenced	261	95.6%
County Safekeeper	7	2.6%
Interstate Transfer	5	1.8%
TOTAL POPULATION	273	

(avg NCCW diag / eval unit pop is 40)

OFFENSE CATEGORY for MOST SERIOUS OFFENSE & PERCENT of TOTAL

POPULATION CONFINED (6-30-13)

Offense	Population	% of Population
Sex Offenses	876	18.3%
Drugs	680	14.2%
Assault	605	12.6%
Homicide	516	10.8%
Robbery	432	9.0%
Theft	419	8.7%
Motor Vehicle	360	7.5%
Burglary	340	7.1%
Weapons	236	4.9%
Fraud	131	2.7%
Other	126	2.6%
Morals	70	1.5%
Restraint	47	1.0%
Arson	35	0.7%

CUSTODY CLASSIFICATION

CUSTODY LEVEL	TOTAL PER CUSTODY LEVEL	% OF TOTAL
Maximum	1361	28.5%
Medium	1133	23.7%
Minimum	1335	27.9%
Community	578	12.1%
Unclassified*	375	7.8%
TOTAL	4782	

*Unclassified admissions to the Diagnostic & Evaluation Center are treated as maximum until classification is completed.

RANDOM DRUG TESTING PROGRAM

Baseline test 6/1991 - 17.35% tested positive
 2011 Average 1.40% tested positive
 2012 Average 1.19% tested positive
 2013 1st Half Avg. 0.73% tested positive

PAROLE POPULATION

	October 31, 2013	% of DCS Pop (excluded)	20.46% (excluded)
Regular Sentence	1289		
Interstate Transfers	208		
Re-Entry Furlough	74		

PAROLE SUCCESS RATE (FY12)

65.0%

Parole Eligible 1031 Avg. Time on Parole (FY13) 8.27 months

PAROLE RANDOM DRUG TESTING

Baseline test 1997 - 12.5% tested positive
 2011 Average 18.84% tested positive
 2012 Average 20.40% tested positive
 2013 1st Half Avg. 20.00% tested positive

PAROLE DISC SUCCESS RATE (FY12)

87.0%

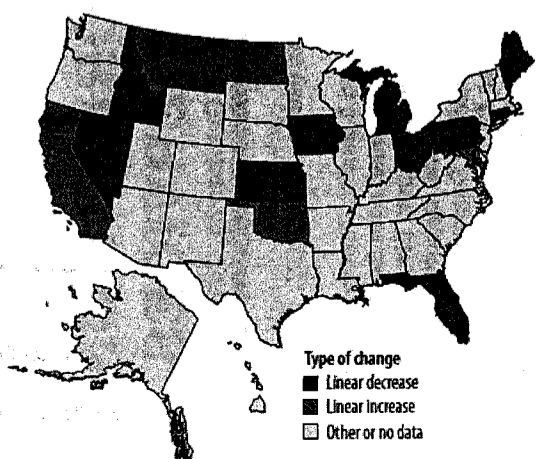
(determined by the number of parolees that completed and discharged from parole and did not recidivate within 3 years of their parole discharge date)

WORK ETHIC CAMP

October 31, 2013

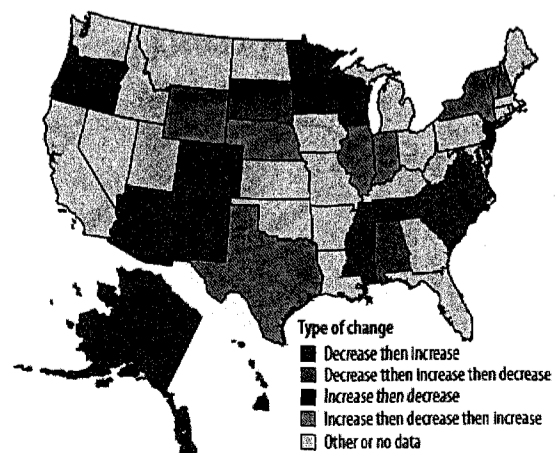
Design Capacity	Population Type	Actual Population	% of Capacity
100	Min. Custody ISP	4	159%
	ISP	155	
	ISP	159	

Trends in per capita institutional operations expenditures, by states with linear increases or decreases, FY1999-2010



Note: See appendix table 4 for year change began by state.
 Source: U.S. Census Bureau, Annual Survey of State Government Finances, 1982-2010.

Trends in per capita institutional operations expenditures, by states with both increases and decreases, FY1999-2010



Note: See appendix table 4 for year change began by state.
 Source: U.S. Census Bureau, Annual Survey of State Government Finances, 1982-2010.

INSTITUTIONS / PROGRAMS

Average Cost Per Offender
(All facilities including Parole)
Nebraska FY 2013 \$26,046/year

Adult Parole Administration (APA)

Average Cost per Parolee per Year \$3,019
Cathy Gibson-Beltz, Administrator
Folsom & West Prospector Place, Bldg. 15
Lincoln, NE 68522
(402) 471-2654

Community Corrections Center-Lincoln (CCC-L)

Community Custody
Average Cost per Inmate per Year \$17,197
Rich Cruickshank, Warden
2720 West Van Dorn
Lincoln, NE 68522
(402) 471-0740

Community Corrections Center-Omaha (CCC-O)

Community Custody
Average Cost per Inmate per Year \$19,168
Charles West, Warden
2320 Avenue J
Omaha, NE 68110
(402) 595-2010

Diagnostic & Evaluation Center (DEC)

Maximum Custody
Average Cost per Inmate per Year \$28,423
Fred Britten, Warden
3220 West Van Dorn
Lincoln, NE 68522
(402) 471-3330

Lincoln Correctional Center (LCC)

Maximum & Medium Custody
Average Cost per Inmate per Year \$40,072
Mario Peart, Warden
3216 West Van Dorn
Lincoln, NE 68522
(402) 471-2861

Nebraska was the tenth prison system in the nation having all adult facilities, industries, central office, staff training academy and adult parole accredited through the American Correctional Association.

Nebraska Correctional Center for Women (NCCW)

Maximum, Medium & Minimum Custody
Average Cost per Inmate per Year \$42,100
Denise Skrobecki, Warden
1107 Recharge Road
York, NE 68467-8003
(402) 362-3317

Nebraska Correctional Youth Facility (NCYF)

Maximum, Medium & Minimum Custody
Average Cost per Inmate per Year \$90,039
Ryan Mahr, Warden
2610 North 20th Street East
Omaha, NE 68110
(402) 595-2000

Nebraska State Penitentiary (NSP)

Maximum, Medium, Minimum Custody & Residential Treatment Community
Average Cost per Inmate per Year \$32,854
Diane Sabatka-Rhine, Warden
4201 South 14th Street
Lincoln, NE 68542
(402) 471-3161

Omaha Correctional Center (OCC)

Medium & Minimum Custody
Average Cost per Inmate per Year \$28,553
Barbara Lewien, Warden
2323 Avenue J
Omaha, NE 68110
(402) 595-3964

Tecumseh State Correctional Institution (TSCI)

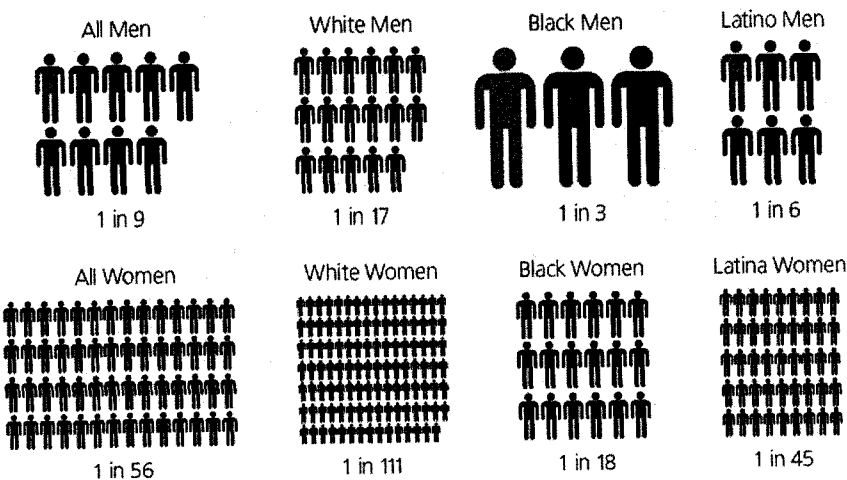
Maximum, Medium, Death Row & Intensive Management
Average Cost per Inmate per Year \$34,664
Brian Gage, Warden
2725 N. Highway 50
Tecumseh, NE 68450
(402) 335-5998

Work Ethic Camp, McCook (WEC)

Intensive Supervision Probationers & Minimum Custody
Average Cost per Offender (see below) *\$15,354
Pam Morello, Warden
2309 North Highway 83
McCook, NE 69001
(308) 345-8405

* WEC average cost is based on FY2013 avg number of offenders X avg length in program (which is 4.4 mo's).

Lifetime Likelihood of Imprisonment



Source: Bonczar, T. (2003). *Prevalence of imprisonment in the U.S. Population, 1974-2001*. Washington, D.C.: Bureau of Justice Statistics.

NEBRASKA DEPARTMENT of CORRECTIONAL SERVICES

November 30, 2013

Michael L. Kenney, Director

Robin Spindler, Deputy Director,
Administrative Services
Frank Hopkins, Deputy Director, Institutions
Larry Wayne, Deputy Director,
Programs & Community Services
Randy Kohl, Deputy Director, Health Services
John McGovern, Deputy Director,
Cornhusker State Industries



Folsom & West Prospector Place, Building 1
Lincoln, NE 68522
(402) 471-2654
FAX: (402) 479-5623
www.corrections.nebraska.gov

MISSION STATEMENT

To serve and protect the public by providing control, humane care and program opportunities for those individuals placed in its custody and supervision, thereby facilitating their return to society as responsible persons.

INMATE POPULATION

November 30, 2013

POPULATION vs. DESIGN CAPACITY

	Design Capacity	Actual Population	% of Capacity
CCC-L	200	348	174.00%
CCC-O	90	147	163.33%
DEC	160	414	258.75%
LCC	308	505	163.96%
NCCW	275	295	107.27%
NCYF	68	60	88.24%
NSP	718	1319	183.70%
OCC	396	765	193.18%
TSCI	960	962	100.21%

TOTAL DCS: (excludes WEC inmates)
 11-30-13 3175 4815 151.65%
 11-30-12 3175 4598 144.82%

CRIME TYPE OF POPULATION

Part I Offenses *	1963	40.8%
Part II Offenses **	2852	59.2%
TOTAL POPULATION	4815	

**1st Degree Murder, 2nd Degree Murder, Manslaughter, 1st Degree Assault, 1st Degree Sexual Assault, 1st Degree Sexual Assault of a Child, Robbery.

** All other offenses.

LIFE SENTENCES

Total Inmates Sentenced to Capital Punishment	11
Total Inmates Sentenced to Life w/out Parole	244
Total Inmates Sentenced to Life with Parole	91
Total Inmates Sentenced to Life w/out Parole (6-30-13)	240

8302

FACILITY SUCCESS RATE (FY13)

80.5%

ADMIT STATUS OF POPULATION - DEC

Admit Status	Population	% of Population
Sentenced	378	91.3%
90 Day Evaluator	5	1.2%
County Safekeeper	12	2.9%
Federal Safekeeper	19	4.6%
TOTAL POPULATION	414	

ADMIT STATUS OF POPULATION - NCCW

Admit Status	Population	% of Population
Sentenced	287	97.3%
County Safekeeper	3	1.0%
Interstate Transfer	5	1.7%
TOTAL POPULATION	295	

(avg NCCW diag / eval unit pop is 40)

OFFENSE CATEGORY for MOST SERIOUS OFFENSE & PERCENT of TOTAL

POPULATION CONFINED (6-30-13)

Offense	Population	% of Population
Sex Offenses	876	18.3%
Drugs	680	14.2%
Assault	605	12.6%
Homicide	516	10.8%
Robbery	432	9.0%
Theft	419	8.7%
Motor Vehicle	360	7.5%
Burglary	340	7.1%
Weapons	236	4.9%
Fraud	131	2.7%
Other	126	2.6%
Morals	70	1.5%
Restraint	47	1.0%
Arson	35	0.7%

CUSTODY CLASSIFICATION

CUSTODY LEVEL	TOTAL PER CUSTODY LEVEL	% OF TOTAL
Maximum	1369	28.4%
Medium	1135	23.6%
Minimum	1354	28.1%
Community	579	12.0%
Unclassified*	378	7.9%
TOTAL	4815	

*Unclassified admissions to the Diagnostic & Evaluation Center are treated as maximum until classification is completed.

RANDOM DRUG TESTING PROGRAM

Baseline test 6/1991 - 17.35% tested positive
 2011 Average 1.40% tested positive
 2012 Average 1.19% tested positive
 2013 1st Half Avg. 0.73% tested positive

PAROLE POPULATION

Regular Sentence	1296	% of DCS Pop	20.42%
Interstate Transfers	212	(excluded)	
Re-Entry Furlough	80	(excluded)	

PAROLE SUCCESS RATE (FY13)

63.8%

Parole Eligible 1062 Avg. Time on Parole (FY13) 8.27 months

PAROLE RANDOM DRUG TESTING

Baseline test 1997 - 12.5% tested positive
 2011 Average 18.84% tested positive
 2012 Average 20.40% tested positive
 2013 1st Half Avg. 20.00% tested positive

PAROLE DISC SUCCESS RATE (FY12)

87.0%

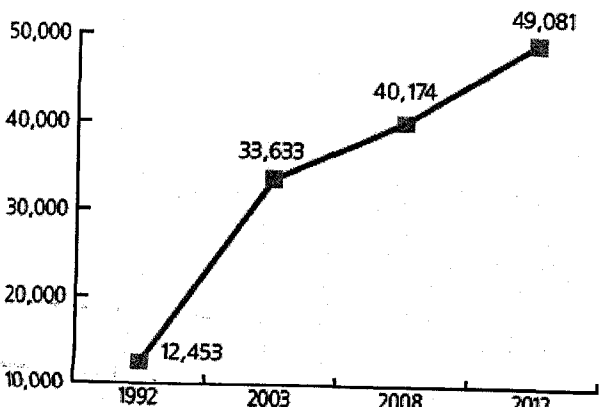
(determined by the number of parolees that completed and discharged from parole and did not re-arrest within 3 years of their parole discharge date)

WORK ETHIC CAMP

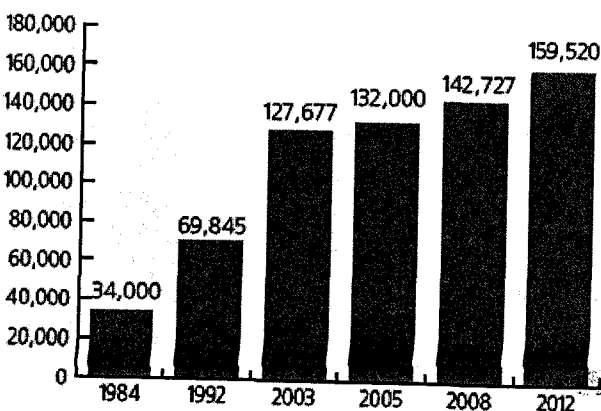
November 30, 2013

Design Capacity	Population Type	Actual Population	% of Capacity
100	Min. Custody ISP	148	152%
		4	
		152	

Number of People Serving Life Without Parole Sentences, 1992-2012



Number of People Serving Life Sentences, 1984-2012



Source: Nellis, A. (2013). *Life Goes On: The Historic Rise in Life Sentences in America*. Washington, D.C.: The Sentencing Project.

INSTITUTIONS / PROGRAMS

Average Cost Per Offender
(All facilities including Parole)
Nebraska FY 2013 \$26,046/year

Adult Parole Administration (APA)

Average Cost per Parolee per Year \$3,019
Cathy Gibson-Beltz, Administrator
Folsom & West Prospector Place, Bldg. 15
Lincoln, NE 68522
(402) 471-2654

Community Corrections Center-Lincoln (CCC-L)

Community Custody
Average Cost per Inmate per Year \$17,197
Rich Cruickshank, Warden
2720 West Van Don
Lincoln, NE 68522
(402) 471-0740

Community Corrections Center-Omaha (CCC-O)

Community Custody
Average Cost per Inmate per Year \$19,168
Charles West, Warden
2320 Avenue J¹
Omaha, NE 68110
(402) 595-2010

Diagnostic & Evaluation Center (DEC)

Maximum Custody
Average Cost per Inmate per Year \$28,423
Fred Britten, Warden
3220 West Van Don
Lincoln, NE 68522
(402) 471-3330

Lincoln Correctional Center (LCC)

Maximum & Medium Custody
Average Cost per Inmate per Year \$40,072
Mario Peart, Warden
3216 West Van Don
Lincoln, NE 68522
(402) 471-2861

Nebraska was the tenth prison system in the nation having all adult facilities, industries, central office, staff training academy and adult parole accredited through the American Correctional Association.

Nebraska Correctional Center for Women (NCCW)

Maximum, Medium & Minimum Custody
Average Cost per Inmate per Year \$42,100
Denise Skrobecki, Warden
1107 Recharge Road
York, NE 68467-8003
(402) 362-3317

Nebraska Correctional Youth Facility (NCYF)

Maximum, Medium & Minimum Custody
Average Cost per Inmate per Year \$90,039
Ryan Mahr, Warden
2610 North 20th Street East
Omaha, NE 68110
(402) 595-2000

Nebraska State Penitentiary (NSP)

Maximum, Medium, Minimum Custody & Residential Treatment Community
Average Cost per Inmate per Year \$32,854
Diane Sabatka-Rine, Warden
4201 South 14th Street
Lincoln, NE 68542
(402) 471-3161

Omaha Correctional Center (OCC)

Medium & Minimum Custody
Average Cost per Inmate per Year \$28,553
Barbara Lewien, Warden
2323 Avenue J¹
Omaha, NE 68110
(402) 595-3964

Tecumseh State Correctional Institution (TSCI)

Maximum, Medium, Death Row & Intensive Management
Average Cost per Inmate per Year \$34,664
Brian Gage, Warden
2725 N. Highway 50
Tecumseh, NE 68450
(402) 335-5998

Work Ethic Camp, McCook (WEC)

Intensive Supervision Probationers & Minimum Custody
Average Cost per Offender (see below) *\$15,354
Pam Morello, Warden
2309 North Highway 83
McCook, NE 69001
(308) 345-8405

* WEC average cost is based on FY2013 avg number of offenders X avg length in program (which is 4.4 mo's).

Sentenced state and federal prisoners, by sex, December 31, 2011 and 2012

Jurisdiction	2011			2012			Percent change, 2011-2012		
	Total	Males	Females	Total	Males	Females	Total	Males	Females
U.S. Total	1,538,847	1,435,141	103,706	1,511,480	1,410,191	101,289	-1.8%	-1.7%	-2.3%
Federal ¹	197,050	184,901	12,149	196,574	184,258	12,316	-0.2%	-0.3%	1.4%
State	1,341,797	1,250,240	91,557	1,314,906	1,225,933	88,973	-2.0%	-1.9%	-2.8%
Colorado	21,978	19,957	2,021	20,462	18,739	1,723	-6.9	-6.1	-14.7
Iowa ^d	9,057	8,336	721	8,686	7,917	769	-4.1	-5.0	6.7
Kansas ^d	9,327	8,647	680	9,398	8,724	674	0.8	0.9	-0.9
Minnesota	9,800	9,156	644	9,938	9,228	710	1.4	0.8	10.2
Missouri	30,829	28,254	2,575	31,244	28,541	2,703	1.3	1.0	5.0
Nebraska	4,511	4,159	352	4,594	4,255	339	1.8	2.3	-3.7
South Dakota	3,530	3,092	438	3,644	3,221	423	3.2	4.2	-3.4
Wyoming	2,183	1,944	239	2,204	1,966	238	1.0	1.1	-0.4

Note: Jurisdiction refers to the legal authority of state or federal correctional officials over a prisoner, regardless of where the prisoner is held. Counts are based on prisoners with sentences of more than 1 year under the jurisdiction of state or federal correctional officials. As of December 31, 2007, sentenced felons from the District of Columbia are the responsibility of the Federal Bureau of Prisons.

¹Includes inmates held in nonsecure privately operated community corrections facilities and juveniles held in contract facilities.

^dChange in reporting methods. See National Prisoner Statistics Program jurisdiction notes.


Source: Bureau of Justice Statistics, National Prisoner Statistics Program, 2011-2012.

NEBRASKA DEPARTMENT of CORRECTIONAL SERVICES

December 31, 2013

Michael L. Kenney, Director

Robin Spindler, Deputy Director,
Administrative Services
Frank Hopkins, Deputy Director, Institutions
Larry Wayne, Deputy Director,
Programs & Community Services
Randy Kohl, Deputy Director, Health Services
John McGovern, Deputy Director,
Cornhusker State Industries



Folsom & West Prospector Place, Building 1
Lincoln, NE 68522
(402) 471-2654
FAX: (402) 479-5623
www.corrections.nebraska.gov

MISSION STATEMENT

To serve and protect the public by providing control, humane care and program opportunities for those individuals placed in its custody and supervision, thereby facilitating their return to society as responsible persons.

INMATE POPULATION

December 31, 2013

POPULATION vs. DESIGN CAPACITY

	Design Capacity	Actual Population	% of Capacity
CCC-L	200	351	175.50%
CCC-O	90	155	172.22%
DEC	160	417	260.63%
LCC	308	505	163.96%
NCCW	275	283	102.91%
NCCYF	68	62	91.18%
NSP	718	1302	181.34%
OCC	396	761	192.17%
TSCI	960	1028	107.08%

TOTAL DCS: (excludes WEC Inmates)

12-31-13	3175	4864	153.20%
12-31-12	3175	4563	143.72%

CRIME TYPE of POPULATION

Part I Offenses *	1959	40.3%
Part II Offenses**	2905	59.7%
TOTAL POPULATION	4864	

*1st Degree Murder, 2nd Degree Murder, Manslaughter, 1st Degree Assault, 1st Degree Sexual Assault, 1st Degree Sexual Assault of a Child, Robbery.

**All other offenses.

LIFE SENTENCES

Total Inmates Sentenced to Capital Punishment	11
Total Inmates Sentenced to Life w/out Parole	244
Total Inmates Sentenced to Life with Parole	90
(6-30-13)	
Total Inmates Sentenced to Life w/out Parole	240

0402

FACILITY SUCCESS RATE (FY13)

79.5%

ADMIT STATUS of POPULATION - DEC

Admit Status	Population	% of Population
Sentenced	382	91.6%
90 Day Evaluator	5	1.2%
County Safekeeper	14	3.3%
Federal Safekeeper	16	3.8%
TOTAL POPULATION	417	

ADMIT STATUS of POPULATION - NCCW

Admit Status	Population	% of Population
Sentenced	274	96.8%
County Safekeeper	4	1.4%
Interstate Transfer	5	1.8%
TOTAL POPULATION	283	

(avg NCCW diag / eval unit pop is 40)

OFFENSE CATEGORY for MOST SERIOUS OFFENSE & PERCENT of TOTAL

POPULATION CONFINED (6-30-13)

Offense	Population	% of Population
Sex Offenses	876	18.3%
Drugs	680	14.2%
Assault	605	12.6%
Homicide	516	10.8%
Robbery	432	9.0%
Theft	419	8.7%
Motor Vehicle	360	7.5%
Burglary	340	7.1%
Weapons	236	4.9%
Fraud	131	2.7%
Other	126	2.6%
Morals	70	1.5%
Restraint	47	1.0%
Arson	35	0.7%

CUSTODY CLASSIFICATION

CUSTODY LEVEL	TOTAL PER CUSTODY LEVEL	% OF TOTAL
Maximum	1402	28.8%
Medium	1184	24.3%
Minimum	1329	27.3%
Community	606	12.5%
Unclassified*	343	7.1%
TOTAL	4864	

*Unclassified admissions to the Diagnostic & Evaluation Center are treated as maximum until classification is completed.

RANDOM DRUG TESTING PROGRAM

Baseline test 6/1991 - 17.35% tested positive

2011 Average	1.40% tested positive
2012 Average	1.19% tested positive
2013 1 st Half Avg.	0.73% tested positive

PAROLE POPULATION

December 31, 2013

Regular Sentence	1248	% of DCS Pop	19.73%
Interstate Transfers	218	(excluded)	
Re-Entry Furlough	74	(excluded)	

PAROLE SUCCESS RATE (FY13)

63.8%

Parole Eligible	Avg. Time on Parole (FY13)
1094	8.27 months

PAROLE RANDOM DRUG TESTING

Baseline test 1997 - 12.5% tested positive

2011 Average	18.84% tested positive
2012 Average	20.40% tested positive
2013 1 st Half Avg.	20.00% tested positive

PAROLE DISC SUCCESS RATE (FY12)

87.0%

(determined by the number of parolees that completed and discharged from parole and did not re-arrest within 3 years of their parole discharge date)


WORK ETHIC CAMP

December 31, 2013


Design Capacity	Population	Actual Population	% of Capacity
100	Min. Custody ISP	138	150%
		2	
		140	

State & Federal Prison Population by Offense, 2011

FEDERAL




STATE



Source: Carson, E.A., Golinelli, D. (2013). *Prisoners in 2012 - Advance Counts*. Washington D.C.: Bureau of Justice Statistics; Carson, E.A., Sobol, W.J. (2012). *Prisoners in 2011*. Washington, D.C.: Bureau of Justice Statistics.

Population Under Control of the US Corrections System, 1980 & 2010



Source: Carson, E.A. (2011). *Correctional Population in the United States, 2010*. Washington, DC: Bureau of Justice Statistics; Carson, E.A. (2011). *Correctional Population in the United States, 2010*. Washington, DC: Bureau of Justice Statistics.

INSTITUTIONS / PROGRAMS

Average Cost Per Offender
(All facilities including Parole)
Nebraska FY 2013 \$26,046/year

Adult Parole Administration (APA)

Average Cost per Parolee per Year \$3,019
Cathy Gibson-Beltz, Administrator
Folsom & West Prospector Place, Bldg. 15
Lincoln, NE 68522
(402) 471-2654

Community Corrections Center-Lincoln (CCC-L)

Community Custody
Average Cost per Inmate per Year \$17,197
Rich Cruickshank, Warden
2720 West Van Dorn
Lincoln, NE 68522
(402) 471-0740

Community Corrections Center-Omaha (CCC-O)

Community Custody
Average Cost per Inmate per Year \$19,168
Charles West, Warden
2320 Avenue J
Omaha, NE 68110
(402) 595-2010

Diagnostic & Evaluation Center (DEC)

Maximum Custody
Average Cost per Inmate per Year \$28,423
Fred Britten, Warden
3220 West Van Dorn
Lincoln, NE 68522
(402) 471-3330

Lincoln Correctional Center (LCC)

Maximum & Medium Custody
Average Cost per Inmate per Year \$40,072
Mario Peart, Warden
3216 West Van Dorn
Lincoln, NE 68522
(402) 471-2861

Nebraska was the tenth prison system in the nation having a full adult facilities, industries, central office, staff training academy, and adult parole accredited through the Air National Correctional Association.

Nebraska Correctional Center for Women (NCCW)

Maximum, Medium & Minimum Custody
Average Cost per Inmate per Year \$42,100
Denise Skrobecki, Warden
1107 Recharge Road
York, NE 68467-8003
(402) 362-3317

Nebraska Correctional Youth Facility (NCYF)

Maximum, Medium & Minimum Custody
Average Cost per Inmate per Year \$90,039
Ryan Mahr, Warden
2610 North 20th Street East
Omaha, NE 68110
(402) 595-2000

Nebraska State Penitentiary (NSP)

Maximum, Medium, Minimum Custody & Residential Treatment Community
Average Cost per Inmate per Year \$32,854
Diane Sabatka-Rine, Warden
4201 South 14th Street
Lincoln, NE 68542
(402) 471-3161

Omaha Correctional Center (OCC)

Medium & Minimum Custody
Average Cost per Inmate per Year \$28,553
Barbara Lewien, Warden
2323 Avenue J
Omaha, NE 68110
(402) 595-3964

Tecumseh State Correctional Institution (TSCI)

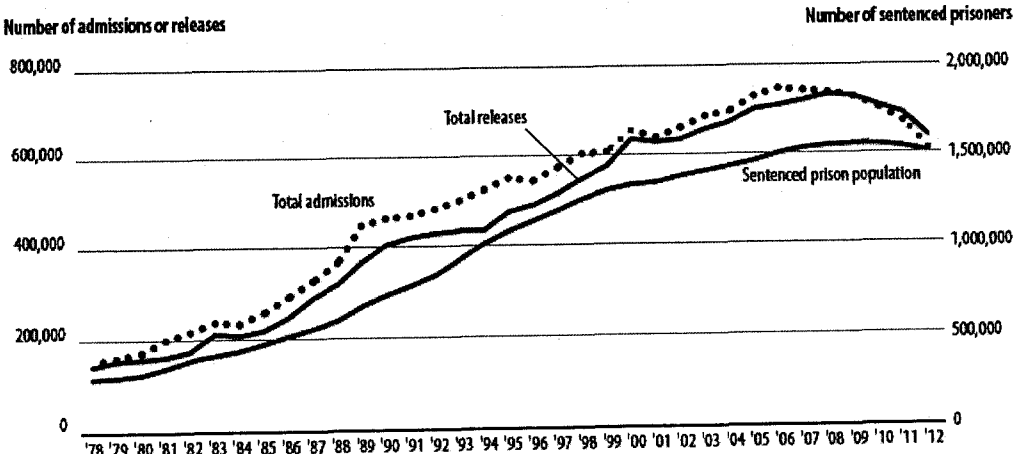
Maximum, Medium, Death Row & Intensive Management
Average Cost per Inmate per Year \$34,664
Brian Gage, Warden
2725 N. Highway 50
Tecumseh, NE 68450
(402) 335-5998

Work Ethic Camp, McCook (WEC)

Intensive Supervision Probationers & Minimum Custody
Average Cost per Offender (see below) \$15,354
Pam Morello, Warden
2309 North Highway 83
McCook, NE 69001
(308) 345-8405

* WEC average cost is based on FY2013 avg number of offenders X avg length in program (which is 4.4 mo's).

Sentenced state and federal prison admissions and releases and yearend sentenced prison population, 1978-2012



Note: Counts based on prisoners with a sentence of more than 1 year. Excludes transfers, escapes, and those absent without leave (AWOL). Includes other conditional release violators, returns from appeal or bond, and other admissions. Missing data were imputed for Illinois and Nevada (2012) and the Federal Bureau of Prisons (1990-1992). See Methodology.

Source: Bureau of Justice Statistics, National Prisoner Statistics Program, 1978-2012.

NEBRASKA DEPARTMENT of CORRECTIONAL SERVICES

January 31, 2014

Michael L. Kenney, Director

Robin Spindler, Deputy Director,
Administrative Services
Frank Hopkins, Deputy Director, Institutions
Larry Wayne, Deputy Director,
Programs & Community Services
Randy Kohl, Deputy Director, Health Services
John McGovern, Deputy Director,
Cornhusker State Industries



Folsom & West Prospector Place, Building 1
Lincoln, NE 68522
(402) 471-2654
FAX: (402) 479-5623
www.corrections.nebraska.gov

MISSION STATEMENT

To serve and protect the public by providing control, humane care and program opportunities for those individuals placed in its custody and supervision, thereby facilitating their return to society as responsible persons.

INMATE POPULATION

January 31, 2014

POPULATION vs. DESIGN CAPACITY

	Design Capacity	Actual Population	% of Capacity
CCC-L	200	364	182.00%
CCC-O	90	156	173.33%
DEC	160	449	280.63%
LCC	308	499	162.01%
NCCW	275	292	106.18%
NCCV	68	74	108.82%
NSP	718	1322	184.12%
OCC	396	742	187.37%
TSCI	960	1020	106.25%

TOTAL DCS: (excludes WEC inmates)
 1-31-14 3175 4918 154.90%
 1-31-13 3175 4685 147.56%

CRIME TYPE of POPULATION

Part I Offenses *	1979	40.2%
Part II Offenses **	2939	59.8%
TOTAL POPULATION	4918	

*1st Degree Murder, 2nd Degree Murder, Manslaughter, 1st Degree Assault, 1st Degree Sexual Assault, 1st Degree Sexual Assault of a Child, Robbery.
 **All other offenses.

LIFE SENTENCES

Total Inmates Sentenced to Capital Punishment	11
Total Inmates Sentenced to Life w/out Parole	245
Total Inmates Sentenced to Life with Parole	89
(6-30-13)	
Total Inmates Sentenced to Life w/out Parole	240

2702

FACILITY SUCCESS RATE (FY13)

79.5%

ADMIT STATUS of POPULATION - DEC

Admit Status	Population	% of Population
Sentenced	420	93.5%
90 Day Evaluator	4	0.9%
Federal Safekeeper	11	2.4%
County Safekeeper	13	2.9%
Interstate Transfer	1	0.2%
TOTAL POPULATION	449	

ADMIT STATUS of POPULATION - NCCW

Admit Status	Population	% of Population
Sentenced	287	98.3%
County Safekeeper	1	0.3%
Interstate Transfer	4	1.4%
TOTAL POPULATION	292	

(avg NCCW diag / eval unit pop is 40)

OFFENSE CATEGORY for MOST SERIOUS OFFENSE & PERCENT of TOTAL

POPULATION CONFINED (6-30-13)

Offense	Population	% of Population
Sex Offenses	876	18.3%
Drugs	680	14.2%
Assault	605	12.6%
Homicide	516	10.8%
Robbery	432	9.0%
Theft	419	8.7%
Motor Vehicle	360	7.5%
Burglary	340	7.1%
Weapons	236	4.9%
Fraud	131	2.7%
Other	126	2.6%
Morals	70	1.5%
Restraint	47	1.0%
Arson	35	0.7%

CUSTODY CLASSIFICATION

CUSTODY LEVEL	TOTAL PER CUSTODY LEVEL	% OF TOTAL
Maximum	1384	28.1%
Medium	1191	24.2%
Minimum	1342	27.3%
Community	608	12.4%
Unclassified*	393	8.0%
TOTAL	4918	

*Unclassified admissions to the Diagnostic & Evaluation Center are treated as maximum until classification is completed.

RANDOM DRUG TESTING PROGRAM

Baseline test 6/1991 - 17.35% tested positive
 2011 Average 1.40% tested positive
 2012 Average 1.19% tested positive
 2013 1st Half Avg. 0.73% tested positive

PAROLE POPULATION

January 31, 2014

Regular Sentence 1204 % of DCS Pop 19.01%
 Interstate Transfers 211 (excluded)
 Re-Entry Furlough 73 (excluded)

PAROLE SUCCESS RATE (FY13)

63.8%

PAROLE ELIGIBLE Avg. Time on Parole (FY13)

1135 8.27 months

PAROLE RANDOM DRUG TESTING

Baseline test 1997 - 12.5% tested positive
 2011 Average 18.84% tested positive
 2012 Average 20.40% tested positive
 2013 1st Half Avg. 20.00% tested positive

PAROLE DISC SUCCESS RATE (FY12)

87.0%

(determined by the number of parolees that completed and discharged from parole and did not reevaluate within 3 years of their parole discharge date)

WORK ETHIC CAMP

January 31, 2014

Design Capacity	Population	Actual Population	% of Capacity
100	Min. Custody ISP	137	139%
		2	
		139	

Sentenced state and federal prisoners, by age, sex, race, and Hispanic origin, December 31, 2012

Age group	Total ^a	Male					Female				
		All male ^{a,b}	White ^c	Black ^c	Hispanic	Other ^{b,c}	All female ^{a,b}	White ^c	Black ^c	Hispanic	Other ^{b,c}
Total ^d	100%	100%	100%	100%	100%	100%	100%	100%	100%	100%	
18-19	1.3%	1.4%	0.8%	1.7%	1.5%	1.3%	0.8%	0.6%	0.9%	0.0%	
20-24	12.1	12.2	9.4	13.8	13.4	12.5	11.0	9.9	11.5	12.1	
25-29	15.8	15.7	13.8	15.9	17.9	18.2	17.3	17.0	16.2	20.7	
30-34	16.7	16.6	14.9	16.9	18.8	17.9	18.1	17.8	17.5	20.7	
35-39	13.7	13.6	12.5	13.8	15.3	14.9	14.4	14.6	14.1	13.8	
40-44	12.5	12.4	13.3	12.0	12.0	11.6	13.5	14.0	13.7	12.1	
45-49	10.9	10.9	12.5	10.6	9.0	9.2	11.5	11.7	12.4	9.5	
50-54	8.0	8.1	10.0	7.7	5.9	6.8	7.4	7.7	7.7	6.9	
55-59	4.5	4.6	5.9	4.2	3.3	3.6	3.6	3.6	3.8	3.4	
60-64	2.3	2.4	3.4	1.8	1.6	1.9	1.5	1.8	1.3	0.9	
65 or older	1.9	2.0	3.4	1.2	1.2	1.6	1.0	1.2	0.4	0.9	
Number of sentenced prisoners	1,511,480	1,410,191	451,252	527,768	315,234	115,937	101,289	49,352	23,386	16,968	

Note: Counts based on prisoners with a sentence of more than 1 year under the jurisdiction of state or federal correctional officials. Missing data were imputed for Illinois and Nevada. See Methodology.

^aDetail may not sum to total due to rounding, inmates age 17 or younger, and missing race/Hispanic origin data.

^bIncludes American Indians, Alaska Natives, Asians, Native Hawaiians, other Pacific Islanders, and persons identifying two or more races.

^cExcludes persons of Hispanic or Latino origin.

^dIncludes persons age 17 or younger.

Sources: Bureau of Justice Statistics, National Prisoner Statistics Program, 2012; Federal Justice Statistics Program, 2012; National Corrections Reporting Program, 2011; and Survey of Inmates in State and Local Correctional Facilities, 2004.

INSTITUTIONS / PROGRAMS

Average Cost Per Offender
(All facilities including Parole)
Nebraska FY 2013 \$26,046/Year

Adult Parole Administration (APA)
Average Cost per Parolee per Year \$3,019
Cathy Gibson-Beltz, Administrator
Folsom & West Prospector Place, Bldg. 15
Lincoln, NE 68522
(402) 471-2654

Community Corrections Center-Lincoln (CCC-L)
Community Custody
Average Cost per Inmate per Year \$17,197
Rich Crutchshank, Warden
2720 West Van Dorn
Lincoln, NE 68522
(402) 471-0740

Community Corrections Center- Omaha (CCC-O)
Community Custody
Average Cost per Inmate per Year \$19,168
Charles West, Warden
2320 Avenue 'J'
Omaha, NE 68110
(402) 595-2010

Diagnostic & Evaluation Center (DEC)
Maximum Custody
Average Cost per Inmate per Year \$28,423
Fred Britten, Warden
3220 West Van Dorn
Lincoln, NE 68522
(402) 471-3330

Lincoln Correctional Center (LCC)
Maximum & Medium Custody
Average Cost per Inmate per Year \$40,072
Mato Peart, Warden
3216 West Van Dorn
Lincoln, NE 68522
(402) 471-2861

Nebraska was the tenth prison system in the nation having all adult facilities, industries, central office, staff training academy, and adult parole accredited through the Accredited Correctional Association.

Nebraska Correctional Center for Women (NCCW)

Maximum, Medium & Minimum Custody
Average Cost per Inmate per Year \$42,100
Denise Skrobecki, Warden
1107 Recharge Road
York, NE 68467-8003
(402) 362-3317

Nebraska Correctional Youth Facility (NCYF)
Maximum, Medium & Minimum Custody
Average Cost per Inmate per Year \$90,039
Ryan Mahr, Warden
2610 North 20th Street East
Omaha, NE 68110
(402) 595-2000

Nebraska State Penitentiary (NSP)
Maximum, Medium, Minimum Custody & Residential Treatment Community
Average Cost per Inmate per Year \$32,854
Diane Sabatka-Rine, Warden
4201 South 14th Street
Lincoln, NE 68542
(402) 471-3161

Omaha Correctional Center (OCC)
Medium & Minimum Custody
Average Cost per Inmate per Year \$28,553
Barbara Lewien, Warden
2323 Avenue 'J'
Omaha, NE 68110
(402) 595-3964

Tecumseh State Correctional Institution (TSCI)
Maximum, Medium, Death Row & Intensive Management
Average Cost per Inmate per Year \$34,664
Brian Gage, Warden
2725 N. Highway 50
Tecumseh, NE 68450
(402) 335-5998

Work Ethic Camp, McCook (WEC)
Intensive Supervision Probationers & Minimum Custody
Average Cost per Offender (see below) *\$15,354
Pam Morello, Warden
2309 North Highway 83
McCook, NE 69001
(309) 345-8405

* WEC average cost is based on FY2013 avg number of offenders X avg length in program (which is 4.4 mo's).

Rate of violent and property victimization, by household location, 2003, 2011, and 2012

Household location	Violent crime ^a			Serious violent crime ^b			Property crime ^c		
	2003	2011	2012	2003	2011	2012	2003	2011	2012
Total	32.1	22.6	26.1 †	10.0	7.2	8.0	173.4	138.7	155.8 †
Region									
Northeast	28.8	20.3	24.7	7.4	6.4	4.6	132.3	98.1	116.9 †
Midwest	37.1	26.4	23.9	10.7	7.8	8.6	173.8	129.9	153.1 †
South	29.6	18.4	22.1	9.9	6.5	6.2	167.0	134.4 ‡	143.4 ‡
West	33.7	27.1	35.5 †	11.6	8.4	12.5 †	220.1	189.1	210.5 †
Location of residence									
Urban	39.4	27.4	32.4	14.8	9.8	11.4	224.7	166.0	187.0 †
Suburban	29.2	20.2	23.8	8.7	5.7	6.6	154.8	128.6	138.9 †
Rural	28.8	20.2	20.9	6.4	6.7	5.1	143.8	112.0	142.9 †

Note: Victimization rates are per 1,000 persons age 12 or older for violent crime and per 1,000 households for property crime. See appendix table 12 for standard errors.

† Significant change from 2011 to 2012 at 95% confidence level.

‡ Significant change from 2011 to 2012 at 90% confidence level.

^aIncludes rape or sexual assault, robbery, aggravated assault, and simple assault.

^bIncludes rape or sexual assault, robbery, and aggravated assault.

^cIncludes household burglary, motor vehicle theft, and theft.

Source: Bureau of Justice Statistics, National Crime Victimization Survey, 2003, 2011, and 2012.

NEBRASKA DEPARTMENT of CORRECTIONAL SERVICES

February 28, 2014

Michael L. Kenney, Director

Robin Spindler, Deputy Director,
Administrative Services
Frank Hopkins, Deputy Director, Institutions
Larry Wayne, Deputy Director,
Programs & Community Services
Randy Kohl, Deputy Director, Health Services
John McGovern, Deputy Director,
Cornhusker State Industries



Folsom & West Prospector Place, Building 1
Lincoln, NE 68522
(402) 471-2654
FAX: (402) 479-5623
www.corrections.nebraska.gov

MISSION STATEMENT

To serve and protect the public by providing control, humane care and program opportunities for those individuals placed in its custody and supervision, thereby facilitating their return to society as responsible persons.

INMATE POPULATION

February 28, 2014

POPULATION vs. DESIGN CAPACITY

	Design Capacity	Actual Population	% of Capacity
CCC-L	200	365	182.50%
CCC-O	90	144	160.00%
DEC	160	446	278.75%
LCC	308	498	161.69%
NCCW	275	304	110.55%
NCYF	68	77	113.24%
NSP	718	1316	183.29%
OCC	396	753	190.15%
TSCI	960	1037	108.02%

TOTAL DCS: (excludes WEC inmates)
 2-28-14 3175 4940 155.59%
 2-28-13 3175 4747 149.51%

CRIME TYPE OF POPULATION

Part I Offenses * 1978 40.0%
 Part II Offenses ** 2962 60.0%
TOTAL POPULATION 4940

*1st Degree Murder, 2nd Degree Murder, Manslaughter,
 1st Degree Assault, 1st Degree Sexual Assault,
 1st Degree Sexual Assault of a Child, Robbery.

**All other offenses.

LIFE SENTENCES

Total Inmates Sentenced to Capital Punishment 11
 Total Inmates Sentenced to Life w/out Parole 248
 Total Inmates Sentenced to Life with Parole 88
 Total Inmates Sentenced to Life w/out Parole (6-30-13) 240

7 7 0 2

FACILITY SUCCESS RATE (FY13)

79.5%

ADMIT STATUS of POPULATION - DEC

Admit Status	Population	% of Population
Sentenced	430	96.5%
90 Day Evaluator	4	0.9%
Federal Safekeeper	1	0.2%
County Safekeeper	11	2.5%
TOTAL POPULATION	446	

ADMIT STATUS of POPULATION - NCCW

Admit Status	Population	% of Population
Sentenced	297	97.7%
County Safekeeper	3	1.0%
Interstate Transfer	4	1.3%
TOTAL POPULATION	305	

(avg NCCW diag / eval unit pop is 40)

OFFENSE CATEGORY for MOST SERIOUS OFFENSE & PERCENT of TOTAL

POPULATION CONFINED (6-30-13)

Offense	Population	% of Population
Sex Offenses	876	18.3%
Drugs	680	14.2%
Assault	605	12.6%
Homicide	516	10.8%
Robbery	432	9.0%
Theft	419	8.7%
Motor Vehicle	360	7.5%
Burglary	340	7.1%
Weapons	236	4.9%
Fraud	131	2.7%
Other	126	2.6%
Morals	70	1.5%
Restraint	47	1.0%
Arson	35	0.7%

CUSTODY CLASSIFICATION

CUSTODY LEVEL	TOTAL PER CUSTODY LEVEL	% OF TOTAL
Maximum	1396	28.3%
Medium	1189	24.1%
Minimum	1371	27.8%
Community	597	12.1%
Unclassified*	387	7.8%
TOTAL	4940	

*Unclassified admissions to the Diagnostic & Evaluation Center are treated as maximum until classification is completed.

RANDOM DRUG TESTING PROGRAM

Baseline test 6/1991 - 17.35% tested positive
 2011 Average 1.40% tested positive
 2012 Average 1.19% tested positive
 2013 1st Half Avg. 0.73% tested positive

PAROLE POPULATION

February 28, 2014

Regular Sentence 1193 % of DCS Pop 19.01%
 Interstate Transfers 210 (excluded)
 Re-Entry Furlough 65 (excluded)

PAROLE SUCCESS RATE (FY13)

63.8%

Parole Eligible 1186
 Avg. Time on Parole (FY13) 8.27 months

PAROLE RANDOM DRUG TESTING

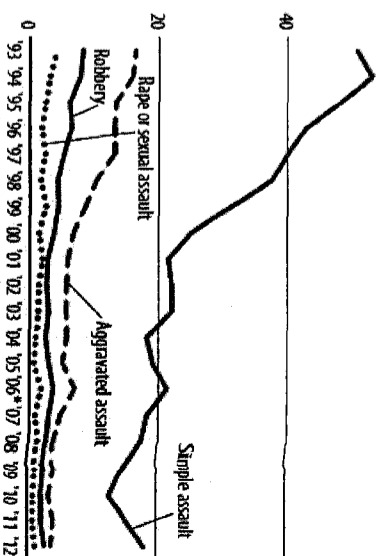
Baseline test 1997 - 12.5% tested positive
 2011 Average 18.84% tested positive
 2012 Average 20.40% tested positive
 2013 1st Half Avg. 20.00% tested positive

WORK ETHIC CAMP

February 28, 2014

Design Capacity	Population Type	Actual Population	% of Capacity
100	Min. Custody ISP	151	153%
		2	
		153	


Rate of violent victimization, by type of crime, 1993-2012
 Rate per 1,000 persons



Note: See appendix table 8 for estimates and standard errors.

*Due to methodological changes in the 2006 NCVS, use caution when comparing 2006 criminal victimization estimates to other years. See *Criminal Victimization, 2007* (NCJ 224390, B15 web, December 2008, for more information). Source: Bureau of Justice Statistics, National Crime Victimization Survey, 1993-2012.

Percent of violent victimization, by type of crime, 1993-2012



Note: See appendix table 9 for estimates and standard errors.

*Due to methodological changes in the 2006 NCVS, use caution when comparing 2006 criminal victimization estimates to other years. See *Criminal Victimization, 2007* (NCJ 224390, B15 web, December 2008, for more information). Source: Bureau of Justice Statistics, National Crime Victimization Survey, 1993-2012.

INSTITUTIONS / PROGRAMS

Average Cost Per Offender
(All facilities including Parole)
Nebraska FY 2013 \$26,046/year

Adult Parole Administration (APA)

Average Cost per Parolee per Year \$3,019
Cathy Gibson-Beltz, Administrator
Folsom & West Prospector Place, Bldg. 15
Lincoln, NE 68522
(402) 471-2654

Community Corrections Center-Lincoln (CCC-L)

Community Custody
Average Cost per Inmate per Year \$17,197
Rich Cruckshank, Warden
2720 West Van Dom
Lincoln, NE 68522
(402) 471-0740

Community Corrections Center-Omaha (CCC-O)

Community Custody
Average Cost per Inmate per Year \$19,168
Charles West, Warden
2320 Avenue J
Omaha, NE 68110
(402) 595-2010

Diagnostic & Evaluation Center (DEC)

Maximum Custody
Average Cost per Inmate per Year \$28,423
Fred Britten, Warden
3220 West Van Dom
Lincoln, NE 68522
(402) 471-3330

Lincoln Correctional Center (LCC)

Maximum & Medium Custody
Average Cost per Inmate per Year \$40,072
Mario Peart, Warden
3216 West Van Dom
Lincoln, NE 68522
(402) 471-2861

Nebraska was the tenth prison system in the nation having all adult facilities, industries, central office, staff training academy and adult parole accredited through the American Correctional Association.

Nebraska Correctional Center for Women (NCCW)

Maximum, Medium & Minimum Custody
Average Cost per Inmate per Year \$42,100
Denise Skrobecki, Warden
1107 Recharge Road
York, NE 68467-8003
(402) 362-3317

Nebraska Correctional Youth Facility (NCYF)

Maximum, Medium & Minimum Custody
Average Cost per Inmate per Year \$90,039
Ryan Mahr, Warden
2610 North 20th Street East
Omaha, NE 68110
(402) 595-2000

Nebraska State Penitentiary (NSP)

Maximum, Medium, Minimum Custody & Residential Treatment Community
Average Cost per Inmate per Year \$32,854
Diane Sabatka-Rine, Warden
4201 South 14th Street
Lincoln, NE 68542
(402) 471-3161

Omaha Correctional Center (OCC)

Medium & Minimum Custody
Average Cost per Inmate per Year \$28,553
Barbara Lewien, Warden
2323 Avenue J
Omaha, NE 68110
(402) 595-3964

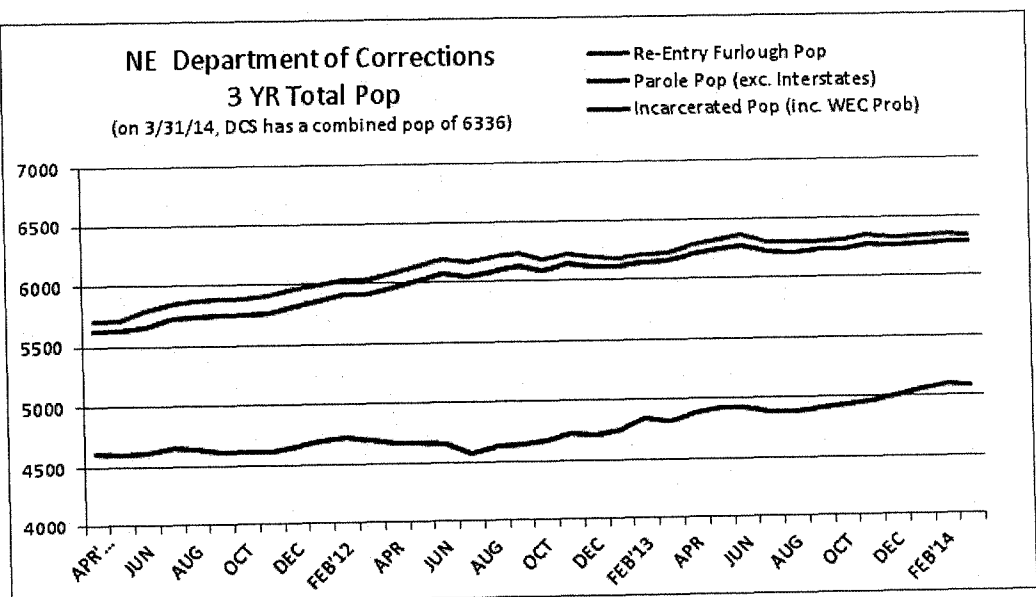
Tecumseh State Correctional Institution (TSCI)

Maximum, Medium, Death Row & Intensive Management
Average Cost per Inmate per Year \$34,664
Brian Gage, Warden
2725 N. Highway 50
Tecumseh, NE 68450
(402) 335-5998

Work Ethic Camp, McCook (WEC)

Intensive Supervision Probationers & Minimum Custody
Average Cost per Offender (see below) *\$15,354
Pam Morello, Warden
2309 North Highway 83
McCook, NE 69001
(308) 345-8405

* WEC average cost is based on FY2013 avg number of offenders X avg length in program (which is 4.4 mo's).



Source: NE Department of Corrections
Monthly Data Sheets

NEBRASKA DEPARTMENT of CORRECTIONAL SERVICES

March 31, 2014

Michael L. Kenney, Director

Robin Spindler, Deputy Director,
Administrative Services
Frank Hopkins, Deputy Director, Institutions
Larry Wayne, Deputy Director,
Programs & Community Services
Randy Kohl, Deputy Director, Health Services
John McGovern, Deputy Director,
Cornhusker State Industries



Folsom & West Prospector Place, Building 1
Lincoln, NE 68522
(402) 471-2654
FAX: (402) 479-5623
www.corrections.nebraska.gov

MISSION STATEMENT

To serve and protect the public by providing control, humane care and program opportunities for those individuals placed in its custody and supervision, thereby facilitating their return to society as responsible persons.

INMATE POPULATION

March 31, 2014

POPULATION vs. DESIGN CAPACITY

	Design Capacity	Actual Population	% of Capacity
CCC-L	200	368	184.00%
CCC-O	90	149	165.56%
DEC	160	427	266.88%
LCC	308	499	162.01%
NCCW	275	312	113.45%
NCYF	68	82	120.59%
NSP	718	1305	181.75%
OCC	396	747	188.64%
TSCI	960	1029	107.19%

TOTAL DCS: (excludes WEC inmates)
 3-31-14 3175 4918 154.90%
 3-31-13 3175 4760 149.92%

CRIME TYPE OF POPULATION

Part I Offenses *	1973	40.1%
Part II Offenses**	2945	59.9%
TOTAL POPULATION	4918	

*1st Degree Murder, 2nd Degree Murder, Manslaughter, 1st Degree Assault, 1st Degree Sexual Assault, 1st Degree Sexual Assault of a Child, Robbery.
 **All other offenses.

LIFE SENTENCES

Total Inmates Sentenced to Capital Punishment	11
Total Inmates Sentenced to Life w/out Parole	250
Total Inmates Sentenced to Life with Parole	88
Total Inmates Sentenced to Life w/out Parole (6-30-13)	240

9702

FACILITY SUCCESS RATE (FY13)

79.5%

ADMIT STATUS OF POPULATION - DEC

Admit Status	Population	% of Population
Sentenced	414	97.0%
90 Day Evaluator	3	0.7%
County Safekeeper	10	2.3%
TOTAL POPULATION	427	

ADMIT STATUS OF POPULATION - NCCW

Admit Status	Population	% of Population
Sentenced	304	97.4%
County Safekeeper	4	1.3%
Interstate Transfer	4	1.3%
TOTAL POPULATION	312	

(avg NCCW diag/eval unit pop is 40)

OFFENSE CATEGORY FOR MOST SERIOUS OFFENSE & PERCENT OF TOTAL

POPULATION CONFINED (6-30-13)

Offense	Population	% of Population
Sex Offenses	876	18.3%
Drugs	680	14.2%
Assault	605	12.6%
Homicide	516	10.8%
Robbery	432	9.0%
Theft	419	8.7%
Motor Vehicle	360	7.5%
Burglary	340	7.1%
Weapons	236	4.9%
Fraud	131	2.7%
Other	126	2.6%
Morals	70	1.5%
Restraint	47	1.0%
Arson	35	0.7%

CUSTODY CLASSIFICATION

CUSTODY LEVEL	TOTAL PER CUSTODY LEVEL	% OF TOTAL
Maximum	1375	28.0%
Medium	1197	24.4%
Minimum	1364	27.7%
Community	598	12.2%
Unclassified*	384	7.8%
TOTAL	4918	

*Unclassified admissions to the Diagnostic & Evaluation Center are treated as maximum until classification is completed.

RANDOM DRUG TESTING PROGRAM

Baseline test 6/1991 - 17.35% tested positive
2011 Average 1.40% tested positive
2012 Average 1.19% tested positive
2013 Average 0.90% tested positive

PAROLE POPULATION

March 31, 2014

Regular Sentence	1186	% of DCS Pop	18.72%
Interstate Transfers	206	(excluded)	
Re-Entry Furlough	61	(excluded)	

PAROLE SUCCESS RATE (FY13)

63.8%

Parole Eligible	1201	Avg. Time on Parole (FY13)	8.27 months
-----------------	------	----------------------------	-------------

PAROLE RANDOM DRUG TESTING

Baseline test 1997 - 12.5% tested positive
2011 Average 18.84% tested positive
2012 Average 20.40% tested positive
2013 1 st Half Avg. 20.00% tested positive

WORK ETHIC CAMP

March 31, 2014

Design Capacity	Population	Actual Population	% of Capacity
100	Min. Custody ISP	170	171%
		1	1%
		171	171%

Estimated percent of sentenced prisoners under state jurisdiction, by most serious offense, December 31, 1991, 2001, 2006, and 2011

Most serious offense	1991	2001	2006	2011
Total	100%	100%	100%	100%
Violent	44.6%	50.6%	50.4%	53.5%
Murder ^a	10.8	12.1	11.4	12.6
Negligent manslaughter	2.1	1.4	1.4	1.5
Rape/sexual assault	8.2	11.2	11.8	12.4
Robbery	13.9	13.5	13.2	13.7
Assault	7.9	9.7	9.9	10.3
Other violent	1.7	2.7	2.7	2.9
Property	25.3%	20.6%	19.6%	18.6%
Burglary	11.2	10.3	9.6	9.9
Larceny	5.8	4.0	3.4	3.2
Motor vehicle theft	1.9	1.4	1.6	1.1
Fraud	3.9	2.5	2.7	2.2
Other property	2.5	2.4	2.3	2.2
Drug	23.0%	21.0%	20.0%	16.6%
Possession	8.2	4.6	5.3	4.1
Other drug ^b	14.8	16.4	14.7	12.5
Public order ^c	6.6%	7.2%	9.4%	10.6%
Other/unspecified ^d	0.4%	0.6%	0.6%	0.7%
Number of sentenced prisoners	732,916	1,208,708	1,331,065	1,341,797

Note: Counts based on prisoners under state jurisdiction on December 31 with a sentence of more than 1 year. Detail may not sum to total due to rounding and missing offense data. Estimates may vary from those previously published due to differences in methodology. Sentenced prisoner totals from National Prisoner Statistics Program. Offense distribution based on National Corrections Reporting Program administrative data. See Methodology.
 Includes nonnegligent manslaughter.
 Includes drug trafficking.
 Includes weapons, drunk driving, and court offenses, habitual offender sanctions, commercialized vice, morals and decency offenses, and liquor law violations and other public order offenses.
 Includes juvenile offenses and other unspecified offense categories.
 Sources: Bureau of Justice Statistics, National Prisoner Statistics Program, 1991, 2001, 2006, and 2011; National Corrections Reporting Program, 2001, 2006, and 2011; and Survey of Inmates in State Correctional Facilities, 1991.

INSTITUTIONS / PROGRAMS

Average Cost Per Offender
(All facilities including Parole)
Nebraska FY 2013 \$26,046/year

Adult Parole Administration (APA)
Average Cost per Parolee per Year \$3,019
Cathy Gibson-Beltz, Administrator
Folsom & West Prospector Place, Bldg. 15
Lincoln, NE 68522
(402) 471-2654

Community Corrections Center-Lincoln (CCC-L)
Community Custody
Average Cost per Inmate per Year \$17,197
Rich Cruickshank, Warden
2720 West Van Dorn
Lincoln, NE 68522
(402) 471-0740

Community Corrections Center-Omaha (CCC-O)
Community Custody
Average Cost per Inmate per Year \$19,168
Charles West, Warden
2320 Avenue J
Omaha, NE 68110
(402) 595-2010

Diagnostic & Evaluation Center (DEC)
Maximum Custody
Average Cost per Inmate per Year \$28,423
Fred Britten, Warden
3220 West Van Dorn
Lincoln, NE 68522
(402) 471-3330

Lincoln Correctional Center (LCC)
Maximum & Medium Custody
Average Cost per Inmate per Year \$40,072
Mario Peart, Warden
3216 West Van Dorn
Lincoln, NE 68522
(402) 471-2861

Nebraska was the tenth prison system in the nation having all adult facilities, industries, central office, staff training academy, and adult parole accredited through the American Correctional Association.

Nebraska Correctional Center for Women (NCCW)
Maximum, Medium & Minimum Custody
Average Cost per Inmate per Year \$42,100
Denise Skrobecki, Warden
1107 Recharge Road
York, NE 68467-8003
(402) 362-3317

Nebraska Correctional Youth Facility (NCYF)
Maximum, Medium & Minimum Custody
Average Cost per Inmate per Year \$90,039
Ryan Maht, Warden
2610 North 20th Street East
Omaha, NE 68110
(402) 595-2000

Nebraska State Penitentiary (NSP)
Maximum, Medium, Minimum Custody & Residential Treatment Community
Average Cost per Inmate per Year \$32,854
Diane Sabatka-Rine, Warden
4201 South 14th Street
Lincoln, NE 68542
(402) 471-3161

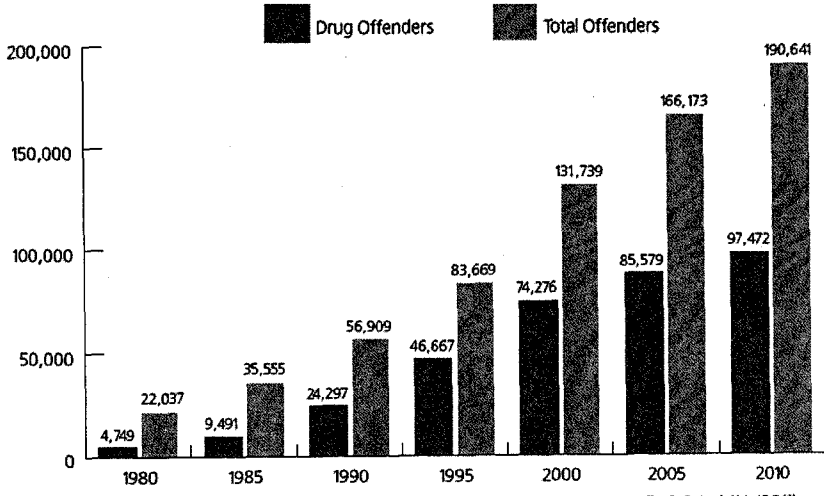
Omaha Correctional Center (OCC)
Medium & Minimum Custody
Average Cost per Inmate per Year \$28,553
Barbara Lewien, Warden
2323 Avenue J
Omaha, NE 68110
(402) 595-3964

Tecumseh State Correctional Institution (TSCI)
Maximum, Medium, Death Row & Intensive Management
Average Cost per Inmate per Year \$34,664
Brian Gage, Warden
2725 N. Highway 50
Tecumseh, NE 68450
(402) 335-5998

Work Ethic Camp, McCook (WEC)
Intensive Supervision Probationers & Minimum Custody
Average Cost per Offender (see below) *\$15,354
Pam Morello, Warden
2309 North Highway 83
McCook, NE 69001
(308) 345-8405

* WEC average cost is based on FY2013 avg number of offenders X avg length in program (which is 4.4 mo's).

Number of People in Federal Prisons for Drug Offenses, 1980-2010



Sources: Sourcebook of Criminal Justice Statistics Online; Guerino, P. M., Harrison, P., & Sabol, W. (2011). Prisoners in 2010. Washington, DC: Bureau of Justice Statistics.

NEBRASKA DEPARTMENT of CORRECTIONAL SERVICES
April 30, 2014

Michael L. Kenney, Director
Robin Spindler, Deputy Director, Administrative Services
Frank Hopkins, Deputy Director, Institutions
Larry Wayne, Deputy Director, Programs & Community Services
Randy Kohl, Deputy Director, Health Services
John McGovern, Deputy Director, Cornhusker State Industries



Folsom & West Prospector Place, Building 1
Lincoln, NE 68522
(402) 471-2654
FAX: (402) 479-5623
www.corrections.nebraska.gov

MISSION STATEMENT
To serve and protect the public by providing control, humane care and program opportunities for those individuals placed in its custody and supervision, thereby facilitating their return to society as responsible persons.

INMATE POPULATION

April 30, 2014

POPULATION vs. DESIGN CAPACITY

	Design Capacity	Actual Population	% of Capacity
CCC-L	200	362	181.00%
CCC-O	90	152	168.89%
DEC	160	477	298.13%
LCC	308	496	161.04%
NCCW	275	303	110.18%
NCYF	68	81	119.12%
NSP	718	1319	183.70%
OCC	396	739	185.61%
TSCI	960	1035	107.81%

TOTAL DCS: (excludes WEC inmates)

4-30-14	3175	4960	156.22%
4-30-13	3175	4759	149.89%

CRIME TYPE OF POPULATION

Part I Offenses *	1993	40.2%
Part II Offenses **	2967	59.8%
TOTAL POPULATION	4960	

*1st Degree Murder, 2nd Degree Murder, Manslaughter, 1st Degree Assault, 1st Degree Sexual Assault, 1st Degree Sexual Assault of a Child, Robbery.

**All other offenses.

LIFE SENTENCES

Total Inmates Sentenced to Capital Punishment	11
Total Inmates Sentenced to Life w/out Parole	251
Total Inmates Sentenced to Life with Parole	87
Total Inmates Sentenced to Life w/out Parole (6-30-13)	240

8702

FACILITY SUCCESS RATE (FY13)

79.5%

ADMIT STATUS of POPULATION - DEC

Admit Status	Population	% of Population
Sentenced	462	96.9%
90 Day Evaluator	5	1.0%
County Safekeeper	10	2.1%
TOTAL POPULATION	477	

ADMIT STATUS of POPULATION - NCCW

Admit Status	Population	% of Population
Sentenced	293	96.7%
90 Day Evaluator	1	0.3%
County Safekeeper	5	1.7%
Interstate Transfer	4	1.3%
TOTAL POPULATION	303	

(avg NCCW diag / eval unit pop is 40)

OFFENSE CATEGORY for MOST SERIOUS OFFENSE & PERCENT of TOTAL

POPULATION CONFINED (6-30-13)

Offense	Population	% of Population
Sex Offenses	876	18.3%
Drugs	680	14.2%
Assault	605	12.6%
Homicide	516	10.8%
Robbery	432	9.0%
Theft	419	8.7%
Motor Vehicle	360	7.5%
Burglary	340	7.1%
Weapons	236	4.9%
Fraud	131	2.7%
Other	126	2.6%
Morals	70	1.5%
Restraint	47	1.0%
Arson	35	0.7%

CUSTODY CLASSIFICATION

CUSTODY LEVEL	TOTAL PER CUSTODY LEVEL	% OF TOTAL
Maximum	1386	27.9%
Medium	1178	23.8%
Minimum	1406	28.3%
Community	575	11.6%
Unclassified*	415	8.4%
TOTAL	4960	

*Unclassified admissions to the Diagnostic & Evaluation Center are treated as maximum until classification is completed.

RANDOM DRUG TESTING PROGRAM

Baseline test 6/1991 - 17.35% tested positive

2011 Average	1.40% tested positive
2012 Average	1.19% tested positive
2013 Average	0.90% tested positive

PAROLE POPULATION

April 30, 2014

Regular Sentence	1193	% of DCS Pop	18.72%
Interstate Transfers	203	(excluded)	
Re-Entry Furlough	53	(excluded)	

PAROLE SUCCESS RATE (FY13)

63.8%

Parole Eligible	1219	Avg. Time on Parole (FY13)	8.27 months
-----------------	------	----------------------------	-------------

PAROLE RANDOM DRUG TESTING

Baseline test 1997 - 12.5% tested positive

2011 Average	18.84% tested positive
2012 Average	20.40% tested positive
2013 1 st Half Avg.	20.00% tested positive

WORK ETHIC CAMP

April 30, 2014

Design Capacity	Population Type	Actual Population	% of Capacity
100	Min. Custody ISP	167	168%
		1	
		168	

Percent of corrections expenditures on institutional capital outlay, by state, FY 1982-2010

State	Mean yearly percent of corrections expenditures spent on capital outlay		
	1982-1991	1992-2001	2002-2010
Northeast			
Iowa	25	1.1	2.4
Kansas	11.5	4.9	4.2
Minnesota	4.4	2.6	5.0
Missouri	12.8	6.3	4.6
Nebraska	7.6	4.7	1.7
South Dakota	2.6	1.1	1.7
Colorado	12.5	14.1	3.4
Wyoming	14.3	14.5	15.0

Note: Government expenditures for fiscal years preceding 2010 were inflation-adjusted to 2010 dollars, as appropriate for state spending. See Methodology.

Source: U.S. Census Bureau, Annual Survey of State Government Finances, 1982-2010.

INSTITUTIONS / PROGRAMS

Average Cost Per Offender
(All facilities including Parole)
Nebraska FY 2013 \$26,046/year

Adult Parole Administration (APA)

Average Cost per Parolee per Year \$3,019
Cathy Gibson-Beltz, Administrator
Folsom & West Prospector Place, Bldg. 15
Lincoln, NE 68522
(402) 471-2654

Community Corrections Center-Lincoln (CCC-L)

Community Custody
Average Cost per Inmate per Year \$17,197
Rich Crutchshank, Warden
2720 West Van Dorn
Lincoln, NE 68522
(402) 471-0740

Community Corrections Center-Omaha (CCC-O)

Community Custody
Average Cost per Inmate per Year \$19,168
Charles West, Warden
2320 Avenue J
Omaha, NE 68110
(402) 595-2010

Diagnostic & Evaluation Center (DEC)

Maximum Custody
Average Cost per Inmate per Year \$28,423
Fred Britten, Warden
3220 West Van Dorn
Lincoln, NE 68522
(402) 471-3330

Lincoln Correctional Center (LCC)

Maximum & Medium Custody
Average Cost per Inmate per Year \$40,072
Mario Paart, Warden
3216 West Van Dorn
Lincoln, NE 68522
(402) 471-2861

Nebraska was the tenth prison system in the nation having all adult facilities, industries, central office, staff training/career and adult parole accredited through the American Correctional Association.

Nebraska Correctional Center for Women (NCCW)

Maximum, Medium & Minimum Custody
Average Cost per Inmate per Year \$42,100
Denise Skrobecki, Warden
1107 Recharge Road
York, NE 68467-8003
(402) 362-3317

Nebraska Correctional Youth Facility (NCYF)

Maximum, Medium & Minimum Custody
Average Cost per Inmate per Year \$90,039
Ryan Mahr, Warden
2610 North 20th Street East
Omaha, NE 68110
(402) 595-2000

Nebraska State Penitentiary (NSP)

Maximum, Medium, Minimum Custody & Residential Treatment Community
Average Cost per Inmate per Year \$32,854
Diane Sabatka-Flint, Warden
4201 South 14th Street
Lincoln, NE 68542
(402) 471-3161

Omaha Correctional Center (OCC)

Medium & Minimum Custody
Average Cost per Inmate per Year \$28,553
Barbara Lewten, Warden
2323 Avenue J
Omaha, NE 68110
(402) 595-3964

Tecumseh State Correctional Institution (TSCI)

Maximum, Medium, Death Row & Intensive Management
Average Cost per Inmate per Year \$34,664
Brian Gage, Warden
2725 N. Highway 50
Tecumseh, NE 68450
(402) 335-5998

Work Ethic Camp, McCook (WEC)

Intensive Supervision Probationers & Minimum Custody
Average Cost per Offender (see below) *\$15,354
Pam Morello, Warden
2309 North Highway 83
McCook, NE 69001
(308) 345-8405

* WEC average cost is based on FY2013 avg number of offenders X avg length in program (which is 4.4 mo's).

Imprisonment rate of sentenced state and federal prisoners per 100,000 U.S. residents, by sex, race, Hispanic origin, and age, December 31, 2012

Age group	Total ^a	Males					Females				
		All male ^a	White ^b	Black ^b	Hispanic	Other ^{a,b}	All female ^a	White ^b	Black ^b	Hispanic	Other ^{a,b}
Total ^c	480	909	463	2,841	1,158	972	63	49	115	64	90
18-19	228	428	148	1,393	485	417	18	11	35	22	14
20-24	805	1,476	654	4,284	1,726	1,480	100	78	163	101	141
25-29	1,113	2,032	998	6,138	2,412	2,245	166	138	263	165	242
30-34	1,198	2,213	1,098	6,932	2,594	2,304	175	147	287	163	237
35-39	1,060	1,975	992	6,258	2,338	2,042	149	128	251	130	165
40-44	902	1,682	927	5,148	1,986	1,623	130	108	230	113	148
45-49	772	1,451	814	4,433	1,731	1,458	107	82	204	97	130
50-54	539	1,031	581	3,219	1,352	1,144	65	49	128	66	100
55-59	326	636	360	2,016	983	689	34	24	71	42	52
60-64	193	386	238	1,144	687	456	16	12	32	22	16
65 or older	66	146	99	423	280	193	4	3	6	7	8

Note: Counts based on prisoners with sentences of more than 1 year under the jurisdiction of state or federal correctional officials. Imprisonment rate is the number of prisoners under state or federal jurisdiction with a sentence of more than 1 year per 100,000 U.S. residents of corresponding sex, age, and race/ethnicity. Resident population estimates are from the U.S. Census Bureau for January 1 of the following year. Illinois and Nevada did not submit 2012 data to the National Prisoner Statistics Program, so their jurisdiction counts are imputed. See Methodology.

^aIncludes American Indians, Alaska Natives, Asians, Native Hawaiians, other Pacific Islanders, and persons identifying two or more races.

^bExcludes persons of Hispanic or Latino origin.

^cIncludes persons age 17 or younger.


Sources: Bureau of Justice Statistics, National Prisoner Statistics Program, 2012; Federal Justice Statistics Program, 2012; National Corrections Reporting Program, 2011; and Survey of Inmates in State and Local Correctional Facilities, 2004.

NEBRASKA DEPARTMENT of CORRECTIONAL SERVICES

May 31, 2014

Michael L. Kenney, Director

Robin Spindler, Deputy Director,
Administrative Services
Frank Hopkins, Deputy Director, Institutions
Larry Wayne, Deputy Director,
Programs & Community Services
Randy Kohl, Deputy Director, Health Services
John McGovern, Deputy Director,
Corryhunker State Industries



Folsom & West Prospector Place, Building 1
Lincoln, NE 68522
(402) 471-2654
FAX: (402) 479-5623
www.corrections.nebraska.gov

MISSION STATEMENT

To serve and protect the public by providing control, humane care and program opportunities for those individuals placed in its custody and supervision, thereby facilitating their return to society as responsible persons.

INMATE POPULATION

May 31, 2014

POPULATION vs. DESIGN CAPACITY

	Design Capacity	Actual Population	% of Capacity
CCC-L	200	367	183.50%
CCC-O	90	148	164.44%
DEC	160	505	315.63%
LCC	308	496	161.04%
NCCW	275	310	112.73%
NCYF	68	84	123.53%
NSP	718	1320	183.84%
OCC	396	751	189.65%
TSCI	960	1031	107.40%
WEC	100	163	163.00%

TOTAL DCS: (added WEC 5/14)
 5-31-14 3275 5175 158.02%
 5-31-13 3175 4796 151.06%

CRIME TYPE OF POPULATION

Part I Offenses *	2004	38.7%
Part II Offenses **	3171	61.3%
TOTAL POPULATION	5175	

*1st Degree Murder, 2nd Degree Murder, Manslaughter, 1st Degree Assault, 1st Degree Sexual Assault, 1st Degree Sexual Assault of a Child, Robbery.
 ** All other offenses.

LIFE SENTENCES

Total Inmates Sentenced to Capital Punishment	11
Total Inmates Sentenced to Life w/out Parole	254
Total Inmates Sentenced to Life with Parole	88
(6-30-13)	
Total Inmates Sentenced to Life w/out Parole	240

0502

FACILITY SUCCESS RATE (FY13)

79.5%

ADMIT STATUS OF POPULATION - DEC

Admit Status	Population	% of Population
Sentenced	489	96.8%
90 Day Evaluator	5	1.0%
County Safekeeper	11	2.2%
TOTAL POPULATION	477	

ADMIT STATUS OF POPULATION - NCCW

Admit Status	Population	% of Population
Sentenced	300	96.8%
90 Day Evaluator	2	0.6%
County Safekeeper	4	1.3%
Interstate Transfer	4	1.3%
TOTAL POPULATION	310	

(avg NCCW diag / eval unit pop is 40)

OFFENSE CATEGORY for MOST SERIOUS OFFENSE & PERCENT of TOTAL

POPULATION CONFINED (6-30-13)

Offense	Population	% of Population
Sex Offenses	876	18.3%
Drugs	680	14.2%
Assault	605	12.6%
Homicide	516	10.8%
Robbery	432	9.0%
Theft	419	8.7%
Motor Vehicle	360	7.5%
Burglary	340	7.1%
Weapons	236	4.9%
Fraud	131	2.7%
Other	126	2.6%
Morals	70	1.5%
Restraint	47	1.0%
Arson	35	0.7%

CUSTODY CLASSIFICATION

CUSTODY LEVEL	TOTAL PER CUSTODY LEVEL	% OF TOTAL
Maximum	1420	27.4%
Medium	1172	22.6%
Minimum	1556	30.1%
Community	574	11.2%
Unclassified*	453	8.8%
TOTAL	5175	

*Unclassified admissions to the Diagnostic & Evaluation Center are treated as maximum until classification is completed.

RANDOM DRUG TESTING PROGRAM

Baseline test 6/1991 - 17.35% tested positive
 2011 Average 1.40% tested positive
 2012 Average 1.19% tested positive
 2013 Average 0.90% tested positive
 2014 1st QT Avg. 0.48% tested positive

PAROLE POPULATION

May 31, 2014

Regular Sentence	1181	% of DCS Pop	18.42%
Interstate Transfers	199	(excluded)	
Re-Entry Furlough	56	(excluded)	

PAROLE SUCCESS RATE (FY13)

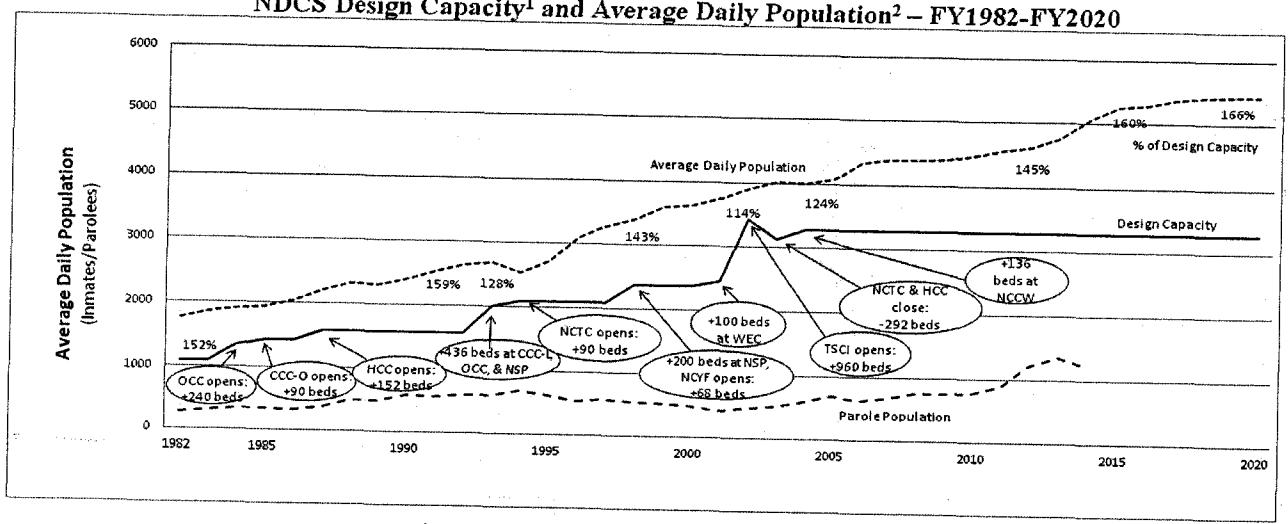
63.8%

Parole Eligible Avg. Time on Parole (FY13)
 1245 8.27 months

PAROLE RANDOM DRUG TESTING

Baseline test 1997 - 12.5% tested positive
 2011 Average 18.84% tested positive
 2012 Average 20.40% tested positive
 2013 Average 19.63% tested positive

NDCS Design Capacity¹ and Average Daily Population² - FY1982-FY2020



¹Design capacity includes 100 beds at the Work Ethic Camp in McCook, NE.
² 2014 numbers reflect year-to-date average daily population levels (July 1, 2013 through June 2, 2014). Institutional population projections after 2014 use EOFY population estimates provided by The JFA Institute (April 2013).

INSTITUTIONS / PROGRAMS

Average Cost Per Offender
(All facilities including Parole)
Nebraska FY 2013 \$26,046/year

Adult Parole Administration (APA)

Average Cost per Parolee per Year \$3,019
Cathy Gibson-Beltz, Administrator
Folsom & West Prospector Place, Bldg. 15
Lincoln, NE 68522
(402) 471-2654

Community Corrections Center-Lincoln (CCC-L)

Community Custody
Average Cost per Inmate per Year \$17,197
Rich Cruickshank, Warden
2720 West Van Dom
Lincoln, NE 68522
(402) 471-0740

Community Corrections Center-Omaha (CCC-O)

Community Custody
Average Cost per Inmate per Year \$19,168
Charles West, Warden
2320 Avenue J
Omaha, NE 68110
(402) 595-2010

Diagnostic & Evaluation Center (DEC)

Maximum Custody
Average Cost per Inmate per Year \$28,423
Fred Britten, Warden
3220 West Van Dom
Lincoln, NE 68522
(402) 471-3330

Lincoln Correctional Center (LCC)

Maximum & Medium Custody
Average Cost per Inmate per Year \$40,072
Mario Peart, Warden
3216 West Van Dom
Lincoln, NE 68522
(402) 471-2861

Nebraska was the tenth prison system in the nation having all adult facilities, industries, central office, staff training academies and adult parole accredited through the American Correctional Association.

Nebraska Correctional Center for Women (NCCW)

Maximum, Medium & Minimum Custody
Average Cost per Inmate per Year \$42,100
Denise Skrobecki, Warden
1107 Recharge Road
York, NE 68467-8003
(402) 362-3317

Nebraska Correctional Youth Facility (NCYF)

Maximum, Medium & Minimum Custody
Average Cost per Inmate per Year \$90,039
Ryan Mahr, Warden
2610 North 20th Street East
Omaha, NE 68110
(402) 595-2000

Nebraska State Penitentiary (NSP)

Maximum, Medium, Minimum Custody & Residential Treatment Community
Average Cost per Inmate per Year \$32,854
Diane Sabatka-Rine, Warden
4201 South 14th Street
Lincoln, NE 68542
(402) 471-3161

Omaha Correctional Center (OCC)

Medium & Minimum Custody
Average Cost per Inmate per Year \$28,563
Barbara Lewien, Warden
2323 Avenue J
Omaha, NE 68110
(402) 595-3964

Teumseh State Correctional Institution (TSCI)

Maximum, Medium, Death Row & Intensive Management
Average Cost per Inmate per Year \$34,664
Brian Gage, Warden
2725 N. Highway 50
Teumseh, NE 68450
(402) 335-5998

Work Ethic Camp, McCook (WEC)

Intensive Supervision Probationers & Minimum Custody
Average Cost per Offender (see below) *\$15,354
Pam Morello, Warden
2309 North Highway 83
McCook, NE 69001
(308) 345-8405

* WEC average cost is based on FY2013 avg number of offenders X avg length in program (which is 4.4 mo's).

Percent of victimization reported to police, by type of crime, 2003, 2011, and 2012

Type of crime	2003	2011	2012
Violent crime ^a	48%	49%	44%
Rape/sexual assault	56	27	28
Robbery	64	66	56
Assault	45	48	44
Aggravated assault	56	67	62
Simple assault	43	43	40
Domestic violence ^b	57	59	55
Intimate partner violence ^c	60	60	53
Violent crime involving injury	56	61	59
Serious violent crime ^d	58%	61%	54%
Serious domestic violence ^b	61	58	61
Serious intimate partner violence ^c	63	59	55
Serious violent crime involving weapons	59	67	56†
Serious violent crime involving injury	64	66	56
Property crime ^e	38%	37%	34%†
Burglary	54	52	55
Motor vehicle theft	77	83	79
Theft	31	30	26†

Note: See appendix table 6 for standard errors.
† Significant change from 2011 to 2012 at the 95% confidence level.
^a Includes rape or sexual assault, robbery, aggravated assault, and simple assault.
^b Includes victimization committed by intimate partners (current or former spouses, boyfriends, or girlfriends) and family members.
^c Includes victimization committed by current or former spouses, boyfriends, or girlfriends.
^d Includes rape or sexual assault, robbery, and aggravated assault.
^e Includes household burglary, motor vehicle theft, and theft.
Source: Bureau of Justice Statistics, National Crime Victimization Survey, 2003, 2011, and 2012.

NEBRASKA DEPARTMENT of CORRECTIONAL SERVICES

June 30, 2014

Michael L. Kenney, Director

Robin Spindler, Deputy Director,
Administrative Services
Frank Hopkins, Deputy Director, Institutions
Larry Wayne, Deputy Director,
Programs & Community Services
Randy Kohl, Deputy Director, Health Services
John McGovern, Deputy Director,
Cornhusker State Industries



Folsom & West Prospector Place, Building 1
Lincoln, NE 68522
(402) 471-2654
FAX: (402) 479-5623
www.corrections.nebraska.gov

MISSION STATEMENT

To serve and protect the public by providing control, humane care and program opportunities for those individuals placed in its custody and supervision, thereby facilitating their return to society as responsible persons.

INMATE POPULATION

June 30, 2014

POPULATION vs. DESIGN CAPACITY

	Design Capacity	Actual Population	% of Capacity
CCC-L	200	369	184.50%
CCC-O	90	163	181.11%
DEC	160	449	280.63%
LCC	308	503	163.31%
NCCW	275	304	110.55%
NCYF	68	82	120.59%
NSP	718	1318	183.57%
OCC	396	738	186.36%
TSCI	960	1034	107.71%
WEC	100	186	186.00%
TOTAL DCS: (added WEC 5/14)			
6-30-14	3275	5146	157.13%
6-30-13	3175	4796	151.06%

CRIME TYPE OF POPULATION

Part I Offenses *	2013	39.1%
Part II Offenses**	3133	60.9%
TOTAL POPULATION	5146	

*1st Degree Murder, 2nd Degree Murder, Manslaughter,
1st Degree Assault, 1st Degree Sexual Assault,
1st Degree Sexual Assault of a Child, Robbery.

** All other offenses.

LIFE SENTENCES

Total Inmates Sentenced to Capital Punishment	11
Total Inmates Sentenced to Life w/out Parole	257
Total Inmates Sentenced to Life with Parole	87
(6-30-14)	
Total Inmates Sentenced to Life w/out Parole	257

2502

FACILITY SUCCESS RATE (FY13)

79.5%

ADMIT STATUS OF POPULATION - DEC

Admit Status	Population	% of Population
Sentenced	436	97.1%
90 Day Evaluator	5	1.1%
County Safekeeper	8	1.8%
TOTAL POPULATION	449	

ADMIT STATUS OF POPULATION - NCCW

Admit Status	Population	% of Population
Sentenced	294	96.7%
90 Day Evaluator	2	0.7%
County Safekeeper	4	1.3%
Interstate Transfer	4	1.3%
TOTAL POPULATION	304	

(avg NCCW diag / eval unit pop is 40)

OFFENSE CATEGORY for MOST SERIOUS OFFENSE & PERCENT of TOTAL

POPULATION CONFINED (6-30-14)

Offense	Population	% of Population
Sex Offenses	897	17.4%
Drugs	648	12.6%
Assault	622	12.1%
Homicide	575	11.2%
Weapons	437	8.5%
Robbery	436	8.5%
Theft	406	7.9%
Burglary	365	7.1%
Motor Vehicle	331	6.4%
Other	130	2.5%
Fraud	122	2.4%
Morals	77	1.5%
Restraint	55	1.1%
Arson	29	0.6%

CUSTODY CLASSIFICATION

CUSTODY LEVEL	TOTAL PER CUSTODY LEVEL	% OF TOTAL
Maximum	1406	27.3%
Medium	1189	23.1%
Minimum	1561	30.3%
Community	607	11.8%
Unclassified*	383	7.4%
TOTAL	5146	

*Unclassified admissions to the Diagnostic & Evaluation Center are treated as maximum until classification is completed.

RANDOM DRUG TESTING PROGRAM

Baseline test 6/1991 - 17.35% tested positive	
2011 Average	1.40% tested positive
2012 Average	1.19% tested positive
2013 Average	0.90% tested positive
2014 1 st QT Avg.	0.48% tested positive

PAROLE POPULATION

June 30, 2014

Regular Sentence	1181	% of DCS Pop	18.42%
Interstate Transfers	199	(excluded)	
Re-Entry Furlough	56	(excluded)	

PAROLE SUCCESS RATE (FY13)

63.8%

Parole Eligible Avg. Time on Parole (FY13)

1245 8.27 months

PAROLE RANDOM DRUG TESTING

Baseline test 1997 - 12.5% tested positive	
2011 Average	18.84% tested positive
2012 Average	20.40% tested positive
2013 Average	19.63% tested positive

OUTSOURCED POPULATION

June 30, 2014

Hall County JAIL	35
Total	35

The homicide rate declined 48% from 1993 to 2011

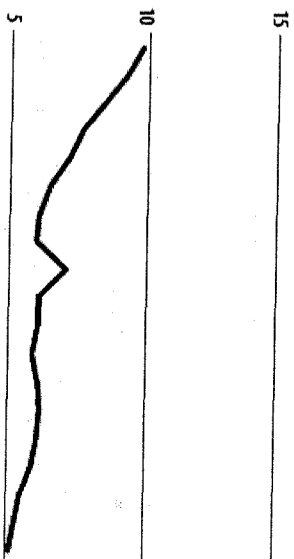
Since the NCVS interviews victims of crimes, homicide is not included in nonfatal victimization estimates. Homicide rates are based on data from the Center for Disease Control's Vital Statistics System.¹ From 1993 to 2011, the rate of homicide declined 48%, from 9.9 to 5.1 homicides per 100,000 persons (Figure 2). Over the past 10 years, from 2002 to 2011, the rate declined from 6.1 to 5.1 homicides per 100,000, with the majority of the decline occurring from 2008 to 2011.

¹The CDC's Vital Statistics are one of two national sources of data on homicide victimization. Rates of homicide are also available through the FBI's Supplemental Homicide Report (SHR). Rates of homicide may differ slightly depending on which source is used.

FIGURE 2

Homicide victimization, 1993-2011

Rate per 100,000 persons



Note: Homicide is injuries inflicted by another person with the intent to injure or kill resulting in death, by any means. Excludes homicides due to legal intervention and operations of war. Justifiable homicide is not identified in WISQARS. See appendix table 4 for rates.

¹Homicide estimates that occurred as a result of the events of September 11, 2001, are included in the total number of homicides. Preliminary estimates retrieved from Hoyert, DL, & Xu, JQ. (2012). Deaths: Preliminary data for 2011. *National Vital Statistics Reports*, 61(6).

Source: Centers for Disease Control and Prevention, National Center for Injury Prevention and Control, Web-based Injury Statistics Query and Reporting System (WISQARS), 1993-2010. Retrieved from www.cdc.gov/nrcipc/wisqars.

INSTITUTIONS / PROGRAMS

2053

Average Cost Per Offender
(All facilities including Parole)
Nebraska FY 2013 \$26,046/year

Adult Parole Administration (APA)
Average Cost per Parolee per Year \$3,019
Cathy Gibson-Beltz, Administrator
Folsom & West Prospector Place, Bldg. 15
Lincoln, NE 68522
(402) 471-2654

Community Corrections Center-Lincoln (CCC-L)
Community Custody
Average Cost per Inmate per Year \$17,197
Rich Cruckshank, Warden
2720 West Van Dorn
Lincoln, NE 68522
(402) 471-0740

Community Corrections Center-Omaha (CCC-O)
Community Custody
Average Cost per Inmate per Year \$19,168
Charles West, Warden
2320 Avenue 'J'
Omaha, NE 68110
(402) 595-2010

Diagnostic & Evaluation Center (DEC)
Maximum Custody
Average Cost per Inmate per Year \$28,423
Fred Britten, Warden
3220 West Van Dorn
Lincoln, NE 68522
(402) 471-3330

Lincoln Correctional Center (LCC)
Maximum & Medium Custody
Average Cost per Inmate per Year \$40,072
Mario Peart, Warden
3216 West Van Dorn
Lincoln, NE 68522
(402) 471-2861

Nebraska was the tenth prison system in the nation having all adult facilities, industries, central office, staff training academy, and adult parole accredited through the American Correctional Association.

Nebraska Correctional Center for Women (NCCW)

Maximum, Medium & Minimum Custody
Average Cost per Inmate per Year \$42,100
Denise Skrobecki, Warden
1107 Recharge Road
York, NE 68467-8003
(402) 362-3317

Nebraska Correctional Youth Facility (NCYF)
Maximum, Medium & Minimum Custody
Average Cost per Inmate per Year \$90,039
Ryan Mahr, Warden
2610 North 20th Street East
Omaha, NE 68110
(402) 595-2000

Nebraska State Penitentiary (NSP)
Maximum, Medium, Minimum Custody & Residential Treatment Community
Average Cost per Inmate per Year \$32,854
Diane Sabatka-Rhine, Warden
4201 South 14th Street
Lincoln, NE 68542
(402) 471-3161

Omaha Correctional Center (OCC)
Medium & Minimum Custody
Average Cost per Inmate per Year \$28,553
Barbara Lewien, Warden
2323 Avenue 'J'
Omaha, NE 68110
(402) 595-3964

Tecumseh State Correctional Institution (TSCI)
Maximum, Medium, Death Row & Intensive Management
Average Cost per Inmate per Year \$34,664
Brian Gage, Warden
2725 N. Highway 50
Tecumseh, NE 68450
(402) 335-5998

Work Ethic Camp, McCook (WEC)
Intensive Supervision Probationers & Minimum Custody
Average Cost per Offender (see below) *\$15,354
Pam Morello, Warden
2309 North Highway 83
McCook, NE 69001
(308) 345-8405

* WEC average cost is based on FY2013 avg number of offenders X avg length in program (which is 4.4 mo's).

Estimated releases from state prison, by most serious offense, 1991, 2001, 2006, and 2011

Most serious offense	1991	2001	2006	2011
Total	100%	100%	100%	100%
Violent	24.1%	25.7%	25.0%	27.9%
Murder ^a	1.8	1.5	1.3	1.4
Negligent manslaughter	0.9	0.7	0.6	0.7
Rape/sexual assault	4.1	4.5	4.4	5.3
Robbery	10.4	8.7	7.2	7.8
Assault	6.0	8.3	9.3	10.3
Other violent	1.0	1.9	2.2	2.4
Property	37.5%	30.1%	30.0%	29.4%
Burglary	17.2	12.1	11.1	12.0
Larceny	10.3	7.7	6.9	6.1
Motor vehicle theft	2.7	2.8	3.5	3.1
Fraud	4.3	4.1	4.8	3.9
Other property	3.0	3.6	3.7	4.2
Drug	27.9%	33.7%	30.9%	26.7%
Possession	7.0	8.8	10.0	8.5
Other drug ^b	21.0	24.9	20.9	18.3
Public order ^c	8.6%	10.0%	13.5%	15.0%
Other/unspecified ^d	1.9%	0.5%	0.6%	1.0%
Number of releases	419,831	590,256	661,994	635,833

Note: Counts based on prisoners with a sentence of more than 1 year released from state prison. Excludes transfers, escapes, and those absent without leave (AWOL). Detail may not sum to total due to rounding and missing offense data. Release totals from National Prisoner Statistics Program. Offense distribution based on National Corrections Reporting Program administrative data. See Methodology. Estimates may vary from those previously published due to differences in methodology.
^aIncludes nonnegligent manslaughter.
^bIncludes drug trafficking.
^cIncludes weapons, drunk driving, and court offenses; habitual offender sanctions; commercialized vice, morals, and decency offenses; and liquor law violations and other public order offenses.
^dIncludes juvenile offenses and other unspecified offense categories.

Sources: Bureau of Justice Statistics, National Prisoner Statistics Program and National Corrections Reporting Program, 1991, 2001, 2006, and 2011.

NEBRASKA DEPARTMENT of CORRECTIONAL SERVICES

July 31, 2014

Michael L. Kenney, Director

Robin Spindler, Deputy Director,
Administrative Services
Frank Hopkins, Deputy Director, Institutions
Larry Wayne, Deputy Director,
Programs & Community Services
Randy Kohl, Deputy Director, Health Services
John McGovern, Deputy Director,
Cornhusker State Industries



Folsom & West Prospector Place, Building 1
Lincoln, NE 68522
(402) 471-2654
FAX: (402) 479-5623
www.corrections.nebraska.gov

MISSION STATEMENT

To serve and protect the public by providing control, humane care and program opportunities for those individuals placed in its custody and supervision, thereby facilitating their return to society as responsible persons.

INMATE POPULATION

July 31, 2014

POPULATION vs. DESIGN CAPACITY

	Design Capacity	Actual Population	% of Capacity
CCC-L	200	379	189.50%
CCC-O	90	168	186.67%
DEC	160	430	268.75%
LCC	308	484	157.14%
NCCW	275	319	116.00%
NCYF	68	80	117.65%
NSP	718	1303	181.48%
OCC	396	748	188.89%
TSCI	960	1031	107.40%
WEC	100	188	188.00%
TOTAL DCS: (added WEC 5/14)			
7-31-14	3275	5130	156.64%
7-31-13	3175	4767	150.14%

CRIME TYPE OF POPULATION

Part I Offenses *	2014	39.3%
Part II Offenses**	3116	60.7%
TOTAL POPULATION	5130	

*1st Degree Murder, 2nd Degree Murder, Manslaughter, 1st Degree Assault, 1st Degree Sexual Assault, 1st Degree Sexual Assault of a Child, Robbery.

**All other offenses.

LIFE SENTENCES

Total Inmates Sentenced to Capital Punishment	11
Total Inmates Sentenced to Life w/out Parole	257
Total Inmates Sentenced to Life with Parole	87
(6-30-14)	
Total Inmates Sentenced to Life w/out Parole	257

5502

FACILITY SUCCESS RATE (FY13)

79.5%

ADMIT STATUS OF POPULATION - DEC

Admit Status	Population	% of Population
Sentenced	412	95.8%
90 Day Evaluator	4	0.9%
County Safekeeper	14	3.3%
TOTAL POPULATION	430	

ADMIT STATUS OF POPULATION - NCCW

Admit Status	Population	% of Population
Sentenced	310	97.2%
90 Day Evaluator	1	0.3%
County Safekeeper	4	1.3%
Interstate Transfer	4	1.3%
TOTAL POPULATION	319	

(avg NCCW diag/eval unit pop is 40)

OFFENSE CATEGORY for MOST SERIOUS OFFENSE & PERCENT of TOTAL

POPULATION CONFINED (6-30-14)

Offense	Population	% of Population
Sex Offenses	897	17.4%
Drugs	648	12.6%
Assault	622	12.1%
Homicide	575	11.2%
Weapons	437	8.5%
Robbery	436	8.5%
Theft	406	7.9%
Burglary	365	7.1%
Motor Vehicle	331	6.4%
Other	130	2.5%
Fraud	122	2.4%
Morals	77	1.5%
Restraint	55	1.1%
Arson	29	0.6%

CUSTODY CLASSIFICATION

CUSTODY LEVEL	TOTAL PER CUSTODY LEVEL	% OF TOTAL
Maximum	1399	27.3%
Medium	1175	22.9%
Minimum	1573	30.7%
Community	601	11.7%
Unclassified*	382	7.4%
TOTAL	5130	

*Unclassified admissions to the Diagnostic & Evaluation Center are treated as maximum until classification is completed.

RANDOM DRUG TESTING PROGRAM

Baseline test 6/1991 - 17.35% tested positive	
2011 Average	1.40% tested positive
2012 Average	1.19% tested positive
2013 Average	0.90% tested positive
2014 1 st QT Avg.	0.48% tested positive

PAROLE POPULATION

July 31, 2014

Regular Sentence	1148	% of DCS Pop	17.89%
Interstate Transfers	199	(excluded)	
Re-Entry Furlough	45	(excluded)	

PAROLE SUCCESS RATE (FY13)

63.8%

Parole Eligible	1278	Avg. Time on Parole (FY14)	8.66 months
-----------------	------	----------------------------	-------------

PAROLE RANDOM DRUG TESTING

Baseline test 1997 - 12.5% tested positive	
2011 Average	18.84% tested positive
2012 Average	20.40% tested positive
2013 Average	19.63% tested positive

OUTSOURCED POPULATION

July 31, 2014

Hall County JAIL	87
Platte County JAIL	6
Total	93

Estimated state prison admissions, by most serious offense, 1991, 2001, 2006, and 2011

Most serious offense	1991	2001	2006	2011
Total	100%	100%	100%	100%
Violent	26.9%	27.3%	26.1%	29.1%
Murder ^a	2.6	2.1	1.7	2.0
Negligent manslaughter	1.0	0.8	0.7	0.7
Raped/sexual assault	4.9	5.2	5.1	5.4
Robbery	10.5	8.5	7.0	8.0
Assault	6.7	8.7	9.3	10.6
Other violent	1.1	2.1	2.3	2.4
Property	35.6%	29.4%	29.1%	29.0%
Burglary	16.1	11.4	10.7	12.4
Larceny	9.4	7.5	6.6	6.1
Motor vehicle theft	3.0	2.7	3.4	2.6
Fraud	3.9	4.2	4.7	3.9
Other property	2.9	3.6	3.7	4.0
Drug	28.3%	32.1%	29.9%	25.4%
Possession	7.0	8.9	9.7	8.0
Other drug ^b	21.3	23.3	20.2	17.3
Public order ^c	7.8%	10.6%	14.4%	15.8%
Other/unspecified ^d	1.6%	0.5%	0.6%	0.8%
Number of admissions	466,285	593,838	689,536	610,917

Note: Counts based on prisoners with a sentence of more than 1 year admitted to state prison. Excludes transfers, escapes, and those absent without leave (AWOL). Detail may not sum to total due to rounding and missing offense data. Admission totals from National Prisoner Statistics Program. Offense distribution based on National Corrections Reporting Program administrative data. See Methodology. Estimates may vary from those previously published due to differences in methodology.

^aIncludes nonnegligent manslaughter.

^bIncludes drug trafficking.

^cIncludes weapons, drunk driving, and court offenses, habitual offender sanctions, commercialized vice, morals, and decency offenses; and liquor law violations and other public order offenses.

^dIncludes juvenile offenses and other unspecified offense categories.

Sources: Bureau of Justice Statistics, National Prisoner Statistics Program and National Corrections Reporting Program, 1991, 2001, 2006, and 2011.

INSTITUTIONS / PROGRAMS

Average Cost Per Offender
(All facilities including Parole)
Nebraska FY 2014 \$28,182/year

Adult Parole Administration (APA)

Average Cost per Parolee per Year \$4,090
Cathy Gibson-Beltz, Administrator
Folsom & West Prospector Place, Bldg. 15
Lincoln, NE 68522
(402) 471-2654

Community Corrections Center-Lincoln (CCC-L)

Community Custody
Average Cost per Inmate per Year \$18,833
Rich Crutchshank, Warden
2720 West Van Dorn
Lincoln, NE 68522
(402) 471-0740

Community Corrections Center-Omaha (CCC-O)

Community Custody
Average Cost per Inmate per Year \$21,905
Charles West, Warden
2320 Avenue J
Omaha, NE 68110
(402) 595-2010

Diagnostic & Evaluation Center (DEC)

Maximum Custody
Average Cost per Inmate per Year \$32,230
Fred Britten, Warden
3220 West Van Dorn
Lincoln, NE 68522
(402) 471-3330

Lincoln Correctional Center (LCC)

Maximum & Medium Custody
Average Cost per Inmate per Year \$41,459
Mario Peart, Warden
3216 West Van Dorn
Lincoln, NE 68522
(402) 471-2861

Nebraska was the tenth prison system in the nation having all adult facilities, industries, central office, staff training academy and adult parole accredited through the American Correctional Association.

Nebraska Correctional Center for Women (NCCW)

Maximum, Medium & Minimum Custody
Average Cost per Inmate per Year \$39,875
Denise Skrobecki, Warden
1107 Recharge Road
York, NE 68467-8003
(402) 362-3317

Nebraska Correctional Youth Facility (NCYF)

Maximum, Medium & Minimum Custody
Average Cost per Inmate per Year \$92,256
Ryan Matr, Warden
2610 North 20th Street East
Omaha, NE 68110
(402) 595-2000

Nebraska State Penitentiary (NSP)

Maximum, Medium, Minimum Custody & Residential Treatment Community
Average Cost per Inmate per Year \$33,886
Diane Sabatka-Rine, Warden
4201 South 14th Street
Lincoln, NE 68542
(402) 471-3161

Omaha Correctional Center (OCC)

Medium & Minimum Custody
Average Cost per Inmate per Year \$25,922
Barbara Lewien, Warden
2323 Avenue J
Omaha, NE 68110
(402) 595-3964

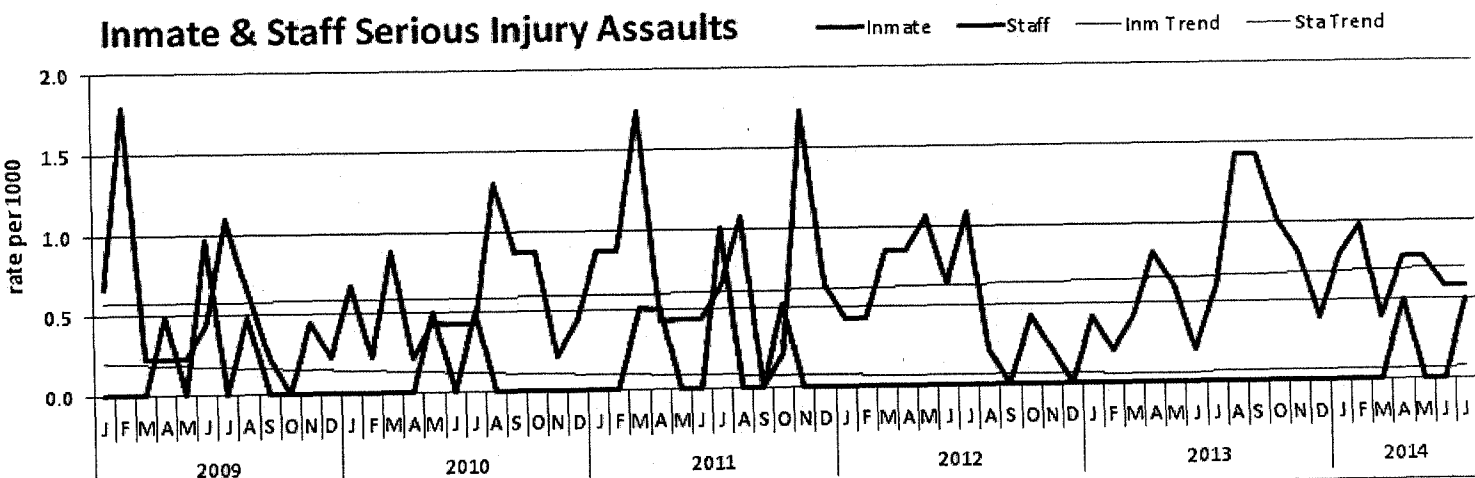
Tecumseh State Correctional Institution (TSCI)

Maximum, Medium, Death Row & Intensive Management
Average Cost per Inmate per Year \$36,605
Brian Gage, Warden
2725 N. Highway 50
Tecumseh, NE 68450
(402) 335-5998

Work Ethic Camp, McCook (WEC)

Intensive Supervision Probationers & Minimum Custody
Average Cost per Inmate per Year \$40,666
Pam Morello, Warden
2309 North Highway 83
McCook, NE 69001
(308) 345-8405

Inmate & Staff Serious Injury Assaults



NEBRASKA DEPARTMENT of CORRECTIONAL SERVICES

August 31, 2014

Michael L. Kenney, Director

Robin Spindler, Deputy Director,
Administrative Services
Frank Hopkins, Deputy Director, Institutions
Larry Wayne, Deputy Director,
Programs & Community Services
Randy Kohl, Deputy Director, Health Services
John McGovern, Deputy Director,
Cornhusker State Industries



Folsom & West Prospector Place, Building 1
Lincoln, NE 68522
(402) 471-2654
FAX: (402) 479-5623
www.corrections.nebraska.gov

MISSION STATEMENT

To serve and protect the public by providing control, humane care and program opportunities for those individuals placed in its custody and supervision, thereby facilitating their return to society as responsible persons.

INMATE POPULATION

August 31, 2014

POPULATION vs. DESIGN CAPACITY

	Design Capacity	Actual Population	% of Capacity
CCC-L	200	379	189.50%
CCC-O	90	154	171.11%
DEC	160	407	254.38%
LCC	308	491	159.42%
NCCW	275	323	117.45%
NCYF	68	74	108.82%
NSP	718	1312	182.73%
OCC	396	764	192.93%
TSCI	960	1021	106.35%
WEC	100	169	169.00%
TOTAL DCS: (added WEC 5/14)			
8-31-14	3275	5094	155.54%
8-31-13	3175	4748	149.54%

DCS' COUNTY JAIL POPULATION

August 31, 2014

Phelps County JAIL	16
Hall County JAIL	105
Platte County JAIL	18
Total	139

CRIME TYPE OF POPULATION

Part I Offenses *	2016	39.6%
Part II Offenses**	3078	60.4%
TOTAL POPULATION	5094	

*1st Degree Murder, 2nd Degree Murder, Manslaughter, 1st Degree Assault, 1st Degree Sexual Assault, 1st Degree Sexual Assault of a Child, Robbery.

** All other offenses.

FACILITY SUCCESS RATE (FY13)

79.5%

9502

ADMIT STATUS OF POPULATION - DEC

Admit Status	Population	% of
Sentenced	389	95.6%
90 Day Evaluator	2	0.5%
County Safekeeper	16	3.9%
TOTAL POPULATION	407	

ADMIT STATUS OF POPULATION - NCCW

Admit Status	Population	% of
Sentenced	315	97.5%
Interstate Transfer	4	1.2%
County Safekeeper	4	1.2%
TOTAL POPULATION	323	

(avg NCCW diag / eval unit pop is 40)

OFFENSE CATEGORY for MOST SERIOUS OFFENSE & PERCENT of TOTAL

POPULATION CONFINED (6-30-14)

Offense	Population	% of
Sex Offenses	897	17.4%
Drugs	648	12.6%
Assault	622	12.1%
Homicide	575	11.2%
Weapons	437	8.5%
Robbery	436	8.5%
Theft	406	7.9%
Burglary	365	7.1%
Motor Vehicle	331	6.4%
Other	130	2.5%
Fraud	122	2.4%
Morals	77	1.5%
Restraint	55	1.1%
Arson	29	0.6%

LIFE SENTENCES

Total Inmates Sentenced to Capital Punishment	11
Total Inmates Sentenced to Life w/out Parole	258
Total Inmates Sentenced to Life with Parole (6-30-14)	85
Total Inmates Sentenced to Life w/out Parole	257

CUSTODY CLASSIFICATION

CUSTODY LEVEL	TOTAL PER CUSTODY LEVEL	% OF TOTAL
Maximum	1390	27.3%
Medium	1210	23.8%
Minimum	1534	30.1%
Community	591	11.6%
Unclassified*	369	7.2%
TOTAL	5094	

*Unclassified admissions to the Diagnostic & Evaluation Center are treated as maximum until classification is completed.

RANDOM DRUG TESTING PROGRAM

Baseline test 6/1991 - 17.35% tested positive
2011 Average 1.40% tested positive
2012 Average 1.19% tested positive
2013 Average 0.90% tested positive
2014 1 st QT Avg. 0.48% tested positive

PAROLE POPULATION

August 31, 2014

Regular Sentence	1164	% of DCS Pop	18.06%
Interstate Transfers	205	(excluded)	
Re-Entry Furlough	44	(excluded)	
Temp. Placement	3	(excluded)	

PAROLE SUCCESS RATE (FY13)

63.8%

PAROLE ELIGIBLE Avg. Time on Parole (FY14)

1286 8.69 months

PAROLE RANDOM DRUG TESTING

Baseline test 1997 - 12.5% tested positive
2011 Average 18.84% tested positive
2012 Average 20.40% tested positive
2013 Average 19.63% tested positive

Admissions and releases of sentenced prisoners by jurisdiction, 2011 and 2012

Jurisdiction	Admissions during ^a				Releases during ^b				
	2011 Total	2012 Total	Percent change, 2011-2012	2012 New court commitments ^c	2011 Total	2012 Total	Percent change, 2011-2012	2012 Unconditional ^e	2012 Conditional ^f
U.S. Total	671,551	609,781	-9.2%	444,591	691,072	637,411	-7.8%	213,204	408,186
Federal	60,634	55,938	-7.7	51,241	55,239	56,037	1.4	55,079	591
State	610,917	553,843	-9.3	393,350	635,833	581,374	-8.6	158,125	407,595
Colorado	9,455	9,409	-0.5	5,009	9,367	10,919	16.6	1,315	9,426
Iowa	4,709	4,877	3.6	3,754	5,105	5,221	2.3	1,330	3,810
Kansas	4,954	5,060	2.1	3,701	4,671	4,795	2.7	1,159	3,614
Minnesota	7,214	7,412	2.7	4,735	7,734	7,730	-0.1	1,049	6,666
Missouri	17,979	18,216	1.3	9,748	17,823	17,957	0.8	1,625	16,238
Nebraska	2,410	2,761	14.6	2,162	2,391	2,688	12.4	722	1,950
South Dakota	2,820	2,918	3.5	1,180	2,732	2,812	2.9	399	2,402
Wyoming	857	907	5.8	770	787	878	11.6	213	659

Note: As of December 31, 2001, sentenced felons from the District of Columbia are the responsibility of the Federal Bureau of Prisons.

^aNot reported.

^bCounts based on prisoners with a sentence of more than 1 year. Counts exclude transfers, escapes, and those absent without leave (AWOL). Totals include other conditional release violators, returns from appeal or bond, and other admissions. See Methodology.

^cCounts based on prisoners with a sentence of more than 1 year. Counts exclude transfers, escapes, and those absent without leave (AWOL). Totals include deaths, releases to appeal or bond, and other releases. See Methodology.

^dAlaska did not report type of admission or release. Total admissions and releases include Alaskan reported values, but state and national totals by type of admission and release do not.

^eIncludes all conditional release violators returned to prison for either violations of conditions of release or for new crimes.

^fIncludes releases to probation, supervised mandatory releases, and other unspecified conditional releases.

^gIncludes expirations of sentence, commutations, and other unconditional releases.

Source: Bureau of Justice Statistics, National Prisoner Statistics Program, 2011-2012.

INSTITUTIONS / PROGRAMS

2057

Average Cost Per Offender
(All facilities including Parole)
Nebraska FY 2014 \$28,182/year

Adult Parole Administration (APA)

Average Cost per Parolee per Year \$4,090
Cathy Gibson-Beltz, Administrator
Folsom & West Prospector Place, Bldg. 15
Lincoln, NE 68522
(402) 471-2654

Community Corrections Center-Lincoln (CCC-L)

Community Custody
Average Cost per Inmate per Year \$18,833
Rich Cruickshank, Warden
2720 West Van Dorn
Lincoln, NE 68522
(402) 471-0740

Community Corrections Center-Omaha (CCC-O)

Community Custody
Average Cost per Inmate per Year \$21,905
Charles West, Warden
2320 Avenue 'J'
Omaha, NE 68110
(402) 595-2010

Diagnostic & Evaluation Center (DEC)

Maximum Custody
Average Cost per Inmate per Year \$32,230
Fred Britten, Warden
3220 West Van Dorn
Lincoln, NE 68522
(402) 471-3330

Lincoln Correctional Center (LCC)

Maximum & Medium Custody
Average Cost per Inmate per Year \$41,459
Mario Peart, Warden
3216 West Van Dorn
Lincoln, NE 68522
(402) 471-2861

Nebraska was the tenth prison system in the nation having all adult facilities, industries, central office, staff training academy, and adult parole accredited through the American Correctional Association.

Nebraska Correctional Center for Women (NCCW)

Maximum, Medium & Minimum Custody
Average Cost per Inmate per Year \$39,875
Denise Skrobecki, Warden
1107 Recharge Road
York, NE 68467-8003
(402) 362-3317

Nebraska Correctional Youth Facility (NCYF)

Maximum, Medium & Minimum Custody
Average Cost per Inmate per Year \$92,256
Ryan Mahr, Warden
2610 North 20th Street East
Omaha, NE 68110
(402) 595-2000

Nebraska State Penitentiary (NSP)

Maximum, Medium, Minimum Custody & Residential Treatment Community
Average Cost per Inmate per Year \$33,886
Diane Sabatka-Rine, Warden
4201 South 14th Street
Lincoln, NE 68542
(402) 471-3161

Omaha Correctional Center (OCC)

Medium & Minimum Custody
Average Cost per Inmate per Year \$25,922
Barbara Lewten, Warden
2323 Avenue 'J'
Omaha, NE 68110
(402) 595-3964

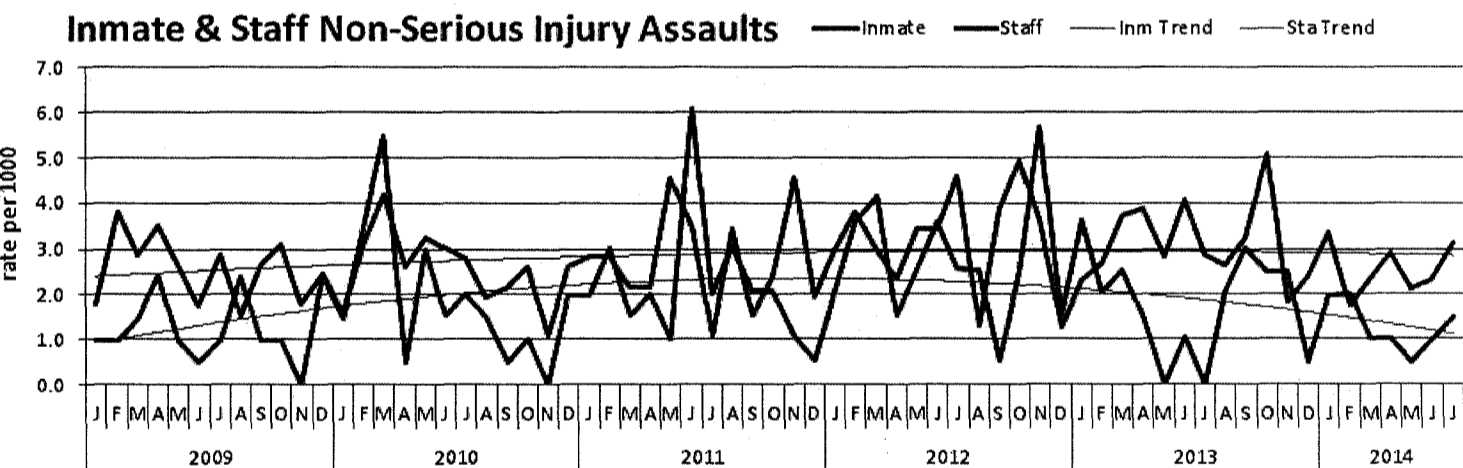
Tecumseh State Correctional Institution (TSCI)

Maximum, Medium, Death Row & Intensive Management
Average Cost per Inmate per Year \$36,605
Brian Gage, Warden
2725 N. Highway 50
Tecumseh, NE 68450
(402) 335-5998

Work Ethic Camp, McCook (WEC)

Intensive Supervision Probationers & Minimum Custody
Average Cost per Inmate per Year \$40,666
Pam Morello, Warden
2309 North Highway 83
McCook, NE 69001
(308) 345-8405

Inmate & Staff Non-Serious Injury Assaults



NEBRASKA DEPARTMENT of CORRECTIONAL SERVICES

September 30, 2014

Michael L. Kenney, Director
Robin Spindler, Deputy Director, Administrative Services
Frank Hopkins, Deputy Director, Institutions
Larry Wayne, Deputy Director, Programs & Community Services
Randy Kohl, Deputy Director, Health Services
John McGovern, Deputy Director, Cornhusker State Industries



Folsom & West Prospector Place, Building 1
Lincoln, NE 68522
(402) 471-2654
FAX: (402) 479-5623
www.corrections.nebraska.gov

MISSION STATEMENT
To serve and protect the public by providing control, humane care and program opportunities for those individuals placed in its custody and supervision, thereby facilitating their return to society as responsible persons.

INMATE POPULATION

September 30, 2014

POPULATION vs. DESIGN CAPACITY

	Design Capacity	Actual Population	% of Capacity
CCC-L	200	369	184.50%
CCC-O	90	149	165.56%
DEC	160	480	300.00%
LCC	308	495	160.71%
NCCW	275	335	121.82%
NCYF	68	82	120.59%
NSP	718	1318	183.57%
OCC	396	751	189.65%
TSCI	960	1026	106.88%
WEC	100	146	146.00%
TOTAL DCS: (added WEC 5/14)			
9-30-14	3275	5151	157.28%
9-30-13	3175	4762	149.98%

DCS' COUNTY JAIL POPULATION

September 30, 2014

Pheps County JAIL	18
Hall County JAIL	113
Dawson County JAIL	8
Platte County JAIL	24
Total	163

CRIME TYPE of POPULATION

Part I Offenses *	2036	39.5%
Part II Offenses**	3115	60.5%
TOTAL POPULATION	5151	

*1st Degree Murder, 2nd Degree Murder, Manslaughter,
1st Degree Assault, 1st Degree Sexual Assault,
1st Degree Sexual Assault of a Child, Robbery.

**All other offenses.

FACILITY SUCCESS RATE (FY13)

8502

79.5%

ADMIT STATUS of POPULATION - DEC

Admit Status	Population	% of Population
Sentenced	458	95.4%
County Safekeeper	22	4.6%

TOTAL POPULATION 480

ADMIT STATUS of POPULATION - NCCW

Admit Status	Population	% of Population
Sentenced	327	97.6%
Interstate Transfer	4	1.2%
County Safekeeper	4	1.2%

TOTAL POPULATION 335

(avg NCCW diag / eval unit pop is 40)

OFFENSE CATEGORY for MOST SERIOUS OFFENSE & PERCENT of TOTAL

POPULATION CONFINED (6-30-14)

Offense	Population	% of Population
Sex Offenses	897	17.4%
Drugs	648	12.6%
Assault	622	12.1%
Homicide	575	11.2%
Weapons	437	8.5%
Robbery	436	8.5%
Theft	406	7.9%
Burglary	365	7.1%
Motor Vehicle	331	6.4%
Other	130	2.5%
Fraud	122	2.4%
Morals	77	1.5%
Restraint	55	1.1%
Arson	29	0.6%

LIFE SENTENCES

Total Inmates Sentenced to Capital Punishment	11
Total Inmates Sentenced to Life w/out Parole	256
Total Inmates Sentenced to Life with Parole	86
Total Inmates Sentenced to Life w/out Parole (6-30-14)	257

CUSTODY CLASSIFICATION

CUSTODY LEVEL	TOTAL PER CUSTODY LEVEL	% OF TOTAL
Maximum	1402	27.2%
Medium	1218	23.6%
Minimum	1520	29.5%
Community	580	11.3%
Unclassified*	431	8.4%
TOTAL	5151	

*Unclassified admissions to the Diagnostic & Evaluation Center are treated as maximum until classification is completed.

RANDOM DRUG TESTING PROGRAM

Baseline test 6/1991 - 17.35% tested positive	
2011 Average	1.40% tested positive
2012 Average	1.19% tested positive
2013 Average	0.90% tested positive
2014 1 st QT Avg.	0.48% tested positive

PAROLE POPULATION

September 30, 2014

Regular Sentence	1097	% of DCS Pop	18.06%
Interstate Transfers	203	(excluded)	
Re-Entry Furlough	44	(excluded)	
Temp. Placement	3	(excluded)	

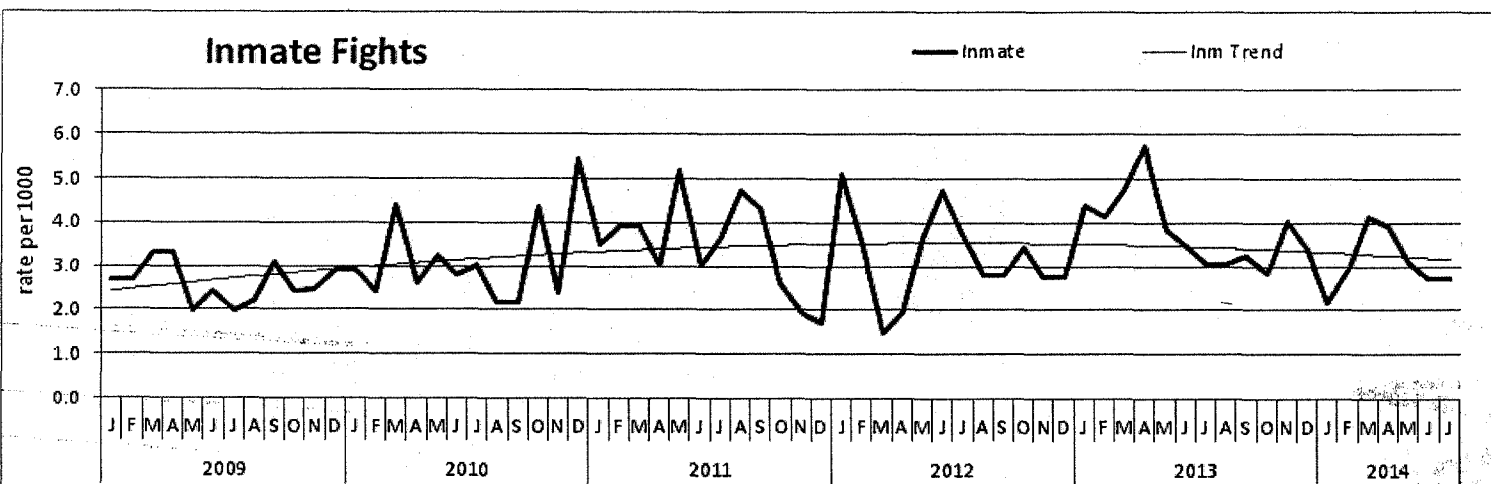
PAROLE SUCCESS RATE (FY13)

63.8%

Parole Eligible 1287 Avg. Time on Parole (FY14) 8.69 months

PAROLE RANDOM DRUG TESTING

Baseline test 1997 - 12.5% tested positive	
2011 Average	18.84% tested positive
2012 Average	20.40% tested positive
2013 Average	19.63% tested positive



INSTITUTIONS / PROGRAMS

Average Cost Per Offender
(All facilities including Parole)
Nebraska FY 2014 \$28,182/year

Adult Parole Administration (APA)

Average Cost per Parolee per Year \$4,090
Cathy Gibson-Beltz, Administrator
Folsom & West Prospector Place, Bldg. 15
Lincoln, NE 68522
(402) 471-2654

Community Corrections Center-Lincoln (CCC-L)

Community Custody
Average Cost per Inmate per Year \$18,833
Rich Cruckshank, Warden
2720 West Van Dorn
Lincoln, NE 68522
(402) 471-0740

Community Corrections Center-Omaha (CCC-O)

Community Custody
Average Cost per Inmate per Year \$21,905
Charles West, Warden
2320 Avenue 'J'
Omaha, NE 68110
(402) 595-2010

Diagnostic & Evaluation Center (DEC)

Maximum Custody
Average Cost per Inmate per Year \$32,230
Fred Britten, Warden
3220 West Van Dorn
Lincoln, NE 68522
(402) 471-3330

Lincoln Correctional Center (LCC)

Maximum & Medium Custody
Average Cost per Inmate per Year \$41,459
Mario Pearl, Warden
3216 West Van Dorn
Lincoln, NE 68522
(402) 471-2861

Nebraska was the tenth prison system in the nation having all adult facilities, industries, central office, staff training academy and adult parole accredited through the American Correctional Association.

Nebraska Correctional Center for Women (NCCW)

Maximum, Medium & Minimum Custody
Average Cost per Inmate per Year \$39,875
Denise Skrobecki, Warden
1107 Recharge Road
York, NE 68467-8003
(402) 362-3317

Nebraska Correctional Youth Facility (NCYF)

Maximum, Medium & Minimum Custody
Average Cost per Inmate per Year \$92,256
Ryan Mahr, Warden
2610 North 20th Street East
Omaha, NE 68110
(402) 595-2000

Nebraska State Penitentiary (NSP)

Maximum, Medium, Minimum Custody & Residential Treatment Community
Average Cost per Inmate per Year \$33,886
Diane Sabatka-Fine, Warden
4201 South 14th Street
Lincoln, NE 68542
(402) 471-3161

Omaha Correctional Center (OCC)

Medium & Minimum Custody
Average Cost per Inmate per Year \$25,922
Barbara Lewien, Warden
2323 Avenue 'J'
Omaha, NE 68110
(402) 595-3964

Tecumseh State Correctional Institution (TSCI)

Maximum, Medium, Death Row & Intensive Management
Average Cost per Inmate per Year \$36,605
Brian Gage, Warden
2725 N. Highway 50
Tecumseh, NE 68450
(402) 335-5998

Work Ethic Camp, McCook (WEC)

Intensive Supervision Probationers & Minimum Custody
Average Cost per Inmate per Year \$40,666
Pam Morello, Warden
2309 North Highway 83
McCook, NE 69001
(308) 345-8405

RECIDIVISM BY MOST SERIOUS OFFENSE CATEGORY

	Non-Recidivist		Recidivist	
	Number	Percent	Number	Percent
MCO Group				
Arson	9	64.3%	5	35.7%
Assault	249	80.1%	62	19.9%
Burglary	140	62.8%	83	37.2%
Drugs	360	75.3%	118	24.7%
Fraud	67	63.2%	39	36.8%
Homicide	21	84.0%	4	16.0%
Morals	16	88.9%	2	11.1%
Motor Vehicle	246	76.6%	75	23.4%
Other	73	81.1%	17	18.9%
Restraint	10	83.3%	2	14.3%
Robbery	68	55.7%	54	44.3%
Sex Offenses	155	83.3%	31	16.7%
Theft	178	61.8%	110	38.2%
Weapons	50	73.5%	18	26.5%
Grand Total	1642	72.6%	620	27.4%

RECIDIVISM BY MAXIMUM SENTENCE


	48 Months or Less		Over 48 Months	
	Number	Percent	Number	Percent
Non-Recidivist	838	76.7%	588	66.8%
Recidivist	255	23.3%	292	33.2%
Grand Total	1093	100.0%	880	100.0%

NEBRASKA DEPARTMENT of CORRECTIONAL SERVICES

October 31, 2014

Michael L. Kenney, Director

Robin Spindler, Deputy Director,
Administrative Services
Frank Hopkins, Deputy Director, Institutions
Larry Wayne, Deputy Director,
Programs & Community Services
Randy Kohl, Deputy Director, Health Services
John McGovern, Deputy Director,
Cornhusker State Industries



Folsom & West Prospector Place, Building 1
Lincoln, NE 68522
(402) 471-2654
FAX: (402) 479-5623
www.corrections.nebraska.gov

MISSION STATEMENT

To serve and protect the public by providing control, humane care and program opportunities for those individuals placed in its custody and supervision, thereby facilitating their return to society as responsible persons.

INL FE POPULATION

October 31, 2014

POPULATION vs. DESIGN CAPACITY

	Design Capacity	Actual Population	% of Capacity
CCCL	200	371	185.50%
CCCO	90	163	181.11%
DEC	160	479	299.38%
LCC	308	497	161.36%
NCCW	275	338	122.91%
NCYF	68	84	123.53%
NSP	718	1318	183.57%
OCC	396	766	193.43%
TSCI	960	1029	107.19%
WEC	100	143	143.00%
TOTAL DCS: (added WEC 5/14)			
10-31-14	3275	5188	158.41%
10-31-13	3175	4782	150.61%

DCS' COUNTY JAIL POPULATION

October 31, 2014

Buffalo County JAIL	1
Phelps County JAIL	23
Hall County JAIL	99
Dawson County JAIL	17
Platte County JAIL	23
Total	163

CRIME TYPE of POPULATION

Part I Offenses *	2045	39.4%
Part II Offenses**	3143	60.6%
TOTAL POPULATION	5188	

*1st Degree Murder, 2nd Degree Murder, Manslaughter, 1st Degree Assault, 1st Degree Sexual Assault, 1st Degree Sexual Assault of a Child, Robbery.
 **All other offenses.

FACILITY SUCCESS RATE (FY13)
77.7%

0902

ADMIT STATUS of POPULATION - DEC

Admit Status	Population	% of Population
Sentenced	460	96.0%
County Safekeeper	19	4.0%
TOTAL POPULATION	480	

ADMIT STATUS of POPULATION - NCCW

Admit Status	Population	% of Population
Sentenced	328	97.0%
Interstate Transfer	4	1.2%
County Safekeeper	6	1.8%
TOTAL POPULATION	335	

(avg NCCW diag / eval unit pop is 40)

OFFENSE CATEGORY for MOST SERIOUS OFFENSE & PERCENT of TOTAL

Offense	Population	% of Population
Sex Offenses	897	17.4%
Drugs	648	12.6%
Assault	622	12.1%
Homicide	575	11.2%
Weapons	437	8.5%
Robbery	436	8.5%
Theft	406	7.9%
Burglary	365	7.1%
Motor Vehicle	331	6.4%
Other	130	2.5%
Fraud	122	2.4%
Morals	77	1.5%
Restraint	55	1.1%
Atson	29	0.6%

LIFE SENTENCES

Total Inmates Sentenced to Capital Punishment	11
Total Inmates Sentenced to Life w/out Parole	257
Total Inmates Sentenced to Life with Parole (6-30-14)	86
Total Inmates Sentenced to Life w/out Parole	257

CUSTODY CLASSIFICATION

CUSTODY LEVEL	TOTAL PER CUSTODY LEVEL	% OF TOTAL
Maximum	1415	27.3%
Medium	1231	23.7%
Minimum	1529	29.5%
Community	581	11.2%
Unclassified*	432	8.3%
TOTAL	5188	

*Unclassified admissions to the Diagnostic & Evaluation Center are treated as maximum until classification is completed.

RANDOM DRUG TESTING PROGRAM

Baseline test 6/1991 - 17.35% tested positive	
2011 Average	1.40% tested positive
2012 Average	1.19% tested positive
2013 Average	0.90% tested positive
2014 1 st QT Avg.	0.48% tested positive

PAROLE POPULATION

October 31, 2014

Regular Sentence	1072	% of DCS Pop	16.58%
Interstate Transfers	221	(excluded)	
Re-Entry Furlough	41	(excluded)	

PAROLE SUCCESS RATE (FY13)

68.0%

Parole Eligible Avg. Time on Parole (FY14)

1287 8.69 months

PAROLE RANDOM DRUG TESTING

Baseline test 1997 - 12.5% tested positive	
2011 Average	18.84% tested positive
2012 Average	20.40% tested positive
2013 Average	19.63% tested positive

Nebraska Department of Correctional Services

3-Year Recidivism Data Report FY2008 to FY2011

Pop:	Releases				Recidivists				Technical Violators				% Recidivism			
	FY08	FY09	FY10	FY11	FY08	FY09	FY10	FY11	FY08	FY09	FY10	FY11	FY08	FY09	FY10	FY11
FAEMALES																
Paroles	169	117	131	185	17	21	19	25	29	11	11	19	27.4	22.9	25.8	23.8
Mand Discharges	159	159	109	130	20	12	13	14	n/a	n/a	n/a	n/a	12.6	7.5	11.9	10.8
TOTAL	328	276	240	315	37	33	32	39	29	11	11	19	20.1	15.9	17.9	18.4
MALES																
Paroles	711	717	778	1036	148	159	192	202	119	101	107	145	37.6	36.3	38.4	33.5
Mand Discharges	1003	893	955	911	193	188	205	218	n/a	n/a	n/a	n/a	19.2	21.1	21.5	23.9
TOTAL	1714	1610	1733	1947	341	347	397	420	119	101	107	145	26.8	27.8	29.1	29.0
FAEMALES & MALES																
Paroles	880	834	909	1221	165	180	211	227	148	112	118	164	35.6	35.0	36.2	32.0
Mand Discharges	1162	1052	1064	1221	213	200	218	232	n/a	n/a	n/a	n/a	18.3	19.0	20.5	22.3
TOTAL	2042	1886	1973	2262	378	380	429	459	148	112	118	164	25.8	26.0	27.7	27.5

A recidivist is defined as: being released to the community, and then being recommitted for new crimes or for technical violations within 3 years of their release date.

INSTITUTIONS / PROGRAMS

Average Cost Per Offender
(All facilities including Parole)
Nebraska FY 2014 \$28,182/Year

Adult Parole Administration (APA)

Average Cost per Parolee per Year \$4,090
Cathy Gibson-Beltz, Administrator
Folsom & West Prospector Place, Bldg. 15
Lincoln, NE 68522
(402) 471-2654

Community Corrections Center-Lincoln (CCC-L)

Community Custody
Average Cost per Inmate per Year \$18,833
Rich Crickshank, Warden
2720 West Van Dorn
Lincoln, NE 68522
(402) 471-0740

Community Corrections Center-Omaha (CCC-O)

Community Custody
Average Cost per Inmate per Year \$21,905
Charles West, Warden
2320 Avenue 'J'
Omaha, NE 68110
(402) 595-2010

Diagnostic & Evaluation Center (DEC)

Maximum Custody
Average Cost per Inmate per Year \$32,230
Fred Britten, Warden
3220 West Van Dorn
Lincoln, NE 68522
(402) 471-3330

Lincoln Correctional Center (LCC)

Maximum & Medium Custody
Average Cost per Inmate per Year \$41,459
Mario Pearl, Warden
3216 West Van Dorn
Lincoln, NE 68522
(402) 471-2861

Nebraska was the tenth prison system in the nation having all adult facilities, industries, central office, staff training center and adult parole accredited through the American Correctional Association.

Nebraska Correctional Center for Women (NCCW)

Maximum, Medium & Minimum Custody
Average Cost per Inmate per Year \$39,875
Denise Skrobecki, Warden
1107 Recharge Road
York, NE 68467-8003
(402) 362-3317

Nebraska Correctional Youth Facility (NCYF)

Maximum, Medium & Minimum Custody
Average Cost per Inmate per Year \$92,256
Ryan Mahr, Warden
2610 North 20th Street East
Omaha, NE 68110
(402) 595-2000

Nebraska State Penitentiary (NSP)

Maximum, Medium, Minimum Custody & Residential Treatment Community
Average Cost per Inmate per Year \$33,886
Diane Sabatka-Rine, Warden
4201 South 14th Street
Lincoln, NE 68542
(402) 471-3161

Omaha Correctional Center (OCC)

Medium & Minimum Custody
Average Cost per Inmate per Year \$25,922
Barbara Lewien, Warden
2323 Avenue 'J'
Omaha, NE 68110
(402) 595-3964

Tecumseh State Correctional Institution (TSCI)

Maximum, Medium, Death Row & Intensive Management
Average Cost per Inmate per Year \$36,605
Brian Gage, Warden
2725 N. Highway 50
Tecumseh, NE 68450
(402) 335-5998

Work Ethic Camp, McCook (WEC)

Intensive Supervision Probationers & Minimum Custody
Average Cost per Inmate per Year \$40,666
Pam Morello, Warden
2309 North Highway 83
McCook, NE 69001
(308) 345-8405

Source: NDCS FY11 3YR Recidivism Reports

RECIDIVISM BY VETERAN STATUS

	Veteran		Non-Veteran	
	Number	Percent	Number	Percent
Non-Recidivist	97	75.2%	1447	72.3%
Recidivist	32	24.8%	554	27.7%
Grand Total	129	100.0%	2001	100.0%

**NOTE: 132 Missing Cases.*

RECIDIVISM BY MARITAL STATUS

	Married		Single	
	Number	Percent	Number	Percent
Non-Recidivist	328	77.0%	1314	71.6%
Recidivist	98	23.0%	522	28.4%
Grand Total	426	100.0%	1836	100.0%

RECIDIVISM BY SUBSTANCE ABUSE DIAGNOSIS

	SA Diagnosis		NO Diagnosis	
	Number	Percent	Number	Percent
Non-Recidivist	1251	70.1%	391	82.0%
Recidivist	534	29.9%	86	18.0%
Grand Total	1785	100.0%	477	100.0%

RECIDIVISM BY MENTAL HEALTH DIAGNOSIS

	MH Diagnosis		No Diagnosis	
	Number	Percent	Number	Percent
Non-Recidivist	633	71.9%	1009	73.1%
Recidivist	248	28.1%	372	26.9%
Grand Total	881	100.0%	1381	100.0%

NEBRASKA DEPARTMENT of CORRECTIONAL SERVICES

November 30, 2014

Michael L. Kenney, Director

Robin Spindler, Deputy Director,
Administrative Services
Frank Hopkins, Deputy Director, Institutions
Larry Wayne, Deputy Director,
Programs & Community Services
Randy Kohl, Deputy Director, Health Services
John McGovern, Deputy Director,
Cornhusker State Industries



Folsom & West Prospector Place, Building 1
Lincoln, NE 68522
(402) 471-2654
FAX: (402) 479-5623
www.corrections.nebraska.gov

MISSION STATEMENT

To serve and protect the public by providing control, humane care and program opportunities for those individuals placed in its custody and supervision, thereby facilitating their return to society as responsible persons.

INMATE POPULATION

November 30, 2014

POPULATION vs. DESIGN CAPACITY

	Design Capacity	Actual Population	% of Capacity
CCC-L	200	370	185.00%
CCC-O	90	143	158.89%
DEC	160	506	316.25%
LCC	308	496	161.04%
NCCW	275	333	121.09%
NCYF	68	78	114.71%
NSP	718	1320	183.84%
OCC	396	764	192.93%
TSCI	960	1031	107.40%
WEC	100	169	169.00%
TOTAL DCS: (added WEC 5/14)			
11-30-14	3275	5210	159.08%
11-30-13	3175	4815	151.65%

DCS' COUNTY JAIL POPULATION

November 30, 2014

Buffalo County JAIL	3
Phelps County JAIL	11
Hall County JAIL	108
Dawson County JAIL	15
Platte County JAIL	18
Total	155

CRIME TYPE OF POPULATION

Part I Offenses *	2058	39.5%
Part II Offenses**	3152	60.5%
TOTAL POPULATION	5210	

*1st Degree Murder, 2nd Degree Murder, Manslaughter, 1st Degree Assault, 1st Degree Sexual Assault, 1st Degree Sexual Assault of a Child, Robbery.

**All other offenses.

FACILITY SUCCESS RATE (FY13)

77.7%

2902

ADMIT STATUS OF POPULATION - DEC

Admit Status	Population	% of Population
Sentenced	486	96.0%
County Safekeeper	18	3.6%
90 Day Evaluator	2	0.4%
TOTAL POPULATION	5	

ADMIT STATUS OF POPULATION - NCCW

Admit Status	Population	% of Population
Sentenced	325	97.6%
Interstate Transfer	4	1.2%
County Safekeeper	4	1.2%
TOTAL POPULATION	333	

(avg NCCW diag / eval unit pop is 40)

OFFENSE CATEGORY for MOST SERIOUS OFFENSE & PERCENT of TOTAL

POPULATION CONFINED (6-30-14)

Offense	Population	% of Population
Sex Offenses	897	17.4%
Drugs	648	12.6%
Assault	622	12.1%
Homicide	575	11.2%
Weapons	437	8.5%
Robbery	436	8.5%
Theft	406	7.9%
Burglary	365	7.1%
Motor Vehicle	331	6.4%
Other	130	2.5%
Fraud	122	2.4%
Morals	77	1.5%
Restraint	55	1.1%
Arson	29	0.6%

LIFE SENTENCES

Total Inmates Sentenced to Capital Punishment	11
Total Inmates Sentenced to Life w/out Parole	251
Total Inmates Sentenced to Life with Parole (6-30-14)	87
Total Inmates Sentenced to Life w/out Parole	257

CUSTODY CLASSIFICATION

CUSTODY LEVEL	TOTAL PER CUSTODY LEVEL	% OF TOTAL
Maximum	1422	27.3%
Medium	1228	23.6%
Minimum	1548	29.7%
Community	562	10.8%
Unclassified*	450	8.6%
TOTAL	5210	

*Unclassified admissions to the Diagnostic & Evaluation Center are treated as maximum until classification is completed.

RANDOM DRUG TESTING PROGRAM

Baseline test 6/1991 - 17.35% tested positive
2011 Average 1.40% tested positive
2012 Average 1.19% tested positive
2013 Average 0.90% tested positive
2014 1 st QT Avg. 0.48% tested positive

PAROLE POPULATION

November 30, 2014

Regular Sentence	1103	% of DCS Pop	16.94%
Interstate Transfers	218	(excluded)	
Re-Entry Furlough	42	(excluded)	

PAROLE SUCCESS RATE (FY13)

68.0%

Parole Eligible Avg. Time on Parole (FY14)

1320 8.69 months

PAROLE RANDOM DRUG TESTING

Baseline test 1997 - 12.5% tested positive
2011 Average 18.84% tested positive
2012 Average 20.40% tested positive
2013 Average 19.63% tested positive

RECIDIVISM BY ASSESSED EDUCATION NEEDS

	Middle		Primary		Secondary		Number	Percent
	Number	Percent	Number	Percent	Number	Percent		
Non-Recidivist	562	70.3%	362	69.9%	266	70.9%	1190	70.3%
Recidivist	237	29.7%	156	30.1%	109	29.1%	502	29.7%
Grand Total	799	100.0%	518	100.0%	375	100.0%	1692	100.0%

Primary Needs = Less than 5th Grade Educ
 Middle Needs = 5th thru 8th Grade Educ
 Secondary Needs = 9th thru 12th Grade Educ

Source: NDCS FY11
 3YR Recidivism Reports

INSTITUTIONS / PROGRAMS

2063

Average Cost Per Offender
(All facilities including Parole)
Nebraska FY 2014 \$28,182/Year

Adult Parole Administration (APA)

Average Cost per Parolee per Year \$4,090
Cathy Gibson-Beltz, Administrator
Folsom & West Prospector Place, Bldg. 15
Lincoln, NE 68522
(402) 471-2654

Community Corrections Center-Lincoln (CCC-L)

Community Custody
Average Cost per Inmate per Year \$18,833
Rich Cruickshank, Warden
2720 West Van Dorn
Lincoln, NE 68522
(402) 471-0740

Community Corrections Center-Omaha (CCC-O)

Community Custody
Average Cost per Inmate per Year \$21,905
Charles West, Warden
2320 Avenue 'J'
Omaha, NE 68110
(402) 595-2010

Diagnostic & Evaluation Center (DEC)

Maximum Custody
Average Cost per Inmate per Year \$32,230
Fred Britten, Warden
3220 West Van Dorn
Lincoln, NE 68522
(402) 471-3330

Lincoln Correctional Center (LCC)

Maximum & Medium Custody
Average Cost per Inmate per Year \$41,459
Mario Peart, Warden
3216 West Van Dorn
Lincoln, NE 68522
(402) 471-2861

Nebraska was the tenth prison system in the nation having all adult facilities, industries, central office, staff training academy, and adult parole accredited through the American Correctional Association.

Nebraska Correctional Center for Women (NCCW)

Maximum, Medium & Minimum Custody
Average Cost per Inmate per Year \$39,875
Denise Skrobecki, Warden
1107 Recharge Road
York, NE 68467-8003
(402) 362-3317

Nebraska Correctional Youth Facility (NCYF)

Maximum, Medium & Minimum Custody
Average Cost per Inmate per Year \$92,256
Ryan Mahr, Warden
2610 North 20th Street East
Omaha, NE 68110
(402) 595-2000

Nebraska State Penitentiary (NSP)

Maximum, Medium, Minimum Custody & Residential Treatment Community
Average Cost per Inmate per Year \$33,886
Diane Sabatka-Rine, Warden
4201 South 14th Street
Lincoln, NE 68542
(402) 471-3161

Omaha Correctional Center (OCC)

Medium & Minimum Custody
Average Cost per Inmate per Year \$25,922
Barbara Lewien, Warden
2323 Avenue 'J'
Omaha, NE 68110
(402) 595-3964

Tecumseh State Correctional Institution (TSCI)

Maximum, Medium, Death Row & Intensive Management
Average Cost per Inmate per Year \$36,605
Brian Gage, Warden
2725 N. Highway 50
Tecumseh, NE 68450
(402) 335-5998

Work Ethic Camp, McCook (WEC)

Intensive Supervision Probationers & Minimum Custody
Average Cost per Inmate per Year \$40,666
Pam Morello, Warden
2309 North Highway 83
McCook, NE 69001
(308) 345-8405

State prison medical expenditures, FY 2001 and 2008

Region	Medical expenditures (in thousands)			State prison population (custody)			Per capita medical expenditures		
	2008	2001	Percent change	2008	2001	Percent change	2008	2001	Percent change
Iowa	35,224	23,448	50.2	8,723	7,962	9.6	4,038	2,945	37.1
Minnesota	53,498	35,717	49.8	8,419	6,406	31.4	6,354	5,576	14.0
Missouri	116,786	70,439	65.8	30,137	28,575	5.5	3,875	2,465	57.2
Nebraska	27,964	17,405	60.7	4,470	3,915	14.2	6,256	4,446	40.7
North Dakota	5,146	4,057	26.8	1,379	1,044	32.1	3,732	3,886	-4.0
Colorado	95,047	61,042	55.7	17,937	14,888	20.5	5,299	4,100	29.2
South Dakota	14,609	7,667	90.5	3,337	2,764	20.7	4,378	2,774	57.8

Note: Government expenditures for fiscal years preceding 2010 were inflation-adjusted to 2010 dollars, as appropriate for state spending. See Methodology. Excludes Georgia, Kansas, Kentucky, New Mexico, Vermont, and Wyoming.

Source: U.S. Census Bureau, Annual Survey of State Government Finances, 2001 and 2008; state agencies responsible for corrections expenditures, and Bureau of Justice Statistics, National Prisoner Statistics Program, 2001 and 2008.

NEBRASKA DEPARTMENT of CORRECTIONAL SERVICES

December 31, 2014

Michael L. Kenney, Director

Robin Spindler, Deputy Director,
Administrative Services
Frank Hopkins, Deputy Director, Institutions
Larry Wayne, Deputy Director,
Programs & Community Services
Randy Kohl, Deputy Director, Health Services
John McGovern, Deputy Director,
Cornhusker State Industries



Folsom & West Prospector Place, Building 1
Lincoln, NE 68522
(402) 471-2654
FAX: (402) 479-5623
www.corrections.nebraska.gov

MISSION STATEMENT

To serve and protect the public by providing control, humane care and program opportunities for those individuals placed in its custody and supervision, thereby facilitating their return to society as responsible persons.

INMATE POPULATION

December 31, 2014

POPULATION vs. DESIGN CAPACITY

	Design Capacity	Actual Population	% of Capacity
CCC-L	200	358	178.50%
CCC-O	90	165	183.33%
DEC	160	491	306.88%
LCC	308	506	164.29%
NCCW	275	341	124.00%
NCYF	68	79	116.18%
NSP	718	1314	183.01%
OCC	396	759	191.67%
TSCI	960	1028	107.08%
WEC	100	181	181.00%
TOTAL DCS: (added WEC 5/14)			
12-31-14	3275	5221	159.42%
12-31-13	3175	4864	153.20%

DCS' COUNTY JAIL POPULATION

December 31, 2014

Buffalo County JAIL	5
Phelps County JAIL	17
Hall County JAIL	102
Dawson County JAIL	14
Platte County JAIL	28
Total	166

CRIME TYPE of POPULATION

Part I Offenses *	2056	39.4%
Part II Offenses **	3165	60.6%
TOTAL POPULATION	5221	

*1st Degree Murder, 2nd Degree Murder, Manslaughter, 1st Degree Assault, 1st Degree Sexual Assault, 1st Degree Sexual Assault of a Child, Robbery.

**All other offenses.

FACILITY SUCCESS RATE (FY13)

79.02

77.7%

ADMIT STATUS of POPULATION - DEC

Admit Status	Population	% of Population
Sentenced	470	95.7%
County Safekeeper	15	3.0%
90 Day Evaluator	5	1.0%
Interstate Transfer	1	0.2%
TOTAL POPULATION	5	

ADMIT STATUS of POPULATION - NCCW

Admit Status	Population	% of Population
Sentenced	331	97.1%
Interstate Transfer	4	1.2%
County Safekeeper	5	1.5%
90 Day Evaluator	1	0.2%
TOTAL POPULATION	341	

(avg NCCW diag / eval unit pop is 40)

OFFENSE CATEGORY for MOST SERIOUS OFFENSE & PERCENT of TOTAL

Offense	Population	% of Population
Sex Offenses	897	17.4%
Drugs	648	12.6%
Assault	622	12.1%
Homicide	575	11.2%
Weapons	437	8.5%
Robbery	436	8.5%
Theft	406	7.9%
Burglary	365	7.1%
Motor Vehicle	331	6.4%
Other	130	2.5%
Fraud	122	2.4%
Morals	77	1.5%
Restraint	55	1.1%
Arson	29	0.6%

LIFE SENTENCES

Total Inmates Sentenced to Capital Punishment	11
Total Inmates Sentenced to Life w/out Parole	261
Total Inmates Sentenced to Life with Parole	88
Total Inmates Sentenced to Life w/out Parole	257

CUSTODY CLASSIFICATION

CUSTODY LEVEL	TOTAL PER CUSTODY LEVEL	% OF TOTAL
Maximum	1417	27.1%
Medium	1226	23.5%
Minimum	1552	29.7%
Community	569	10.9%
Unclassified*	458	8.8%
TOTAL	5221	

*Unclassified admissions to the Diagnostic & Evaluation Center are treated as maximum until classification is completed.

RANDOM DRUG TESTING PROGRAM

Baseline test 6/1991 - 17.35% tested positive
2011 Average 1.40% tested positive
2012 Average 1.19% tested positive
2013 Average 0.90% tested positive
2014 1 st QT Avg. 0.48% tested positive

PAROLE POPULATION

December 31, 2014

Regular Sentence	1092	% of DCS Pop	16.76%
Interstate Transfers	206	(excluded)	
Re-Entry Furlough	35	(excluded)	

PAROLE SUCCESS RATE (FY13)

68.0%

PAROLE ELIGIBLE Avg. Time on Parole (FY14)

1330 8.69 months

PAROLE RANDOM DRUG TESTING

Baseline test 1997 - 12.5% tested positive
2011 Average 18.84% tested positive
2012 Average 20.40% tested positive
2013 Average 19.63% tested positive

Charge	Charge Desc	FY12		FY13		FY14	
		# Charges	# Guilty Charges	# Charges	# Guilty Charges	# Charges	# Guilty Charges
1A	MURDER/MANSLAUGHTER	1	0	1	1	0	0
1B	MUTINOUS ACTIONS	21	0	54	0	94	32
1C	ASSAULT	928	233	790	229	685	230
1D	POSSESSION OR MANUFACTURE OF DANGEROUS CONTRABAND	187	35	185	27	152	12
1E	ESCAPE	62	32	65	27	39	18
1F	WORK STOPPAGE/WORK STRIKE	2	0	2	0	2	0
1I	ESCAPE PARAPHERNALLA	27	1	17	0	25	0
1O	SEXUAL ASSAULT	14	0	0	0	8	1
2C	SEXUAL ACTIVITIES	332	182	214	97	265	118
2H	USE OF THREATENING LANGUAGE OR GESTURES/FIGHTING	2258	940	2192	929	2107	827
2P	MUTILATION OF SELF OR OTHERS	250	107	179	75	143	64
2R	GANG/SECURITY THREAT GROUP ACTIVITY	671	204	569	214	504	206
3A	FLARE OF TEMPERS/MINOR PHYSICAL CONTACT	3065	711	2795	710	2995	691
Totals		7818	2445	7073	2309	7019	2199

Source: NDCS
Misconduct Report Records

INMATE POPULATION

January 31, 2015

POPULATION VS. DESIGN CAPACITY

	Design Capacity	Actual Population	% of Capacity
CCC-L	200	369	184.50%
CCC-O	90	165	183.33%
DEC	160	489	305.63%
LCC	308	498	161.69%
NCCW	275	336	122.18%
NCCYF	68	76	111.76%
NSP	718	1319	183.70%
OCC	396	756	190.91%
TSCI	960	1037	108.02%
WEC	100	183	183.00%
TOTAL DCS: (added WEC 5/14)			
1-31-15	3275	5228	159.63%
1-31-14	3175	4918	154.90%

DCS' COUNTY JAIL POPULATION

January 31, 2015

Buffalo County JAIL	5
Pheips County JAIL	16
Hall County JAIL	93
Dawson County JAIL	27
Platte County JAIL	27
Total	168

CRIME TYPE of POPULATION

Part I Offenses *	2060	39.4%
Part II Offenses**	3168	60.6%
TOTAL POPULATION	5228	

*1st Degree Murder, 2nd Degree Murder, Manslaughter, 1st Degree Assault, 1st Degree Sexual Assault, 1st Degree Sexual Assault of a Child, Robbery.
 **All other offenses.

FACILITY SUCCESS RATE (FY13)
77.7%

9902

ADMIT STATUS of POPULATION - DEC

Admit Status	Population	% of Population
Sentenced	464	94.9%
County Safekeeper	18	3.7%
90 Day Evaluator	7	1.4%
TOTAL POPULATION	489	

ADMIT STATUS of POPULATION - NCCW

Admit Status	Population	% of Population
Sentenced	327	97.3%
Interstate Transfer	4	1.2%
County Safekeeper	4	1.2%
90 Day Evaluator	1	0.3%
TOTAL POPULATION	336	

(avg NCCW diag / eval unit pop is 40)

OFFENSE CATEGORY for MOST SERIOUS OFFENSE & PERCENT of TOTAL

Offense	Population	% of Population
Sex Offenses	897	17.4%
Drugs	648	12.6%
Assault	622	12.1%
Homicide	575	11.2%
Weapons	437	8.5%
Robbery	436	8.5%
Theft	406	7.9%
Burglary	365	7.1%
Motor Vehicle	331	6.4%
Other	130	2.5%
Fraud	122	2.4%
Morals	77	1.5%
Restraint	55	1.1%
Arson	29	0.6%

LIFE SENTENCES

Total Inmates Sentenced to Capital Punishment	11
Total Inmates Sentenced to Life w/out Parole	261
Total Inmates Sentenced to Life with Parole (6-30-14)	88
Total Inmates Sentenced to Life w/out Parole	257

CUSTODY CLASSIFICATION

CUSTODY LEVEL	TOTAL PER CUSTODY LEVEL	% OF TOTAL
Maximum	1410	27.0%
Medium	1240	23.7%
Minimum	1550	29.6%
Community	573	11.0%
Unclassified*	455	8.7%
TOTAL	5228	

*Unclassified admissions to the Diagnostic & Evaluation Center are treated as maximum until classification is completed.

RANDOM DRUG TESTING PROGRAM

Baseline test 6/1991 - 17.35% tested positive
2011 Average 1.40% tested positive
2012 Average 1.19% tested positive
2013 Average 0.90% tested positive
2014 1 st QT Avg. 0.48% tested positive

PAROLE POPULATION

January 31, 2015

Regular Sentence	1068	% of DCS Pop	16.43%
Interstate Transfers	213	(excluded)	
Re-Entry Furlough	36	(excluded)	

PAROLE SUCCESS RATE (FY13)

68.0%

Parole Eligible 1327
 Avg. Time on Parole (FY14) 8.69 months

PAROLE RANDOM DRUG TESTING

Baseline test 1997 - 12.5% tested positive
2011 Average 18.84% tested positive
2012 Average 20.40% tested positive
2013 Average 19.63% tested positive

NDCS Inmates Admitted with Sentences of One Year or Less

Admit FY	Total Admitted	Inmates Admitted with One Year or Less Sentences	Short Sentences Inmates % of All Admissions	Total Inmates	Short Sentence Inmate Total	Inmate % of Total
2010	2240	152	6.8%	4462	43	1.0%
2011	2372	169	7.1%	4552	52	1.1%
2012	2508	168	6.7%	4609	52	1.1%
2013	2575	193	7.5%	4760	55	1.2%
2014	2491	222	8.9%	5039	63	1.2%
5-Year Average	2437	181	7%	4684	53	1.1%

INSTITUTIONS / PROGRAMS

2067

Average Cost Per Offender
(All facilities including Parole)
Nebraska FY 2014 \$28,182/year

Adult Parole Administration (APA)

Average Cost per Parolee per Year \$4,090
Cathy Gibson-Beltz, Administrator
Folsom & West Prospector Place, Bldg. 15
Lincoln, NE 68522
(402) 471-2654

Community Corrections Center-Lincoln (CCC-L)

Community Custody
Average Cost per Inmate per Year \$18,833
Rich Cruickshank, Warden
2720 West Van Dorn
Lincoln, NE 68522
(402) 471-0740

Community Corrections Center-Omaha (CCC-O)

Community Custody
Average Cost per Inmate per Year \$21,905
Charles West, Warden
2320 Avenue 'J'
Omaha, NE 68110
(402) 595-2010

Diagnostic & Evaluation Center (DEC)

Maximum Custody
Average Cost per Inmate per Year \$32,230
Fred Britten, Warden
3220 West Van Dorn
Lincoln, NE 68522
(402) 471-3330

Lincoln Correctional Center (LCC)

Maximum & Medium Custody
Average Cost per Inmate per Year \$41,459
Marlo Peart, Warden
3216 West Van Dorn
Lincoln, NE 68522
(402) 471-2861

Nebraska was the tenth prison system in the nation having all adult facilities, industries, central office, staff training academy, and adult parole accredited through the American Correctional Association.

Nebraska Correctional Center for Women (NCCW)

Maximum, Medium & Minimum Custody
Average Cost per Inmate per Year \$39,875
Denise Skrobecki, Warden
1107 Recharge Road
York, NE 68467-8003
(402) 362-3317

Nebraska Correctional Youth Facility (NCYF)

Maximum, Medium & Minimum Custody
Average Cost per Inmate per Year \$92,256
Ryan Mahr, Warden
2610 North 20th Street East
Omaha, NE 68110
(402) 595-2000

Nebraska State Penitentiary (NSP)

Maximum, Medium, Minimum Custody & Residential Treatment Community
Average Cost per Inmate per Year \$33,886
Diane Sabatka-Rine, Warden
4201 South 14th Street
Lincoln, NE 68542
(402) 471-3161

Omaha Correctional Center (OCC)

Medium & Minimum Custody
Average Cost per Inmate per Year \$25,922
Barbara Lewien, Warden
2323 Avenue 'J'
Omaha, NE 68110
(402) 595-3964

Tecumseh State Correctional Institution (TSCI)

Maximum, Medium, Death Row & Intensive Management
Average Cost per Inmate per Year \$36,605
Brian Gage, Warden
2725 N. Highway 50
Tecumseh, NE 68450
(402) 335-5998

Work Ethic Camp, McCook (WEC)

Intensive Supervision Probationers & Minimum Custody
Average Cost per Inmate per Year \$40,666
Pam Morello, Warden
2309 North Highway 83
McCook, NE 69001
(308) 345-8405

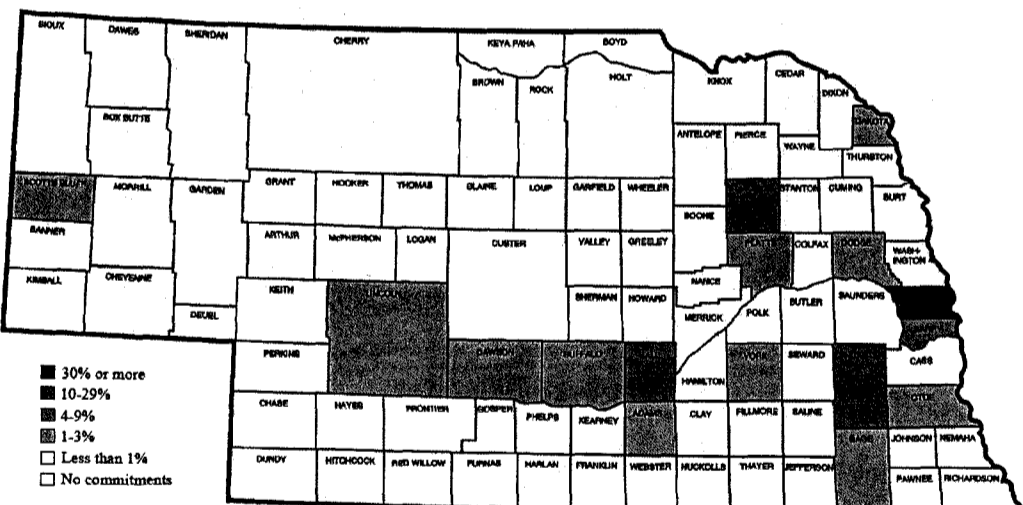


Figure 3.1. Counties of Commitment for Newly Admitted Inmates in FY 2013

NEBRASKA DEPARTMENT of CORRECTIONAL SERVICES

February 28, 2015

Scott R. Frakes, Director

Robin Spindler, Deputy Director,
Administrative Services

Frank Hopkins, Deputy Director, Institutions

Larry Wayne, Deputy Director,
Programs & Community Services

Randy Kohl, Deputy Director, Health Services

John McGovern, Deputy Director,
Cornhusker State Industries



Folsom & West Prospector Place, Building 1
Lincoln, NE 68522
(402) 471-2654
FAX: (402) 479-5623
www.corrections.nebraska.gov

MISSION STATEMENT

To serve and protect the public by providing control, humane care and program opportunities for those individuals placed in its custody and supervision, thereby facilitating their return to society as responsible persons.

INMATE POPULATION

February 28, 2015

POPULATION VS. DESIGN CAPACITY

	Design Capacity	Actual Population	% of Capacity
CCC-L	200	379	189.50%
CCC-O	90	159	176.67%
DEC	160	533	333.13%
LCC	308	505	163.96%
NCCW	275	320	116.36%
NCCWF	68	71	104.41%
NSP	718	1320	188.84%
OCC	396	758	191.41%
TSCI	960	1016	105.83%
WEC	100	175	175.00%
TOTAL DCS: (added WEC 5/14)			
2-28-15	3275	5236	159.88%
2-28-14	3175	4940	155.59%

DCS' COUNTY JAIL POPULATION

February 28, 2015

Buffalo County JAIL	2
Saline County JAIL	5
Phelps County JAIL	18
Hall County JAIL	71
Dawson County JAIL	26
Platte County JAIL	32
Total	154

CRIME TYPE of POPULATION

Part I Offenses *	2065	39.4%
Part II Offenses**	3171	60.6%
TOTAL POPULATION	5236	

*1st Degree Murder, 2nd Degree Murder, Manslaughter, 1st Degree Assault, 1st Degree Sexual Assault, 1st Degree Sexual Assault of a Child, Robbery.

** All other offenses.

FUGITIVITY 3YR RECIDIVISM RATE (FY11)

22.3%

ADMIT STATUS of POPULATION - DEC

Admit Status	Population	% of
Sentenced	516	96.8%
County Safekeeper	12	2.2%
90 Day Evaluator	5	0.9%
TOTAL POPULATION	533	

ADMIT STATUS of POPULATION - NCCW

Admit Status	Population	% of
Sentenced	312	97.5%
Interstate Transfer	4	1.3%
County Safekeeper	3	0.9%
90 Day Evaluator	1	0.3%
TOTAL POPULATION	320	

(avg NCCW diag/eval unit pop is 40)

OFFENSE CATEGORY for MOST SERIOUS OFFENSE & PERCENT of TOTAL

POPULATION CONFINED (6-30-14)

Offense	Population	% of
Sex Offenses	897	17.4%
Drugs	648	12.6%
Assault	622	12.1%
Homicide	575	11.2%
Weapons	437	8.5%
Robbery	436	8.5%
Theft	406	7.9%
Burglary	365	7.1%
Motor Vehicle	331	6.4%
Other	130	2.5%
Fraud	122	2.4%
Morals	77	1.5%
Restraint	55	1.1%
Arson	29	0.6%

LIFE SENTENCES

Total Inmates Sentenced to Capital Punishment	11
Total Inmates Sentenced to Life w/out Parole	264
Total Inmates Sentenced to Life with Parole	90
Total Inmates Sentenced to Life w/out Parole (6-30-14)	257

CUSTODY CLASSIFICATION

CUSTODY LEVEL	TOTAL PER CUSTODY LEVEL	% OF TOTAL
Maximum	1373	26.2%
Medium	1260	24.1%
Minimum	1544	29.5%
Community	592	11.3%
Unclassified*	467	8.9%
TOTAL	5236	

*Unclassified admissions to the Diagnostic & Evaluation Center are treated as maximum until classification is completed.

RANDOM DRUG TESTING PROGRAM

Baseline test 6/1991 - 17.35% tested positive	
2011 Average	1.40% tested positive
2012 Average	1.19% tested positive
2013 Average	0.90% tested positive
2014 Average	0.72% tested positive

PAROLE POPULATION

February 28, 2015

Regular Sentence	1075	% of DCS Pop	16.56%
Interstate Transfers	211	(excluded)	
Re-Entry Furlough	25	(excluded)	

PAROLE 3YR RECIDIVISM RATE (FY11)

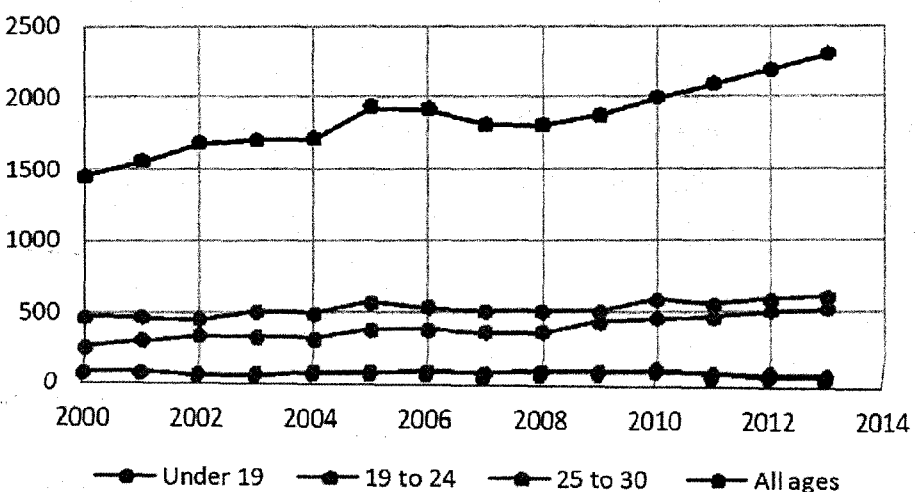
32.0%

Parole Eligible	1330	Avg. Time on Parole (FY14)	8.69 months
-----------------	------	----------------------------	-------------

PAROLE RANDOM DRUG TESTING

Baseline test 1997 - 12.5% tested positive	
2011 Average	18.84% tested positive
2012 Average	20.40% tested positive
2013 Average	19.63% tested positive
2014 Average	22.73% tested positive

Number of Admissions (Young & All Ages)



Source: NE Center for Justice Research, 2014

INSTITUTIONS / PROGRAMS

Average Cost Per Offender
(All facilities including Parole)
Nebraska FY 2014 \$28,182/year

Adult Parole Administration (APA)

Average Cost per Parolee per Year \$4,090
Cathy Gibson-Beltz, Administrator
Folsom & West Prospector Place, Bldg. 15
Lincoln, NE 68522
(402) 471-2654

Community Corrections Center-Lincoln (CCC-L)

Community Custody
Average Cost per Inmate per Year \$18,833
Rich Crutchshank, Warden
2720 West Van Dorn
Lincoln, NE 68522
(402) 471-0740

Community Corrections Center-Omaha (CCC-O)

Community Custody
Average Cost per Inmate per Year \$21,905
Charles West, Warden
2320 Avenue 'J'
Omaha, NE 68110
(402) 595-2010

Diagnostic & Evaluation Center (DEC)

Maximum Custody
Average Cost per Inmate per Year \$32,230
Fred Britten, Warden
3220 West Van Dorn
Lincoln, NE 68522
(402) 471-3330

Lincoln Correctional Center (LCC)

Maximum & Medium Custody
Average Cost per Inmate per Year \$41,459
Mario Peart, Warden
3216 West Van Dorn
Lincoln, NE 68522
(402) 471-2861

Nebraska is the tenth prison system in the nation having all adult facilities, industries, central office, staff training academy, and adult parole accredited through the American Correctional Association.

Nebraska Correctional Center for Women (NCCW)

Maximum, Medium & Minimum Custody
Average Cost per Inmate per Year \$39,875
Denise Skrobecki, Warden
1107 Recharge Road
York, NE 68467-8003
(402) 362-3317

Nebraska Correctional Youth Facility (NCYF)

Maximum, Medium & Minimum Custody
Average Cost per Inmate per Year \$92,256
Ryan Mahr, Warden
2610 North 20th Street East
Omaha, NE 68110
(402) 595-2000

Nebraska State Penitentiary (NSP)

Maximum, Medium, Minimum Custody & Residential Treatment Community
Average Cost per Inmate per Year \$33,886
Diane Sabatka-Rine, Warden
4201 South 14th Street
Lincoln, NE 68542
(402) 471-3161

Omaha Correctional Center (OCC)

Medium & Minimum Custody
Average Cost per Inmate per Year \$25,922
Barbara Lewien, Warden
2323 Avenue 'J'
Omaha, NE 68110
(402) 595-3964

Tecumseh State Correctional Institution (TSCI)

Maximum, Medium, Death Row & Intensive Management
Average Cost per Inmate per Year \$36,605
Brian Gage, Warden
2725 N. Highway 50
Tecumseh, NE 68450
(402) 335-5998

Work Ethic Camp, McCook (WEC)

Intensive Supervision Probationers & Minimum Custody
Average Cost per Inmate per Year \$40,666
Pam Morello, Warden
2309 North Highway 83
McCook, NE 69001
(308) 345-8405

Metropolitan Community College

Metropolitan Community College will provide credit classes bundled into fast-track options for career training in business, entrepreneurship, trades, and information technology. Additionally assessments and noncredit workshops in basic skill building, employability skills, resume writing, interviewing, career exploration and planning will be provided. Classes and workshops will be provided to inmates at the Nebraska Correctional Youth Facility, Omaha Correctional Center, and Community Corrections Center in Omaha.

Released and Restored, Inc.

Training will include: interview techniques, online job application completion, resumes, cover letters, changes in thinking, interpersonal communication, goal-setting (SMART), and problem solving.

Mental Health Association of Nebraska

Employment Support Services (HOPE) provides targeted supported employment services to adults living with severe behavioral health issues. Mental Health Association of Nebraska also provides crisis respite and transitional housing for up to 90 days.

Prairie Gold Homes

This program begins in McCook with vocational training and certification in various aspects of the construction industry, OSHA and First Aid/AED training and certification. Following placement in Lincoln, participants will work with Released and Restored for Jobs Readiness/Life Skills Program and Planning with Purpose Program.

ResCare Workforce Services


ResCare Workforce Services offers job preparation and job retention services that include employment readiness workshops, supplemental online learning, one-on-one engagement, independent job search and job retention support at Reporting Centers located across Nebraska.

NEBRASKA DEPARTMENT of CORRECTIONAL SERVICES

March 31, 2015

Scott R. Frakes, Director

Robin Spindler, Deputy Director,
Administrative Services
Frank Hopkins, Deputy Director, Institutions
Larry Wayne, Deputy Director,
Programs & Community Services
Randy Kohl, Deputy Director, Health Services
John McGovern, Deputy Director,
Cornhusker State Industries



Folsom & West Prospector Place, Building 1
Lincoln, NE 68522
(402) 471-2654
FAX: (402) 479-5623
www.corrections.nebraska.gov

MISSION STATEMENT

To serve and protect the public by providing control, humane care and program opportunities for those individuals placed in its custody and supervision, thereby facilitating their return to society as responsible persons.

INMATE POPULATION

March 31, 2015

POPULATION vs. DESIGN CAPACITY

	Design Capacity	Actual Population	% of Capacity
CCCL-L	200	369	184.50%
CCC-O	90	164	182.22%
DEC	160	505	315.63%
LCC	308	506	164.29%
NCCW	275	322	117.09%
NCYF	68	74	108.82%
NSP	718	1319	183.70%
OCC	396	761	192.17%
TSCI	960	1014	105.63%
WEC	100	179	179.00%
TOTAL DCS: (added WEC 5/14)	3275	5213	159.18%
3-31-15	3175	4918	154.90%

DCS' COUNTY JAIL POPULATION

March 31, 2015

Buffalo County JAIL	4
Saline County JAIL	14
Phelps County JAIL	22
Hall County JAIL	76
Dawson County JAIL	22
Platte County JAIL	35
Total	173

CRIME TYPE of POPULATION

Part I Offenses *	2072	39.7%
Part II Offenses**	3141	60.3%
TOTAL POPULATION	5213	

*1st Degree Murder, 2nd Degree Murder, Manslaughter, 1st Degree Assault, 1st Degree Sexual Assault, 1st Degree Sexual Assault of a Child, Robbery.

**All other offenses.

FACILITY 3YR RECIDIVISM RATE (FY11)

0.02

22.3%

ADMIT STATUS of POPULATION - DEC

Admit Status	Population	% of
Sentenced	487	96.4%
County Safekeeper	13	2.6%
90 Day Evaluator	5	1.0%
TOTAL POPULATION	505	

ADMIT STATUS of POPULATION - NCCW

Admit Status	Population	% of
Sentenced	311	96.6%
Interstate Transfer	4	1.2%
County Safekeeper	6	1.9%
90 Day Evaluator	1	0.3%
TOTAL POPULATION	322	

(avg NCCW diag/eval unit pop is 40)

OFFENSE CATEGORY for MOST SERIOUS OFFENSE & PERCENT of TOTAL

POPULATION CONFINED (6-30-14)

Offense	Population	% of
Sex Offenses	897	17.4%
Drugs	648	12.6%
Assault	622	12.1%
Homicide	575	11.2%
Weapons	437	8.5%
Robbery	436	8.5%
Theft	406	7.9%
Burglary	365	7.1%
Motor Vehicle	331	6.4%
Other	130	2.5%
Fraud	122	2.4%
Morals	77	1.5%
Restraint	55	1.1%
Arson	29	0.6%

LIFE SENTENCES

Total Inmates Sentenced to Capital Punishment	11
Total Inmates Sentenced to Life w/out Parole	264
Total Inmates Sentenced to Life with Parole (6-30-14)	91
Total Inmates Sentenced to Life w/out Parole	257

CUSTODY CLASSIFICATION

CUSTODY LEVEL	TOTAL PER CUSTODY LEVEL	% OF TOTAL
Maximum	1352	25.9%
Medium	1270	24.4%
Minimum	1541	29.6%
Community	592	11.4%
Unclassified*	458	8.8%
TOTAL	5213	

*Unclassified admissions to the Diagnostic & Evaluation Center are treated as maximum until classification is completed.

RANDOM DRUG TESTING PROGRAM

Baseline test 6/1991 - 17.35% tested positive

2011 Average	1.40% tested positive
2012 Average	1.19% tested positive
2013 Average	0.90% tested positive
2014 Average	0.72% tested positive

PAROLE POPULATION

March 31, 2015

Regular Sentence	1075	% of DCS Pop	16.59%
Interstate Transfers	215	(excluded)	
Re-Entry Furlough	18	(excluded)	

PAROLE 3YR RECIDIVISM RATE (FY11)

32.0%

PAROLE ELIGIBLE Avg. Time on Parole (FY14)

1342 8.69 months

PAROLE RANDOM DRUG TESTING

Baseline test 1997 - 12.5% tested positive

2011 Average	18.84% tested positive
2012 Average	20.40% tested positive
2013 Average	19.63% tested positive
2014 Average	22.73% tested positive

NDCS ReEntry Initiative

Grant Funded Vocational & Life Skills Program

Goodwill Industries, Inc. - ReStart Program

ReStart, a program operated by Goodwill Industries, is a transitional jobs program that combines life skills training in conjunction with real work experience. Transitional employment provides the opportunity for individuals to experience the world of work by learning the customs and routines of the workplace, acquiring job skills, establishing an employment record and generating employer references to enhance their competitiveness in the job market - all while earning a paycheck.

Center for People in Need

The TRADE (Tracking Recidivism And Developing Employability) Program will provide vocational and life skills training and case management services to those transitioning out of the criminal justice system. Vocational training programs will include: Construction/Carpentry, Forklift/Warehouse, Janitorial/Building Maintenance, and Institutional Food Service. Christian Heritage and JOLT Nebraska are partnering with The Center for People in Need to provide the life skills and recovery training necessary for successful reintegration.

Western Alternative Corrections, Inc.

The Intensive Vocational and Life Skills Program is comprised of services that will be delivered to participants within the Residential Reentry Center setting and to participants located in their respective communities. Formal education and/or training opportunities will be provided to participants via partnership with the community colleges.

INSTITUTIONS / PROGRAMS

Average Cost Per Offender
(All facilities including Parole)
Nebraska FY 2014 \$28,182/Year

Adult Parole Administration (APA)

Average Cost per Parolee per Year \$4,090
Anne Hansen, Acting Administrator
Folsom & West Prospector Place, Bldg. 15
Lincoln, NE 68522
(402) 471-2654

Community Corrections Center-Lincoln (CCC-L)

Community Custody
Average Cost per Inmate per Year \$18,833
Rich Cruickshank, Warden
2720 West Van Dorn
Lincoln, NE 68522
(402) 471-0740

Community Corrections Center-Omaha (CCC-O)

Community Custody
Average Cost per Inmate per Year \$21,905
Charles West, Warden
2320 Avenue J
Omaha, NE 68110
(402) 595-2010

Diagnostic & Evaluation Center (DEC)

Maximum Custody
Average Cost per Inmate per Year \$32,230
Fred Britten, Warden
3220 West Van Dorn
Lincoln, NE 68522
(402) 471-3330

Lincoln Correctional Center (LCC)

Maximum & Medium Custody
Average Cost per Inmate per Year \$41,459
Mario Peart, Warden
3216 West Van Dorn
Lincoln, NE 68522
(402) 471-2861

Nebraska was the tenth prison system in the nation having all adult facilities, industries, central office, staff training academy, and adult parole accredited through the American Correctional Association.

Nebraska Correctional Center for Women (NCCW)

Maximum, Medium & Minimum Custody
Average Cost per Inmate per Year \$39,875
Denise Skrobecki, Warden
1107 Recharge Road
York, NE 68467-8003
(402) 362-3317

Nebraska Correctional Youth Facility (NCYF)

Maximum, Medium & Minimum Custody
Average Cost per Inmate per Year \$92,256
Ryan Mahr, Warden
2610 North 20th Street East
Omaha, NE 68110
(402) 595-2000

Nebraska State Penitentiary (NSP)

Maximum, Medium, Minimum Custody & Residential Treatment Community
Average Cost per Inmate per Year \$33,886
Diane Sabatka-Rine, Warden
4201 South 14th Street
Lincoln, NE 68542
(402) 471-3161

Omaha Correctional Center (OCC)

Medium & Minimum Custody
Average Cost per Inmate per Year \$25,922
Barbara Lewien, Warden
2323 Avenue J
Omaha, NE 68110
(402) 595-3964


Tecumseh State Correctional Institution (TSCI)

Maximum, Medium, Death Row & Intensive Management
Average Cost per Inmate per Year \$36,605
Brian Gage, Warden
2725 N. Highway 50
Tecumseh, NE 68450
(402) 335-5998

Work Ethic Camp, McCook (WEC)

Intensive Supervision Probationers & Minimum Custody
Average Cost per Inmate per Year \$40,666
Pam Morello, Warden
2309 North Highway 83
McCook, NE 69001
(308) 345-8405

% Parolees Employed within 30 Days




Source: NE Department of Corrections

NEBRASKA DEPARTMENT of CORRECTIONAL SERVICES

April 30, 2015

Scott R. Frakes, Director

Robin Spindler, Deputy Director,
Administrative Services
Frank Hopkins, Deputy Director, Institutions
Cathy Gibson-Beltz, Acting Deputy Director,
Programs & Community Services
Randy Kohl, Deputy Director, Health Services
John McGovern, Deputy Director,
Cornhusker State Industries



Folsom & West Prospector Place, Building 1
Lincoln, NE 68522
(402) 471-2654
FAX: (402) 479-5623
www.corrections.nebraska.gov

MISSION STATEMENT

To serve and protect the public by providing control, humane care and program opportunities for those individuals placed in its custody and supervision, thereby facilitating their return to society as responsible persons.

INMATE POPULATION

April 30, 2015

POPULATION vs. DESIGN CAPACITY

	Design Capacity	Actual Population	% of Capacity
CCC-L	200	386	193.00%
CCC-O	90	163	181.11%
DEC	160	536	335.00%
LCC	308	503	163.31%
NCCW	275	322	117.09%
NCYF	68	70	102.94%
NSP	718	1309	182.31%
OCC	396	761	192.17%
TSCI	960	1008	105.00%
WEC	100	167	167.00%

TOTAL DCS: (added WEC 5/14)
 4-30-15 3275 5225 159.54%
 4-30-14 3175 4960 156.22%

DCS' COUNTY JAIL POPULATION

April 30, 2015

Buffalo County JAIL	5
Saline County JAIL	16
Phelps County JAIL	21
Hall County JAIL	91
Dawson County JAIL	20
Platte County JAIL	32
Total	185

CRIME TYPE OF POPULATION

Part I Offenses *	2073	39.7%
Part II Offenses **	3152	60.3%
TOTAL POPULATION	5225	

*1st Degree Murder, 2nd Degree Murder, Manslaughter, 1st Degree Assault, 1st Degree Sexual Assault, 1st Degree Sexual Assault of a Child, Robbery.

**All other offenses.

FACILITY 3YR RECIDIVISM RATE (FY11)

2.02 22.3%

ADMIT STATUS OF POPULATION - DEC

Admit Status	Population	% of Population
Sentenced	516	96.3%
County Safekeeper	14	2.6%
90 Day Evaluator	6	1.1%
TOTAL POPULATION	536	

ADMIT STATUS OF POPULATION - NCCW

Admit Status	Population	% of Population
Sentenced	312	96.9%
Interstate Transfer	3	0.9%
County Safekeeper	5	1.6%
90 Day Evaluator	2	0.6%
TOTAL POPULATION	322	

(avg NCCW diag / eval unit pop is 40)

OFFENSE CATEGORY for MOST SERIOUS OFFENSE & PERCENT of TOTAL

Offense	Population	% of Population
Sex Offenses	897	17.4%
Drugs	648	12.6%
Assault	622	12.1%
Homicide	575	11.2%
Weapons	437	8.5%
Robbery	436	8.5%
Theft	406	7.9%
Burglary	365	7.1%
Motor Vehicle	331	6.4%
Other	130	2.5%
Fraud	122	2.4%
Morals	77	1.5%
Restraint	55	1.1%
Arson	29	0.6%

LIFE SENTENCES

Total Inmates Sentenced to Capital Punishment	11
Total Inmates Sentenced to Life w/out Parole	264
Total Inmates Sentenced to Life with Parole	92
Total Inmates Sentenced to Life w/out Parole (6-30-14)	257

CUSTODY CLASSIFICATION

CUSTODY LEVEL	TOTAL PER CUSTODY LEVEL	% OF TOTAL
Maximum	1345	25.7%
Medium	1258	24.1%
Minimum	1523	29.1%
Community	610	11.7%
Unclassified*	489	9.4%
TOTAL	5225	

*Unclassified admissions to the Diagnostic & Evaluation Center are treated as maximum until classification is completed.

RANDOM DRUG TESTING PROGRAM

Baseline test 6/1991 - 17.35% tested positive
2012 Average 1.19% tested positive
2013 Average 0.90% tested positive
2014 Average 0.72% tested positive
2015 Average 1.41% tested positive

PAROLE POPULATION

April 30, 2015

Regular Sentence	1065	% of DCS Pop	16.41%
Interstate Transfers	217	(excluded)	
Re-Entry Furlough	14	(excluded)	

PAROLE 3YR RECIDIVISM RATE (FY11)

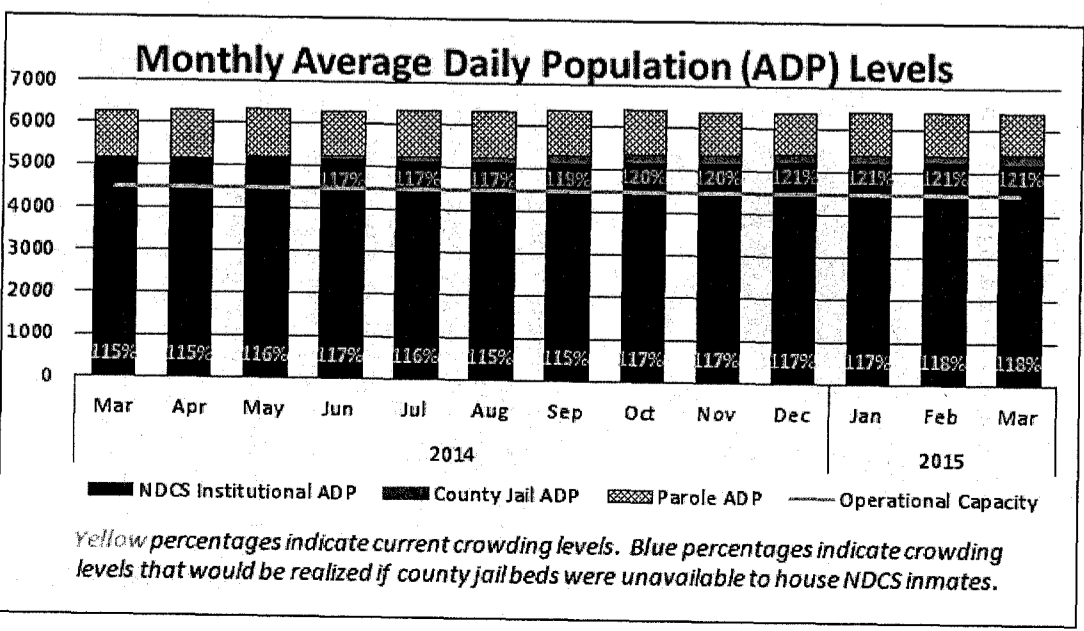
32.0%

PAROLE ELIGIBLE Avg. Time on Parole (FY14)

1342 8.69 months

PAROLE RANDOM DRUG TESTING

Baseline test 1997 - 12.5% tested positive
2011 Average 18.84% tested positive
2012 Average 20.40% tested positive
2013 Average 19.63% tested positive
2014 Average 22.73% tested positive



Yellow percentages indicate current crowding levels. Blue percentages indicate crowding levels that would be realized if county jail beds were unavailable to house NDCS inmates.

Source : NE Department of Corrections

INSTITUTIONS / PROGRAMS

Average Cost Per Offender
(All facilities including Parole)
 Nebraska FY 2014 \$28,182/year

Adult Parole Administration (APA)
 Average Cost per Parolee per Year \$4,090
 Anne Hansen, Acting Administrator
 Folsom & West Prospector Place, Bldg. 15
 Lincoln, NE 68522
 (402) 471-2654

Community Corrections Center-Lincoln (CCC-L)
 Community Custody
 Average Cost per Inmate per Year \$18,833
 Rich Cruickshank, Warden
 2720 West Van Dorn
 Lincoln, NE 68522
 (402) 471-0740

Community Corrections Center-Omaha (CCC-O)
 Community Custody
 Average Cost per Inmate per Year \$21,905
 Charles West, Warden
 2320 Avenue 'J'
 Omaha, NE 68110
 (402) 595-2010

Diagnostic & Evaluation Center (DEC)
 Maximum Custody
 Average Cost per Inmate per Year \$32,230
 Fred Britten, Warden
 3220 West Van Dorn
 Lincoln, NE 68522
 (402) 471-3330

Lincoln Correctional Center (LCC)
 Maximum & Medium Custody
 Average Cost per Inmate per Year \$41,459
 Mario Peart, Warden
 3216 West Van Dorn
 Lincoln, NE 68522
 (402) 471-2861

Nebraska was the tenth prison system in the nation having all adult facilities, industries, central office, staff training academy and adult parole accredited through the American Correctional Association.

Nebraska Correctional Center for Women (NCCW)
 Maximum, Medium & Minimum Custody
 Average Cost per Inmate per Year \$39,875
 Denise Skrobecki, Warden
 1107 Recharge Road
 York, NE 68467-8003
 (402) 362-3317

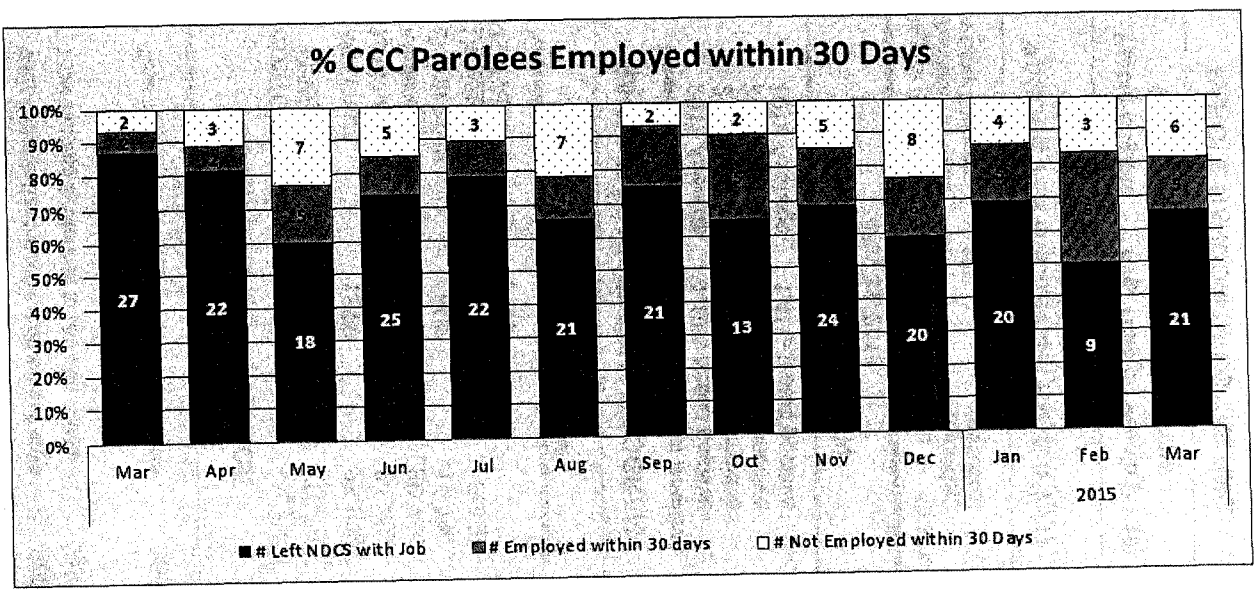
Nebraska Correctional Youth Facility (NCYF)
 Maximum, Medium & Minimum Custody
 Average Cost per Inmate per Year \$92,256
 Ryan Mahr, Warden
 2610 North 20th Street East
 Omaha, NE 68110
 (402) 595-2000

Nebraska State Penitentiary (NSP)
 Maximum, Medium, Minimum Custody & Residential Treatment Community
 Average Cost per Inmate per Year \$33,886
 Robert Madsen, Acting Warden
 4201 South 14th Street
 Lincoln, NE 68542
 (402) 471-3161

Omaha Correctional Center (OCC)
 Medium & Minimum Custody
 Average Cost per Inmate per Year \$25,922
 Barbara Lewien, Warden
 2323 Avenue 'J'
 Omaha, NE 68110
 (402) 595-3964

Tecumseh State Correctional Institution (TSCI)
 Maximum, Medium, Death Row & Intensive Management
 Average Cost per Inmate per Year \$36,605
 Brian Gage, Warden
 2725 N. Highway 50
 Tecumseh, NE 68450
 (402) 335-5998

Work Ethic Camp, McCook (WEC)
 Intensive Supervision Probationers & Minimum Custody
 Average Cost per Inmate per Year \$40,666
 Pam Morello, Warden
 2309 North Highway 83
 McCook, NE 69001
 (308) 345-8405



Source: NE Department of Corrections

NEBRASKA DEPARTMENT OF CORRECTIONAL SERVICES

May 31, 2015

Scott R. Frakes, Director

Robin Spindler, Deputy Director,
 Administrative Services
 Diane Sabatka-Rine, Acting Deputy Director,
 Institutions
 Cathy Gibson-Beltz, Acting Deputy Director,
 Programs & Community Services
 Randy Kohl, Deputy Director, Health Services
 John McGovern, Deputy Director,
 Cornhusker State Industries



Folsom & West Prospector Place, Building 1
 Lincoln, NE 68522
 (402) 471-2654
 FAX: (402) 479-5623
 www.corrections.nebraska.gov

MISSION STATEMENT
 To serve and protect the public by providing control, humane care and program opportunities for those individuals placed in its custody and supervision, thereby facilitating their return to society as responsible persons.

INMATE POPULATION

May 31, 2015

POPULATION vs. DESIGN CAPACITY

	Design Capacity	Actual Population	% of Capacity
CCCL	200	388	194.00%
CCC-O	90	172	191.11%
DEC	160	492	307.50%
LCC	308	498	161.69%
NCCW	275	312	113.45%
NCYF	68	71	104.41%
NSP	718	1315	183.15%
OCC	396	759	191.67%
TSCI	960	1004	104.58%
WEC	100	182	182.00%
TOTAL DCS:			
5-31-15	3275	5193	158.56%
5-31-14	3275	5175	158.02%

DCS' COUNTY JAIL POPULATION

May 31, 2015

Buffalo County JAIL	3
Saline County JAIL	20
Phelps County JAIL	21
Hall County JAIL	88
Dawson County JAIL	29
Platte County JAIL	38
Total	199

CRIME TYPE OF POPULATION

Part I Offenses *	2066	39.8%
Part II Offenses**	3127	60.2%
TOTAL POPULATION	5193	

*1st Degree Murder, 2nd Degree Murder, Manslaughter, 1st Degree Assault, 1st Degree Sexual Assault, 1st Degree Sexual Assault of a Child, Robbery.

** All other offenses.

FACILITY 3YR RECIDIVISM RATE (FY11)

7.02

22.3%

ADMIT STATUS OF POPULATION - DEC

Admit Status	Population	% of Population
Sentenced	475	96.5%
County Safekeeper	13	2.6%
90 Day Evaluator	4	0.8%
TOTAL POPULATION	492	

ADMIT STATUS OF POPULATION - NCCW

Admit Status	Population	% of Population
Sentenced	303	97.1%
Interstate Transfer	3	1.0%
County Safekeeper	2	0.6%
90 Day Evaluator	4	1.3%
TOTAL POPULATION	312	

(avg NCCW diag / eval unit pop is 40)

OFFENSE CATEGORY for MOST SERIOUS OFFENSE & PERCENT of TOTAL

POPULATION CONFINED (6-30-14)

Offense	Population	% of Population
Sex Offenses	897	17.4%
Drugs	648	12.6%
Assault	622	12.1%
Homicide	575	11.2%
Weapons	437	8.5%
Robbery	436	8.5%
Theft	406	7.9%
Burglary	365	7.1%
Motor Vehicle	331	6.4%
Other	130	2.5%
Fraud	122	2.4%
Morals	77	1.5%
Restraint	55	1.1%
Arson	29	0.6%

LIFE SENTENCES

Total Inmates Sentenced to Capital Punishment	10
Total Inmates Sentenced to Life w/out Parole	262
Total Inmates Sentenced to Life with Parole (6-30-14)	92
Total Inmates Sentenced to Life w/out Parole	257

CUSTODY CLASSIFICATION

CUSTODY LEVEL	TOTAL PER CUSTODY LEVEL	% OF TOTAL
Maximum	1329	25.6%
Medium	1267	24.4%
Minimum	1525	29.4%
Community	608	11.7%
Unclassified*	464	8.9%
TOTAL	5193	

*Unclassified admissions to the Diagnostic & Evaluation Center are treated as maximum until classification is completed.

RANDOM DRUG TESTING PROGRAM

Baseline test 6/1991 - 17.35% tested positive	
2012 Average	1.19% tested positive
2013 Average	0.90% tested positive
2014 Average	0.72% tested positive
2015 Average	1.41% tested positive

PAROLE POPULATION

May 31, 2015

Regular Sentence	1073	% of DCS Pop	16.57%
Interstate Transfers	214	(excluded)	
Re-Entry Furlough	12	(excluded)	

PAROLE 3YR RECIDIVISM RATE (FY11)

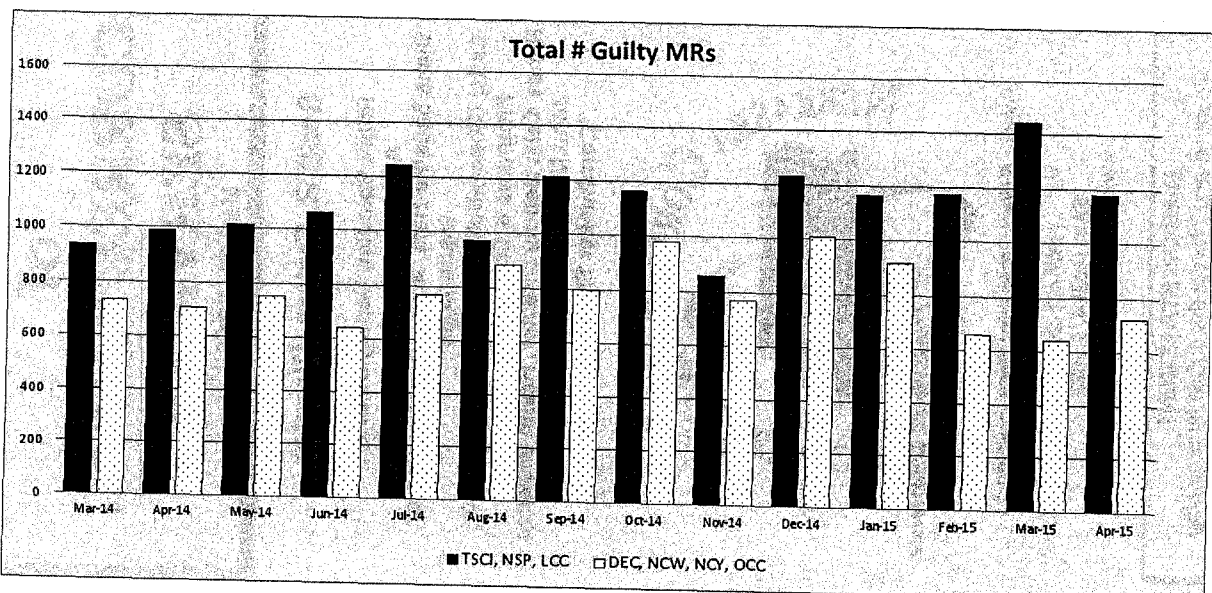
32.0%

PAROLE ELIGIBLE Avg. Time on Parole (FY14)

1316 8.69 months

PAROLE RANDOM DRUG TESTING

Baseline test 1997 - 12.5% tested positive	
2012 Average	20.40% tested positive
2013 Average	19.63% tested positive
2014 Average	22.73% tested positive
2015 Average	7.24% tested positive



Source : NE Department of Corrections

INSTITUTIONS / PROGRAMS

2015

Average Cost Per Offender
(All facilities including Parole)
Nebraska FY 2014 \$28,182/Year

Adult Parole Administration (APA)
Average Cost per Parolee per Year \$4,090
Anne Hansen, Acting Administrator
Folsom & West Prospector Place, Bldg. 15
Lincoln, NE 68522
(402) 471-2654

Community Corrections Center-Lincoln (CCC-L)
Community Custody
Average Cost per Inmate per Year \$18,833
Rich Crutickshank, Warden
2720 West Van Dorn
Lincoln, NE 68522
(402) 471-0740

Community Corrections Center-Omaha (CCC-O)
Community Custody
Average Cost per Inmate per Year \$21,905
Charles West, Warden
2320 Avenue 'J'
Omaha, NE 68110
(402) 595-2010

Diagnostic & Evaluation Center (DEC)
Maximum Custody
Average Cost per Inmate per Year \$32,230
Fred Britten, Warden
3220 West Van Dorn
Lincoln, NE 68522
(402) 471-3330

Lincoln Correctional Center (LCC)
Maximum & Medium Custody
Average Cost per Inmate per Year \$41,459
Mario Peart, Warden
3216 West Van Dorn
Lincoln, NE 68522
(402) 471-2861

Nebraska was the tenth prison system in the nation having all adult facilities, industries, central office, staff training academy, and adult parole accredited through the American Correctional Association.

Nebraska Correctional Center for Women (NCCW)
Maximum, Medium & Minimum Custody
Average Cost per Inmate per Year \$39,875
Denise Skrobecki, Warden
1107 Recharge Road
York, NE 68467-8003
(402) 362-3317

Nebraska Correctional Youth Facility (NCYF)
Maximum, Medium & Minimum Custody
Average Cost per Inmate per Year \$92,256
Ryan Maher, Warden
2610 North 20th Street East
Omaha, NE 68110
(402) 595-2000

Nebraska State Penitentiary (NSP)
Maximum, Medium, Minimum Custody & Residential Treatment Community
Average Cost per Inmate per Year \$33,886
Robert Madsen, Acting Warden
4201 South 14th Street
Lincoln, NE 68542
(402) 471-3161

Omaha Correctional Center (OCC)
Medium & Minimum Custody
Average Cost per Inmate per Year \$25,922
Barbara Lewien, Warden
2323 Avenue 'J'
Omaha, NE 68110
(402) 595-3964

Tecumseh State Correctional Institution (TSCI)
Maximum, Medium, Death Row & Intensive Management
Average Cost per Inmate per Year \$36,605
Brian Gage, Warden
2725 N. Highway 50
Tecumseh, NE 68450
(402) 335-5998

Work Ethic Camp, McCook (WEC)
Intensive Supervision Probationers & Minimum Custody
Average Cost per Inmate per Year \$40,666
Pam Morello, Warden
2309 North Highway 83
McCook, NE 69001
(308) 345-8405

Most Serious Offense / Males

Offense Arrest	Number	Percent
SEXUAL ASSAULT 1ST DEGREE	458	9.8%
ROBBERY	422	9.0%
BURGLARY	329	7.0%
MANU/DIST/DEL/DISP OR POSS W/IT	290	6.2%
MURDER 1ST DEGREE	275	5.9%
SEXUAL ASSULT OF CHILD 1ST DEG	257	5.5%
MURDER 2ND DEGREE	217	4.6%
POSS DEADLY WEAP BY FELON/FLG	210	4.5%
POS CNTRL SUB EXCEPT MARIJUANA	170	3.6%
ASSAULT 1ST DEGREE	163	3.5%
DRIVING WHILE INTOXICATED	143	3.0%
THEFT BY RECEIVING STOLEN PROP	131	2.8%
THEFT BY UNLWFL TAKING OR DISP	105	2.2%
ASSAULT 2ND DEGREE	101	2.2%
USE DEADLY WEAP TO COMMIT FEL	87	1.9%
POS FIREARM BY FUGITIVE/FELON	85	1.8%
MANSLAUGHTER	79	1.7%
SEXUAL ASSULT OF CHILD 3RD DEG	79	1.7%
TERRORISTIC THREATS	75	1.6%
CHILD ABUSE	67	1.4%
DOMESTIC ASSAULT	62	1.3%
DRIVING UNDER REVOKED LICENSE	48	1.0%
THEFT BY SHOPLIFTING	39	0.8%
FORGERY 2ND DEGREE	39	0.8%
VISL DEPRCT SEXL EXPLICIT COND	38	0.8%
THEFT BY DECEPTION	36	0.8%
STRANGULATION	35	0.7%
OPERATE MOTOR VEH/AVOID ARREST	35	0.7%
KIDNAPPING	34	0.7%
USE FIREARM TO COMMIT FELONY	32	0.7%
MOTOR VEHICLE HOMICIDE	31	0.7%
SEXUAL ASSAULT 2ND DEGREE	26	0.6%
UNLAWFUL DISCHARGE OF FIREARM	26	0.6%
ASLT PEAC OFCR/DOS EMP 3RD DGR	25	0.5%
SEX OFFENDER REG ACT VIOLATION	24	0.5%
VIOL OF FINANCIAL TRANS DEVICE	23	0.5%
FALSE IMPRISONMENT 1ST DEGREE	21	0.4%
POSS/RECEIVE STOLEN FIREARM	20	0.4%
ACCESSORY TO A FELONY	17	0.4%
SEXUAL ASSAULT ON A CHILD	17	0.4%
ESCAPE	17	0.4%
DRIVING UNDER INFLUENCE/INJURY	16	0.3%
INCEST	15	0.3%
THEFT	14	0.3%
ASSAULT BY A CONFINED PERSON	14	0.3%
ASLT PEAC OFCR/DOS EMP 2ND DGR	13	0.3%
CONSPIRACY	12	0.3%
DRUG NARCOTICS/CNTRL SUBSTANCE	12	0.3%

Source: NE Department of Corrections

NEBRASKA DEPARTMENT OF CORRECTIONAL SERVICES

June 30, 2015

Scott R. Frakes, Director
Robin Spindler, Deputy Director,
Administrative Services
Diane Sabatka-Rine, Acting Deputy Director,
Institutions
Cathy Gibson-Beltz, Acting Deputy Director,
Programs & Community Services
Randy Kohl, Deputy Director, Health Services
John McGovern, Deputy Director,
Cornhusker State Industries



Folsom & West Prospector Place, Building 1
Lincoln, NE 68522
(402) 471-2654
FAX: (402) 479-5623
www.corrections.nebraska.gov

MISSION STATEMENT

To serve and protect the public by providing control, humane care and program opportunities for those individuals placed in its custody and supervision, thereby facilitating their return to society as responsible persons.

INMATE POPULATION

June 30, 2015

POPULATION vs. DESIGN CAPACITY

	Design Capacity	Actual Population	% of Capacity
CCC-L	200	387	193.50%
CCC-O	90	171	190.00%
DEC	160	456	285.00%
LCC	308	511	165.91%
NCCW	275	309	112.36%
NCYF	68	73	107.35%
NSP	718	1295	180.36%
OCC	396	745	188.13%
TSCI	960	997	103.85%
WEC	100	192	192.00%
TOTAL DCS:	3275	5136	156.82%
6-30-15			
6-30-14	3275	5146	157.13%

DCS' COUNTY JAIL POPULATION

June 30, 2015

Buffalo County JAIL	11
Saline County JAIL	17
Phelps County JAIL	25
Hall County JAIL	85
Dawson County JAIL	33
Platte County JAIL	38
Total	209

CRIME TYPE of POPULATION

Part I Offenses *	2064	40.2%
Part II Offenses**	3072	59.8%
TOTAL POPULATION	5136	

*1st Degree Murder, 2nd Degree Murder, Manslaughter,
1st Degree Assault, 1st Degree Sexual Assault,
1st Degree Sexual Assault of a Child, Robbery.

**All other offenses.

FACILITY 3YR RECIDIVISM RATE (FY11)

9.70%

22.3%

ADMIT STATUS of POPULATION - DEC

Admit Status	Population	% of
Sentenced	442	96.9%
County Safekeeper	9	2.0%
90 Day Evaluator	5	1.1%
TOTAL POPULATION	456	

ADMIT STATUS of POPULATION - NCCW

Admit Status	Population	% of
Sentenced	299	96.8%
Interstate Transfer	3	1.0%
County Safekeeper	4	1.3%
90 Day Evaluator	3	1.0%
TOTAL POPULATION	309	

(avg NCCW diag / eval unit pop is 40)

OFFENSE CATEGORY for MOST SERIOUS OFFENSE & PERCENT of TOTAL

POPULATION CONFINED (6-30-15)

Offense	Population	% of
Sex Offenses	961	18.8%
Assault	631	12.4%
Drugs	611	12.0%
Homicide	597	11.7%
Weapons	482	9.4%
Robbery	440	8.6%
Theft	392	7.7%
Burglary	353	6.9%
Motor Vehicle	309	6.0%
Fraud	126	2.5%
Other	99	1.9%
Restraint	55	1.1%
Morals	25	0.5%
Arson	16	0.3%

LIFE SENTENCES

Total Inmates Sentenced to Capital Punishment	10
Total Inmates Sentenced to Life w/out Parole	266
Total Inmates Sentenced to Life with Parole	92
(6-30-15)	
Total Inmates Sentenced to Life w/out Parole	266

CUSTODY CLASSIFICATION

CUSTODY LEVEL	TOTAL PER CUSTODY LEVEL	% OF TOTAL
Maximum	1334	26.0%
Medium	1266	24.7%
Minimum	14.92	29.0%
Community	625	12.2%
Unclassified*	419	8.2%
TOTAL	5136	

*Unclassified admissions to the Diagnostic & Evaluation Center are treated as maximum until classification is completed.

RANDOM DRUG TESTING PROGRAM

Baseline test 6/1991 - 17.35% tested positive	
2012 Average	1.19% tested positive
2013 Average	0.90% tested positive
2014 Average	0.72% tested positive
2015 Average	1.40% tested positive

PAROLE POPULATION

June 30, 2015

Regular Sentence	1084	% of DCS Pop	16.83%
Interstate Transfers	229	(excluded)	
Re-Entry Furlough	9	(excluded)	

PAROLE 3YR RECIDIVISM RATE (FY11)

32.0%

Parole Eligible Avg. Time on Parole (FY14)

1314 9.29 months

PAROLE RANDOM DRUG TESTING

Baseline test 1997 - 12.5% tested positive	
2012 Average	20.40% tested positive
2013 Average	19.63% tested positive
2014 Average	22.73% tested positive
2015 Average	10.21% tested positive

Most Serious Offense / Males

ENTICEMENT/ELECTRONIC COMM DEV	11	0.2%
POS OF OVER 1 LB. OF MARIJUANA	11	0.2%
SEXUAL ASSULT OF CHILD 2ND DEG	10	0.2%
POSSESSION CHILD PORNOGRAPHY	10	0.2%
CRIMINAL MISCHIEF	10	0.2%
FORGERY 1ST DEGREE	9	0.2%
ARSON 2ND DEGREE	8	0.2%
CRIMINAL IMPERSONATION	8	0.2%
CRIMINAL NON-SUPPORT	8	0.2%
VULNERABLE ADULT ABUSE	8	0.2%
LEAVE SCENE OF INJURY ACCIDENT	8	0.2%
AIDING CONSUMMATION OF FELONY	6	0.1%
ASSAULT 3RD DEGREE	6	0.1%
VIOLATION OF PROTECTION ORDER	6	0.1%
TAMPERING	6	0.1%
STALKING	5	0.1%
SEXUAL ASSAULT 3RD DEGREE	5	0.1%
ARSON 1ST DEGREE	5	0.1%
POSSESSION OF BURGLARY TOOLS	5	0.1%
POSSESSION OF DEFACED FIREARM	5	0.1%
CHILD ENTICEMENT BY COMPUTER	4	0.1%
RESISTING ARREST	4	0.1%
ASLT PEAC OFFCR/DCS EMP 1ST DEG	4	0.1%
SEX ABUSE/PREDICTED INDIV 1ST DEG	3	0.1%
POS FIREARM CONTROL SUBST VIOL	3	0.1%
POS OF FBGD INST \$300 OR MORE	3	0.1%
INTERSTATE TRANSFER SEXOFFENSE	2	0.0%
ACQUIRING CONT SUBSTNC BY RAUD	2	0.0%
BAD CHECK MORE THAN \$1000	2	0.0%
CONTRIBUT TO DELINQUENCY MINOR	2	0.0%
FAILURE TO APPEAR	2	0.0%
CARRY/PROSS CONCEALED WEAPON	2	0.0%
CRUELTY TO ANIMALS	2	0.0%
CRIMINAL ATTEMPT	1	0.0%
AIDING AND ABETTING	1	0.0%
SODOMY	1	0.0%
SEXUAL ASSAULT-USE OF COMPUTER	1	0.0%
UNLAWFUL INTRUSION	1	0.0%
POS OF 1 OZ - 1 LB MARIJUANA	1	0.0%
MANU/DIST/DEL/DISP USING MINOR	1	0.0%
POS MONEY CONTRLD SUBST VIOL	1	0.0%
MANU/DEL/POS DRUG PARAPHERNALIA	1	0.0%
ARSON 3RD DEGREE	1	0.0%
CRIMINAL TRESPASS	1	0.0%
POSSESSION OF FORGERY DEVICE	1	0.0%
FRAUDULENT INSURANCE ACT	1	0.0%
VIOL DEFICIT SIDL EXPEDIT ACTS	1	0.0%
MOTOR VEH (GENERAL VIOLATION)	1	0.0%
FALSE REPORTING	1	0.0%
TAX VIOLATION	1	0.0%
ASLT W/BODY FLUID/PUB SFTY OFF	1	0.0%
POS OF EXPLOSIVES 1ST DEGREE	1	0.0%
HABITUAL CRIMINAL	1	0.0%
Grand Total	4689	100.0%

INSTITUTIONS / PROGRAMS

Average Cost Per Offender
(All facilities including Parole)
Nebraska FY 2014 \$28,182/year

Adult Parole Administration (APA)

Average Cost per Parolee per Year \$4,090
Anne Hansen, Acting Administrator
Folsom & West Prospector Place, Bldg. 15
Lincoln, NE 68522
(402) 471-2654

Community Corrections Center-Lincoln (CCC-L)

Community Custody
Average Cost per Inmate per Year \$18,833
Rich Cruickshank, Warden
2720 West Van Dom
Lincoln, NE 68522
(402) 471-0740

Community Corrections Center-Omaha (CCC-O)

Community Custody
Average Cost per Inmate per Year \$21,905
Charles West, Warden
2320 Avenue 'J'
Omaha, NE 68110
(402) 595-2010

Diagnostic & Evaluation Center (DEC)

Maximum Custody
Average Cost per Inmate per Year \$32,230
Fred Britten, Warden
3220 West Van Dom
Lincoln, NE 68522
(402) 471-3330

Lincoln Correctional Center (LCC)

Maximum & Medium Custody
Average Cost per Inmate per Year \$41,459
Mario Peart, Warden
3216 West Van Dom
Lincoln, NE 68522
(402) 471-2861

Nebraska was the tenth prison system in the nation having all adult facilities, industries, central office, staff training academy, and adult parole accredited through the Accredited Correctional Association.

Most Serious Offense / Parole

Offense Arrest	Number	Percent
MANU/DIST/DISP OR POSS W/I	218	16.6%
POS CONTR SUB EXCEPT MARDIANA	127	9.7%
BURGLARY	127	9.7%
ROBBERY	125	9.5%
THEFT BY UNLAWL TAKING OR DISP	58	4.4%
DRIVING WHILE INTOXICATED	56	4.3%
MURDER 2ND DEGREE	44	3.4%
SEXUAL ASSAULT 1ST DEGREE	38	2.9%
THEFT BY RECEIVING STOLEN PROP	29	2.2%
ASSAULT 1ST DEGREE	26	2.0%
FORGERY 2ND DEGREE	25	1.9%
ASSAULT 2ND DEGREE	22	1.7%
THEFT	22	1.7%
SEXUAL ASSAULT OF CHILD 1ST DEG	21	1.6%
POSS DEADLY WEAP BY FELLOW/FUG	21	1.6%
THEFT BY SHOPLIFTING	20	1.5%
POS FIREARM BY FUGITIVE/FELON	20	1.5%
TERRORISTIC THREATS	17	1.3%
THEFT BY DECEPTION	17	1.3%
DRIVING UNDER REVOKED LICENSE	17	1.3%
DOMESTIC ASSAULT	16	1.2%
DRIVING UNDER INFLUENCE/INJURY	15	1.1%
MURDER 1ST DEGREE	12	0.9%
SEXUAL ASSAULT OF CHILD 3RD DEG	11	0.8%
VIOL OF FINANCIAL TRANS DEVICE	11	0.8%
MANSLAUGHTER	10	0.8%
SEXUAL ASSAULT ON A CHILD	9	0.7%
POS OF OVER 1 LB. OF MARIJUANA	8	0.6%
CRIMINAL MISCHIEF	8	0.6%
CRIMINAL IMPERSONATION	8	0.6%
CHILD ABUSE	7	0.5%
OPERATE MOTOR VEH/AVOID ARREST	7	0.5%
ESCAPE	7	0.5%
UNLAWFUL DISCHARGE OF FIREARM	6	0.5%
USE DEADLY WEAP TO COMMIT FEL	6	0.5%
ACCESSORY TO A FELONY	5	0.4%
MOTOR VEHICLE HOMICIDE	5	0.4%
SEXUAL ASSAULT 3RD DEGREE	5	0.4%
ARSON 2ND DEGREE	5	0.4%
ASLT PEAC OFCR/DCS EMP 2ND DGR	5	0.4%
POSS/RECEIVE STOLEN FIREARM	5	0.4%
CHILD ENTICEMENT BY COMPUTER	4	0.3%
STRANGULATION	3	0.2%
SEX OFFENDER REG ACT VIOLATION	3	0.2%
VIOLATION OF PROTECTION ORDER	3	0.2%
DLNG NARCOTICS/CNTRL SUBSTANCE	3	0.2%
POSS MONEY CONTRLD SUBST VIOL	3	0.2%
ACQUIRING CONT SUBSTNC BY FRAUD	3	0.2%

Source: NE Department of Corrections

NEBRASKA DEPARTMENT of CORRECTIONAL SERVICES

July 29, 2015

Scott R. Frakes, Director

Robin Spindler, Deputy Director,

Administrative Services

Diane Sabatka-Rime, Acting Deputy Director,

Institutions


Cathy Gibson-Beltz, Acting Deputy Director,

Programs & Community Services

Randy Kohl, Deputy Director, Health Services

John McGovern, Deputy Director,

Cornhusker State Industries



Folsom & West Prospector Place, Building 1

Lincoln, NE 68522

(402) 471-2654

FAX: (402) 479-5623

www.corrections.nebraska.gov

MISSION STATEMENT

To serve and protect the public by providing control, humane care and program opportunities for those individuals placed in its custody and supervision, thereby facilitating their return to society as responsible persons.

INMATE POPULATION

July 29, 2015

POPULATION vs. DESIGN CAPACITY

Design Capacity	Actual Population	% of Capacity
CCC-L	200	393
CCC-O	90	172
DEC	160	452
LCC	308	510
NCCW	275	306
NCYF	68	71
NCP	718	1306
OCC	396	745
TSCI	960	975
WEC	100	188

TOTAL DCS:	3275	5118	156.27%
7-29-15	3275	5127	156.55%

DCS' COUNTY JAIL POPULATION

July 29, 2015

Buffalo County JAIL	10
Lincoln County JAIL	9
Saline County JAIL	19
Phelps County JAIL	26
Hall County JAIL	83
Dawson County JAIL	26
Platte County JAIL	36
Total	209

CRIME TYPE of POPULATION

Part I Offenses *	2053	40.1%
Part II Offenses**	3065	59.9%
TOTAL POPULATION	5118	

*1st Degree Murder, 2nd Degree Murder, Manslaughter, 1st Degree Assault, 1st Degree Sexual Assault, 1st Degree Sexual Assault of a Child, Robbery.

**All other offenses.

FACILITY 3YR RECIDIVISM RATE (FY11)

8.02

22.3%

ADMIT STATUS of POPULATION - DEC

Admit Status	Population	% of
Sentenced	431	95.4%
County Safekeeper	15	3.3%
90 Day Evaluator	6	1.3%
TOTAL POPULATION	452	

ADMIT STATUS of POPULATION - NCCW

Admit Status	Population	% of
Sentenced	297	97.0%
Interstate Transfer	3	1.0%
County Safekeeper	5	1.6%
90 Day Evaluator	1	0.3%
TOTAL POPULATION	306	

TOTAL POPULATION

(avg NCCW diag / eval unit pop is 40)

OFFENSE CATEGORY for MOST SERIOUS OFFENSE & PERCENT of TOTAL

POPULATION CONFINED (6-30-15)

Offense	Population	% of
Sex Offenses	961	18.8%
Assault	631	12.4%
Drugs	611	12.0%
Homicide	597	11.7%
Weapons	482	9.4%
Robbery	440	8.6%
Theft	392	7.7%
Burglary	353	6.9%
Motor Vehicle	309	6.0%
Fraud	126	2.5%
Other	99	1.9%
Restraint	55	1.1%
Morals	25	0.5%
Arson	16	0.3%

LIFE SENTENCES

Total Inmates Sentenced to Capital Punishment	10
Total Inmates Sentenced to Life w/out Parole	267
Total Inmates Sentenced to Life with Parole (6-30-15)	92
Total Inmates Sentenced to Life w/out Parole	266

CUSTODY CLASSIFICATION

CUSTODY LEVEL	TOTAL PER CUSTODY LEVEL	% OF TOTAL
Maximum	1311	25.6%
Medium	1284	25.1%
Minimum	1472	28.8%
Community	617	12.1%
Unclassified*	434	8.5%
TOTAL	5118	

*Unclassified admissions to the Diagnostic & Evaluation Center are treated as maximum until classification is completed.

RANDOM DRUG TESTING PROGRAM

Baseline test 6/1991 - 17.35% tested positive
2012 Average 1.19% tested positive
2013 Average 0.90% tested positive
2014 Average 0.72% tested positive
2015 Average 1.40% tested positive

PAROLE POPULATION

July 29, 2015

Regular Sentence	1049	% of DCS Pop	16.44%
Interstate Transfers	228	(excluded)	
Re-Entry Furlough	5	(excluded)	

PAROLE 3YR RECIDIVISM RATE (FY11)

32.0%

Parole Eligible	1324	Avg. Time on Parole (FY14)	9.29 months
-----------------	------	----------------------------	-------------

PAROLE RANDOM DRUG TESTING

Baseline test 1997 - 12.5% tested positive
2012 Average 20.40% tested positive
2013 Average 19.63% tested positive
2014 Average 22.73% tested positive
2015 Average 10.21% tested positive

Most Serious Offense / Parole

Offense Arrest	Number	Percent
INTENTIONAL VIO MARG DRUG LAW	3	0.2%
ARSON 1ST DEGREE	3	0.2%
CRIMINAL NON-SUPPORT	3	0.2%
LEAVE SCENE OF INJURY ACCIDENT	3	0.2%
ASLT PEAC OFFR/DOS EMP 3RD DGR	3	0.2%
USE FIREARM TO COMMIT FELONY	3	0.2%
ASSAULT 3RD DEGREE	2	0.2%
SEXUAL ASSULT OF CHILD 2ND DEG	2	0.2%
SEXUAL ASSULT 2ND DEGREE	2	0.2%
CRIMINAL CHILD ENTICEMENT	2	0.2%
POS OF 1 OZ - 1 LB MARIJUANA	2	0.2%
GRAND LARCENY	2	0.2%
FORGERY 1ST DEGREE	2	0.2%
BAD CHECK \$75-\$300	2	0.2%
TAX VIOLATION	2	0.2%
ADDING CONSUMPTION OF FELONY	1	0.1%
SHOOT W/TO KIL, WOUND, MAIM	1	0.1%
SODOMY	1	0.1%
KIDNAPPING	1	0.1%
FALSE IMPRISONMENT 1ST DEGREE	1	0.1%
LARCENY FROM PERSON	1	0.1%
POSSESSION CHILD PORNOGRAPHY	1	0.1%
POS OF UNDER 1 OZ OF MARIJUANA	1	0.1%
MANU/DIST/DEL/DISP USING MINOR	1	0.1%
POSS FIREARM CONTROL SUBST VIOL	1	0.1%
POSSESSION OF BURGLARY TOOLS	1	0.1%
THEFT BY EXTORTION	1	0.1%
POSSESSION OF FORGERY DEVICE	1	0.1%
SALE UNREGISTERED SECURITIES	1	0.1%
FRAUDULENT INSURANCE ACT	1	0.1%
BAD CHECK MORE THAN \$1000	1	0.1%
BAD CK \$300-\$1000 & MULT VIOL	1	0.1%
NO ACNT CHK/BAD CHK LESS \$75	1	0.1%
INCEST	1	0.1%
VULNERABLE ADULT ABUSE	1	0.1%
CONTRIBUT TO DELINQUENCY MINOR	1	0.1%
VISL DEPTCT SEXL EXPLICIT CONID	1	0.1%
RESISTING ARREST (WITH WEAPON)	1	0.1%
MOTOR VEH (GENERAL VIOLATION)	1	0.1%
UNLATH USE PROPELLED VEHICLE	1	0.1%
FAILURE TO APPEAR	1	0.1%
BRIBERY	1	0.1%
TAMPERING	1	0.1%
ASSAULT BY A CONFINED PERSON	1	0.1%
LIVESTOCK VIOLATIONS	1	0.1%
NOT APPLICABLE	1	0.1%
Grand Total	1310	100.0%

INSTITUTIONS / PROGRAMS

Average Cost Per Offender
(All facilities including Parole)
Nebraska FY 2014 \$28,182/Year

Adult Parole Administration (APA)

Average Cost per Parolee per Year \$4,090
Anne Hansen, Acting Administrator
Folsom & West Prospector Place, Bldg. 15
Lincoln, NE 68522
(402) 471-2654

Community Corrections Center-Lincoln (CCC-L)

Community Custody
Average Cost per Inmate per Year \$18,833
Rich Quickshank, Warden
2720 West Van Dorn
Lincoln, NE 68522
(402) 471-0740

Community Corrections Center-Omaha (CCC-O)

Community Custody
Average Cost per Inmate per Year \$21,905
Charles West, Warden
2320 Avenue 'J'
Omaha, NE 68110
(402) 595-2010

Diagnostic & Evaluation Center (DEC)

Maximum Custody
Average Cost per Inmate per Year \$32,230
Fred Britten, Warden
3220 West Van Dorn
Lincoln, NE 68522
(402) 471-3330

Lincoln Correctional Center (LCC)

Maximum & Medium Custody
Average Cost per Inmate per Year \$41,459
Mario Peart, Warden
3216 West Van Dorn
Lincoln, NE 68522
(402) 471-2861

Nebraska was the tenth prison system in the nation having all adult facilities, industries, central office, staff training academies, 1 adult parole accredited through the Arnie Correctional Association.

Nebraska Correctional Center for Women (NCCW)

Maximum, Medium & Minimum Custody
Average Cost per Inmate per Year \$39,875
Denise Skrobecki, Warden
1107 Recharge Road
York, NE 68467-8003
(402) 362-3317

Nebraska Correctional Youth Facility (NCYF)

Maximum, Medium & Minimum Custody
Average Cost per Inmate per Year \$92,256
Ryan Mahr, Warden
2610 North 20th Street East
Omaha, NE 68110
(402) 595-2000

Nebraska State Penitentiary (NSP)

Maximum, Medium, Minimum Custody & Residential Treatment Community
Average Cost per Inmate per Year \$33,886
Robert Madsen, Acting Warden
4201 South 14th Street
Lincoln, NE 68542
(402) 471-3161

Omaha Correctional Center (OCC)

Medium & Minimum Custody
Average Cost per Inmate per Year \$25,922
Barbara Lewien, Warden
2323 Avenue 'J'
Omaha, NE 68110
(402) 595-3964

Tecumseh State Correctional Institution (TSCI)

Maximum, Medium, Death Row & Intensive Management
Average Cost per Inmate per Year \$36,605
Brian Gage, Warden
2725 N. Highway 50
Tecumseh, NE 68450
(402) 335-5998

Work Ethic Camp, McCook (WEC)

Intensive Supervision Probationers & Minimum Custody
Average Cost per Inmate per Year \$40,666
Pam Morello, Warden
2309 North Highway 83
McCook, NE 69001
(308) 345-8405

Vision Points


- Best Practices - identify and implement best practices
- Commitment to Staff - partner with staff
- Community Awareness and Involvement - partner with the community
- Credibility - furthering public trust
- Family Involvement - allow families an active role (staff and inmate families)
- Fiscal Accountability - efficient and effective operations
- Seamless Criminal Justice System - collaboration with other entities
- Offender Accountability - environments in which offender accountability will flourish
- Offender Programs - sustaining meaningful program opportunities

NEBRASKA DEPARTMENT of CORRECTIONAL SERVICES

August 31, 2015

Scott R. Frakes, Director

Robin Spindler, Deputy Director,
Administrative Services
Diane Sabatka-Rine, Deputy Director,
Institutions
Cathy Gibson-Beltz, Acting Deputy Director,
Programs & Community Services
Randy Kohl, Deputy Director, Health Services
John McGovern, Deputy Director,
Cornhusker State Industries



Folsom & West Prospector Place, Building 1
Lincoln, NE 68522
(402) 471-2654
FAX: (402) 479-5623
www.corrections.nebraska.gov

MISSION STATEMENT

To serve and protect the public by providing control, humane care and program opportunities for those individuals placed in its custody and supervision, thereby facilitating their return to society as responsible persons.

INMATE POPULATION

August 31, 2015

POPULATION vs. DESIGN CAPACITY

	Design Capacity	Actual Population	% of Capacity
CCC-L	200	361	180.50%
CCC-O	90	167	185.56%
DEC	160	387	241.88%
LCC	308	520	168.83%
NCCW	275	319	116.00%
NCYF	68	71	104.41%
NSP	718	1273	177.30%
OCC	396	766	193.43%
TSCI	960	1048	109.17%
WEC	100	190	190.00%
TOTAL DCS:	3275	5102	155.79%
8-31-15	3275	5094	155.54%
8-31-14			

DCS' COUNTY JAIL POPULATION

August 31, 2015

Buffalo County JAIL	10
Lincoln County JAIL	17
Saline County JAIL	12
Phelps County JAIL	31
Hall County JAIL	82
Dawson County JAIL	19
Platte County JAIL	46
Total	217

CRIME TYPE of POPULATION

Part I Offenses *	2053	40.2%
Part II Offenses**	3049	59.8%
TOTAL POPULATION	5102	

*1st Degree Murder, 2nd Degree Murder, Manslaughter,
1st Degree Assault, 1st Degree Sexual Assault,
1st Degree Sexual Assault of a Child, Robbery.

**All other offenses.

FACILITY 3YR RECIDIVISM RATE (FY11)

0802 22.3%

ADMIT STATUS of POPULATION - DEC

Admit Status	Population	% of Population
Sentenced	363	93.8%
County Safekeeper	16	2.1%
90 Day Evaluator	8	4.1%
TOTAL POPULATION	387	

ADMIT STATUS of POPULATION - NCCW

Admit Status	Population	% of Population
Sentenced	308	96.6%
Interstate Transfer	3	0.9%
County Safekeeper	4	1.3%
90 Day Evaluator	4	1.3%
TOTAL POPULATION	319	

(avg NCCW diag / eval unit pop is 40)

OFFENSE CATEGORY for MOST SERIOUS OFFENSE & PERCENT of TOTAL

POPULATION CONFINED (6-30-15)

Offense	Population	% of Population
Sex Offenses	961	18.8%
Assault	631	12.4%
Drugs	611	12.0%
Homicide	597	11.7%
Weapons	482	9.4%
Robbery	440	8.6%
Theft	392	7.7%
Burglary	353	6.9%
Motor Vehicle	309	6.0%
Fraud	126	2.5%
Other	99	1.9%
Restraint	55	1.1%
Morals	25	0.5%
Arson	16	0.3%

LIFE SENTENCES

Total Inmates Sentenced to Capital Punishment	10
Total Inmates Sentenced to Life w/out Parole	269
Total Inmates Sentenced to Life with Parole (6-30-15)	94
Total Inmates Sentenced to Life w/out Parole	266

CUSTODY CLASSIFICATION

CUSTODY LEVEL	TOTAL PER CUSTODY LEVEL	% OF TOTAL
Maximum	1358	26.6%
Medium	1339	26.2%
Minimum	1477	28.9%
Community	573	11.2%
Unclassified*	355	7.0%
TOTAL	5102	

*Unclassified admissions to the Diagnostic & Evaluation Center are treated as maximum until classification is completed.

RANDOM DRUG TESTING PROGRAM

Baseline test 6/1991 - 17.35% tested positive
2012 Average 1.19% tested positive
2013 Average 0.90% tested positive
2014 Average 0.72% tested positive
2015 Average 1.40% tested positive

PAROLE POPULATION

August 31, 2015

Regular Sentence	1068	% of DCS Pop	16.71%
Interstate Transfers	230	(excluded)	
Re-Entry Furlough	3	(excluded)	

PAROLE 3YR RECIDIVISM RATE (FY11)

32.0%

PAROLE Eligible Avg. Time on Parole (FY14)

1321 9.29 months

PAROLE RANDOM DRUG TESTING

Baseline test 1997 - 12.5% tested positive
2012 Average 20.40% tested positive
2013 Average 19.63% tested positive
2014 Average 22.73% tested positive
2015 Average 10.21% tested positive

Felony Class Changes from LB 605

LB 605 was passed last legislative session and went into effect on August 30, 2015. This bill contains a number of criminal justice reforms including significant changes to the penalties for Class IV, Class IIIa and Class III felonies and the creation of a new Class IIa felony class. The changes to Class IV, IIIa and III felonies involve moving from an indeterminate sentence scheme, in which the judge sets a minimum and maximum sentence within the sentencing range, to a determinate sentencing scheme in which the judge selects a term of incarceration followed by a term of post-release supervision in the community. Individuals convicted of Class IV, IIIa and III felonies under the new LB 605 sentencing structure are not parole eligible and will transition from incarceration to post-release supervision in the community by the Office of Probation Administration. LB 605 also created a new felony class, Class IIa, which closely mirrors the penalty structure for the former Class III felony class and which houses violent crimes which were formerly Class III felonies.

The changes to the felony classes are outlined below:

Class IV Felony*

Former Penalty: 0-5 Years Imprisonment
New Penalty: 0-2 Years Imprisonment followed by 9-12 months of post release supervision.

Class IIIa Felony*

Former Penalty: 0-5 Years Imprisonment
New Penalty: 0-3 Years Imprisonment followed by 9-18 months of post-release supervision.

Class III Felony*

Former Penalty: 1-20 years imprisonment
New Penalty: 0-4 years imprisonment followed by 9-24 months of post-release supervision.

Class IIa Felony*

New Penalty: 0-20 years imprisonment

*The changes to these penalty classes only affect individuals who commit crimes after August 30, 2015. The Department will continue to see individuals admitted under the old sentencing scheme for the next 9-12 months.

Nebraska Correctional Center for Women (NCCW)

Maximum, Medium & Minimum Custody
Average Cost per Inmate per Year \$39,875
Denise Skrobecki, Warden
1107 Recharge Road
York, NE 68467-8003
(402) 362-3317

Nebraska Correctional Youth Facility (NCYF)

Maximum, Medium & Minimum Custody
Average Cost per Inmate per Year \$92,256
Ryan Mahr, Warden
2610 North 20th Street East
Omaha, NE 68110
(402) 595-2000

Nebraska State Penitentiary (NSP)

Maximum, Medium, Minimum Custody &
Residential Treatment Community
Average Cost per Inmate per Year \$33,886
Rich Cruickshank, Warden
4201 South 14th Street
Lincoln, NE 68542
(402) 471-3161

Omaha Correctional Center (OCC)

Medium & Minimum Custody
Average Cost per Inmate per Year \$25,922
Barbara Lewien, Warden
2323 Avenue 'J'
Omaha, NE 68110
(402) 595-3964

Tecumseh State Correctional Institution (TSCI)

Maximum, Medium, Death Row & Intensive Management
Average Cost per Inmate per Year \$36,605
Brian Gage, Warden
2725 N. Highway 50
Tecumseh, NE 68450
(402) 335-5998

Work Ethic Camp, McCook (WEC)


Intensive Supervision Probationers & Minimum Custody
Average Cost per Inmate per Year \$40,666
Pam Morello, Warden
2309 North Highway 83
McCook, NE 69001
(308) 345-8405

NEBRASKA DEPARTMENT of CORRECTIONAL SERVICES

September 30, 2015

Scott R. Frakes, Director

Robin Spindler, Deputy Director,
Administrative Services
Diane Sabatka-Rine, Deputy Director,
Institutions
Michael Rothwell, Deputy Director,
Programs & Community Services
Randy Kohl, Deputy Director, Health Services
John McGovern, Deputy Director,
Cornhusker State Industries



Folsom & West Prospector Place, Building 1
Lincoln, NE 68522
(402) 471-2654
FAX: (402) 479-5623
www.corrections.nebraska.gov

MISSION STATEMENT

To serve and protect the public by providing control, humane care and program opportunities for those individuals placed in its custody and supervision, thereby facilitating their return to society as responsible persons.

INMATE POPULATION

September 30, 2015

POPULATION vs. DESIGN CAPACITY

	Design Capacity	Actual Population	% of Capacity
CCCL	200	370	185.00%
CCC-O	90	161	180.00%
DEC	160	386	241.25%
LCC	308	499	162.01%
NCCW	275	332	120.73%
NCCYF	68	69	101.47%
NSP	718	1298	180.78%
OCC	396	773	195.20%
TSCI	960	1046	108.96%
WEC	100	179	179.00%
TOTAL DCS:			
9-30-15	3275	5114	156.15%
9-30-14	3275	5151	157.28%

DCS' COUNTY JAIL POPULATION

September 30, 2015

Buffalo County JAIL	10
Lincoln County JAIL	17
Saline County JAIL	12
Phelps County JAIL	26
Hall County JAIL	79
Dawson County JAIL	17
Platte County JAIL	37
Total	198

CRIME TYPE of POPULATION

Part I Offenses *	2058	40.2%
Part II Offenses**	3056	59.8%
TOTAL POPULATION	5114	

*1st Degree Murder, 2nd Degree Murder, Manslaughter,
1st Degree Assault, 1st Degree Sexual Assault,
1st Degree Sexual Assault of a Child, Robbery.

**All other offenses.

FACILITY 3YR RECIDIVISM RATE (FY11)

22.3%

2902

ADMIT STATUS of POPULATION - DEC

Admit Status	Population	% of Population
Sentenced	364	94.3%
County Safekeeper	16	4.1%
90 Day Evaluator	6	1.6%
TOTAL POPULATION	386	

ADMIT STATUS of POPULATION - NCCW

Admit Status	Population	% of Population
Sentenced	321	96.7%
Interstate Transfer	3	0.9%
County Safekeeper	4	1.3%
90 Day Evaluator	4	1.2%
TOTAL POPULATION	332	

(avg NCCW diag / eval unit pop is 40)

OFFENSE CATEGORY for MOST SERIOUS OFFENSE & PERCENT of TOTAL

Offense	Population	% of Population
Sex Offenses	961	18.8%
Assault	631	12.4%
Drugs	611	12.0%
Homicide	597	11.7%
Weapons	482	9.4%
Robbery	440	8.6%
Theft	392	7.7%
Burglary	353	6.9%
Motor Vehicle	309	6.0%
Fraud	126	2.5%
Other	99	1.9%
Restraint	55	1.1%
Morals	25	0.5%
Arson	16	0.3%

LIFE SENTENCES

Total Inmates Sentenced to Capital Punishment	10
Total Inmates Sentenced to Life w/out Parole	269
Total Inmates Sentenced to Life with Parole (6-30-15)	91
Total Inmates Sentenced to Life w/out Parole	266

CUSTODY CLASSIFICATION

CUSTODY LEVEL	TOTAL PER CUSTODY LEVEL	% OF TOTAL
Maximum	1382	27.0%
Medium	1363	26.7%
Minimum	1448	28.3%
Community	573	11.2%
Unclassified*	348	6.8%
TOTAL	5114	

*Unclassified admissions to the Diagnostic & Evaluation Center are treated as maximum until classification is completed.

RANDOM DRUG TESTING PROGRAM

Baseline test 6/1991 - 17.35% tested positive
2012 Average 1.19% tested positive
2013 Average 0.90% tested positive
2014 Average 0.72% tested positive

PAROLE POPULATION

September 30, 2015

Regular Sentence	1042	% of DCS Pop	16.39%
Interstate Transfers	229	(excluded)	
Re-Entry Furlough	2	(excluded)	

PAROLE 3YR RECIDIVISM RATE (FY11)

32.0%

Parole Eligible	1312	Avg. Time on Parole (FY14)	9.29 months
-----------------	------	----------------------------	-------------

PAROLE RANDOM DRUG TESTING

Baseline test 1997 - 12.5% tested positive
2012 Average 20.40% tested positive
2013 Average 19.63% tested positive
2014 Average 22.73% tested positive

INSTITUTIONS / PROGRAMS

Average Cost Per Offender
(All facilities including Parole)
Nebraska FY 2014 \$28,182/year

Adult Parole Administration (APA)

Average Cost per Parolee per Year \$4,090
Cathy Gibson-Beltz, Administrator
Folsom & West Prospector Place, Bldg. 15
Lincoln, NE 68522
(402) 471-2654

Community Corrections Center-Lincoln (CCC-L)

Community Custody
Average Cost per Inmate per Year \$18,833
Joe Baldassano, Acting Warden
2720 West Van Dorn
Lincoln, NE 68522
(402) 471-0740

Community Corrections Center-Omaha (CCC-O)

Community Custody
Average Cost per Inmate per Year \$21,905
Charles West, Warden
2320 Avenue 'J'
Omaha, NE 68110
(402) 595-2010

Diagnostic & Evaluation Center (DEC)

Maximum Custody
Average Cost per Inmate per Year \$32,230
Fred Britten, Warden
3220 West Van Dorn
Lincoln, NE 68522
(402) 471-3330

Lincoln Correctional Center (LCC)

Maximum & Medium Custody
Average Cost per Inmate per Year \$41,459
Mario Peart, Warden
3216 West Van Dorn
Lincoln, NE 68522
(402) 471-2861

Nebraska was the tenth prison system in the nation having all adult facilities, industries, central office, staff training academy, and adult parole accredited through the American Correctional Association.

Adult Parole Administration (APA)

Average Cost per Inmate per Year \$4,090
 Cathy Gibsen-Beltz, Administrator
 Folsom & West Prospector Place, Bldg. 15
 Lincoln, NE 68522
 (402) 471-2654

Community Corrections Center-Lincoln (CCC-L)

Community Custody
 Average Cost per Inmate per Year \$18,833
 Robert Madsen, Warden
 2720 West Van Dorn
 Lincoln, NE 68522
 (402) 471-0740

Community Corrections Center-Omaha (CCC-O)

Community Custody
 Average Cost per Inmate per Year \$21,905
 Charles West, Warden
 2320 Avenue 'J'
 Omaha, NE 68110
 (402) 595-2010

Diagnostic & Evaluation Center (DEC)

Maximum Custody
 Average Cost per Inmate per Year \$32,230
 Fred Britten, Warden
 3220 West Van Dorn
 Lincoln, NE 68522
 (402) 471-3330

Lincoln Correctional Center (LCC)

Maximum & Medium Custody
 Average Cost per Inmate per Year \$41,459
 Mario Peart, Warden
 3216 West Van Dorn
 Lincoln, NE 68522
 (402) 471-2861

Nebraska Correctional Center for Women (NCCW)

Maximum, Medium & Minimum Custody
 Average Cost per Inmate per Year \$39,875
 Denise Skrobecki, Warden
 1107 Recharge Road
 York, NE 68467-8003
 (402) 362-3317

Monthly Data Sheet Information

Current as of midnight October 31, 2015

Inmate Count

(excludes RFP inmates)
 Date run: 11/1/2015

Facility	Capacity Total	Count	Percent of Capacity
CCL	200	371	185.50%
CCO	90	156	173.33%
DEC	160	376	235.00%
LCC	308	501	162.66%
NCW	275	327	118.91%
NCY	68	67	98.53%
NSP	718	1335	185.93%
OCC	396	753	190.15%
TSC	960	1052	109.58%
WEC	100	190	190.00%
Grand Total	3275	5128	156.58%

Population at 125% of capacity is 4094

1 Year Ago Pop vs. Capacity

Population	% of Capacity
5182	158.23%

Part I Offenses

of Inmates
2051

1st Degree Life & Death Sentences

Sentence	# of Inmates
1st Degree Life	270
Capital Punishment	10

Inmates Serving Life w/ Parole Sentences

of Inmates
93

Admit Status DEC

Admis Stat CD	# of Inmates	Percent
Sentenced	363	96.0%
90 Day Evaluator	3	0.8%
County Safekeeper	12	3.2%
Grand Total	378	100.0%

Admit Status NCCW

Admit Status	# of Inmates	Percent
Sentenced	315	96.3%
90 Day Evaluator	4	1.2%
County Safekeeper	5	1.5%
I.S. Transfer	3	0.9%
Grand Total	327	100.0%

No Results

The specified criteria didn't result in any data. This is often caused by applying filters and/or selections that are too restrictive or that contain incorrect values. Please check your Analysis Filters and try again. The filters currently being applied are shown below.

Loct Prfx CD L1 is equal to / is in rfp

Inmates Outsourced to County Jails

(excluded from DCS capacity & count)

Place	Count
Buffalo County Jail	8
Dawson County Jail	21
Hall County Jail	71
Lincoln County Jail	15
Phelps County Jail	21
Platte County Jail	30
Saline County Jail	10
Grand Total	176

Custody Classification

Custody Level	# of Inmates	% of Population
Community	568	11.1%
Maximum	1608	31.3%
Medium	1530	29.8%
Minimum	1426	27.8%
Grand Total	5132	100.0%

Parole Population

Type	# of Parolees
Interstate Transfer	226
Regular Sentence	1053
Grand Total	1279

Parole Eligible Inmates

of Inmates
1310

WEC Population

Type	Gender	# of Offenders
Inmates	Male	190
Inmates Total		190
Grand Total		190

WEC Population

Type	Gender	# of Offenders
Inmates	Male	190
Inmates Total		190
Grand Total		190

INMATE POPULATION

January – March 2016

	Design Capacity	Average Daily Population	% of Capacity
CCCL	200	385	192.50%
CCCO	90	169	187.78%
DEC	160	393	245.63%
LCC	308	503	163.31%
NCCW	275	341	124.00%
NCCYF	68	66	97.06%
NSP	718	1,354	188.58%
OCC	396	759	191.67%
TSCI	960	1,040	108.33%
WEC	100	172	172.00%

TOTAL DCS:

Jan – Mar 2016	3,275	5,182	158.23%
Jan – Mar 2015	3,275	5,220	159.39%

NDCS' COUNTY JAIL POPULATION

January – March 2016

County	Average Daily Population
Buffalo County	6
Dawson County	16
Hall County	76
Lincoln County	20
Pheps County	26
Platte County	22
Saline County	8
Total	174

INMATE DEMOGRAPHICS

As of March 31, 2016

RACE	# of Inmates	% of Inmates
White	2,857	55.1%
Black	1,374	26.5%
Hispanic/Latino	647	12.5%
American/Alaskan	217	4.2%
Native		
Asian	45	0.9%
Hawaiian/Pacific	6	0.1%
Islander		
Other	26	0.5%
Data Unavailable	16	0.3%
7802		

AVERAGE AGE

NDCS

37.48

GENDER

Gender	# of Inmates
Female	454
Male	4,734
Total	5,188

CRIME TYPE

Type	# of Inmates	Percent
Part I*	1,941	37.4%
Part II**	3,247	62.6%
Total	5,188	100%

*Murder (1st and 2nd Degree), Manslaughter, 1st Degree Assault, 1st Degree Sexual Assault, 1st Degree Sexual Assault of a Child, Robbery
 **All other Offenses

MOST SERIOUS OFFENSE

Offense Category	Percent
Sex Offenses	25.32%
Assault	11.75%
Drugs	9.54%
Homicide	9.15%
Weapons	8.91%
Robbery	8.20%
Theft	7.41%
Burglary	5.21%
Motor Vehicle	5.13%
Fraud	4.73%
Other	3.31%
Restraint	0.63%
Morals	0.55%
Arson	0.16%

INMATE CLASSIFICATION

Custody Level	# of Inmates	% of Total
Maximum	1,184	22.8%
Medium	1,669	32.2%
Minimum	1,409	27.2%
Community	545	10.5%
Unclassified	381	7.3%
Total	5,188	100%

3YR RECIDIVISM RATE (FY12)

Facility	22.8%
Parole	34.1%
Total	30.1%

PAROLE POPULATION

Average Daily Population (Jan – Mar)
 March 31, 2016

1,123
 1,268

PAROLE DEMOGRAPHICS

As of March 31, 2016

GENDER		# of Inmates
Gender		
Female		194
Male		1,074
Total		1,268

RACE

Race	# of Inmates	% of Inmates
White	823	64.9%
Black	280	22.1%
Hispanic/Latino	113	8.9%
American/Alaskan	32	2.5%
Native		
Asian	6	0.5%
Other	11	0.9%
Data Unavailable	3	0.2%

AVERAGE AGE

Parole

39.07

MOST SERIOUS OFFENSE

Offense Category	Percent
Drugs	18.61%
Theft	12.48%
Motor Vehicle	11.98%
Burglary	11.69%
Robbery	10.22%
Assault	8.14%
Sex Offenses	7.60%
Homicide	6.55%
Weapons	6.22%
Fraud	2.56%
Other	2.17%
Morals	1.01%
Arson	0.41%
Restraint	0.37%

LEGISLATIVE UPDATE

LB 1094 was introduced during the 2016 legislative session as the follow-up legislation to LB 605 (2015) which was the original Justice Reinvestment Initiative (JRI) legislation in Nebraska. LB 1094 was not intended to make substantive changes to the plan put in place during phase 1 of JRI, but was introduced to answer questions and issues that arose after the passage of LB 605 and provide some technical cleanup.

On select file, provisions of LB 910 relating to the authority of the Inspector General for corrections over parole administration and the requirements for the position of parole administrator were amended into LB 1094. The bill was passed by the legislature on April 13 and signed by the Governor on April 20, 2016 and became effective immediately as it contained an emergency clause. Below is a summary of the major provisions of LB 1094:

- Adjusted the penalty for several offenses not addressed in LB 605, including accessory to a felony and 4th offense DUI;
- Restores authority of judges to sentence individuals to jail as a condition of probation for up to 90 days;
- Clarifies that individuals convicted of both pre and post 605 Class III, IIIA, or IV Felonies are not subject to post release supervision
- Eliminates the possibility that individuals can be sentenced to post-release supervision and also be parole eligible.
- Clarifies that good time does not apply to post-release supervision but does apply to a sentence of incarceration following a revocation of post-release supervision
- Provides that the Inspector General retains oversight over parole administration after it transfers to the board of parole on July 1, 2016; and
- Requires the Parole Administrator to have appropriate experience and training, including familiarity with evidence based practices and risk and needs assessments.

One Team – One Vision

NDCS Quarterly Data Sheet

April – June 2016

Statistics†

Contents:
Pg. 1 Statistics
Pg. 2 NCDS Transformation

Inmate Population
April – June 2016

	Design Capacity	Average Daily Population	% of Capacity
CCC-L	200	384	192.00%
CCC-O	90	170	188.88%
DEC	160	401	250.62%
LCC	308	502	162.99%
NCCW	275	343	124.72%
NCYF	68	61	89.71%
NSP	718	1,348	192.75%
OCC	396	768	193.94%
TSCI	960	1,024	106.67%
WEC	100	180	180.00%
TOTAL DCS:			
Apr – Jun 2016	3,275	5,186	158.35%
Apr – Jun 2015	3,275	5,217	159.32%

Average Age
37.57

Gender

Gender	# of Inmates
Female	433
Male	4,698
Total	5,131

Crime Type

Type	# of Inmates	Percent
Part I*	1,923	37.5%
Part II**	3,208	62.5%
Total	5,131	100%

*Murder (1st and 2nd Degree), Manslaughter, 1st Degree Assault, 1st Degree Sexual Assault, 1st Degree Sexual Assault of a Child, Robbery
**All other Offenses

NDCS' County Jail Population
April – June 2016

County	Average Daily Population
Buffalo County	3
Dawson County	17
Hall County	60
Lincoln County	20
Phelps County	24
Platte County	11
Saline County	5
Total	141

Most Serious Offenses

Offense Category	Percent
Sex Offenses	18.7%
Assault	12.8%
Drugs	12.0%
Homicide	11.8%
Weapons	10.3%
Robbery	8.1%
Theft	7.5%
Burglary	6.5%
Motor Vehicle	6.1%
Fraud	2.6%
Other	1.9%
Restraint	1.0%
Morals	0.4%
Arson	0.4%

Race

Race	# of Inmates	% of Inmates
White	2,828	55.1%
Black	1,364	26.6%
Hispanic/Latino	640	12.5%
American/Alaskan Native	209	4.1%
Asian	43	0.8%
Hawaiian/Pacific Islander	6	0.1%
Other	24	0.5%
Data Unavailable	17	0.3%

Inmate Classification

Custody Level	# of Inmates	% of Total
Maximum	1,033	20.1%
Medium	1,742	33.9%
Minimum	1,389	27.0%
Community	540	10.5%
Unclassified	427	8.3%
Total	5,131	100%

†As of June 30, 2016 unless otherwise noted

3 Year Recidivism Rate (FY12)

Facility	22.8%
Parole	34.1%
Total	30.1%

NDCS Transformation

Prior to the construction of a prison, Nebraska inmates were housed in County Jails. In 1870 the first temporary penitentiary (pictured) housed 37 inmates. The inmates wore striped prison uniforms. In addition to their beds, each inmate was allowed a Holy Bible and a Catholic Prayer Book. They worked in stone quarries and on public buildings, such as the penitentiary and the second state capitol (pictured).



Now, almost 150 years later, there have been many changes. There are over 5,000 inmates in the Department's custody. The Nebraska Department of Correctional Services (NDCS) currently accommodates 20 religions. Through the years the focus has shifted from warehousing inmates and making them perform hard labor to preparing them to re-enter society. To support this, there are an increasing number of education, work, programming and recreation opportunities for inmates to take advantage of.



Today the Department is not at a destination, but merely a stage on a journey. Change doesn't happen overnight, however, and it's not always easy. Dr. Grace Hopper, US Navy Rear Admiral and computer scientist, said, "Humans are allergic to change. They love to say, 'We've always done it this way.' I try to fight that." Director Frakes has consistently challenged this mindset and, under his leadership, the Department is committed to identifying best practices and implementing them across all areas of the agency. Determining the best way to implement these changes takes evaluation and planning. The Department of Corrections is responsible for thousands of lives and millions of dollars. It would be irresponsible to just try any new thing to see what might work. Change should be based on research and positive results others have had. This helps insure that change is implemented effectively and that we measure our progress to produce lasting results, , even if it can't always happen as fast as we'd like.

NDCS is in a time of transformation. The Department, along with input from outside entities is working to find the best way to accomplish our mission. Part of this transformation is an improved method for assessing inmates. The Static Risk and Offender Needs Guide-Revised (STRONG-R) is an evidence-based risk and needs assessment that includes a case management and supervision planning system. The original instrument was developed by Assessments.com for the Washington Department of Corrections, and a Nebraska-specific version has been developed to be responsive to the specific needs of our inmate population. The STRONG-R:

- Provides an objective assessment of each offender's risks and needs;



One Team – One Vision

- Matches offenders to clinical treatment and non-clinical program interventions targeted to factors that relate to their individual criminal behavior;
- Will be conducted every six months for persons within three years of release, and annually for those with more than three years remaining on their sentence. Assessments will also occur after significant events (e.g., program completion, change in sentence, misconducts, et al.).

Accurately assessing our populations risk and needs lays the foundation for a number of other reforms. This information will be used for identifying programming and treatment recommendations and will inform all areas of the Department by providing a more accurate breakdown of the risks and needs of the NDCS population.

Another aspect of the Department’s transformation is the recently updated Mission, Vision and Values. NDCS Director Scott Frakes, in part, introduced the changes to the Department as follows.

As leaders, it is critical that we constantly evaluate where we are and what we are doing. Part of that evaluation is looking at the roadmap of how we get where we’re going, which is our agency’s Mission, Vision and Values.

I believe it is important that, as we transform this agency together, they accurately and faithfully reflect that transformation. There won’t be a ribbon-cutting or a ceremony to mark this occasion, but what follows is effective immediately. I genuinely hope each and every one you will embrace them, model them and incorporate them into our culture.

The Mission, Vision and Values are the foundation that explains who we are, what we do and why we do it. They are meant as a guide to the newest of us who is working their first shift and a beacon for the veteran who has logged too many miles in facilities to remember.

Mission: Keep people safe.

“Keep people safe” may sound simple, but it is not a simple mission. We keep people in the public safe. We keep people we work with safe. We keep people who visit our prisons safe. We keep people living in our prisons safe.

We keep people safe through sound incarceration practices and daily vigilance. We know that good security encompasses much more than count, searches, and locked doors. We also provide people with opportunities to change. Assessments, treatment, programming and healthy environments are all part of how we keep people safe.

“Keep people safe” is a huge responsibility. One we cannot take for granted. One we accomplish with pride.

To break the cycle of recidivism, people who are incarcerated must change their thinking and behavior. We provide the setting, the tools, and the opportunities for people to grow.



One Team – One Vision

Vision: Safe Prisons – Transformed Lives – Safe Communities

Our vision describes what we want to create, where we want to be, our end-state. Successfully carrying out our mission is how we achieve this vision. The vision of our agency is a direct reflection of how important we are to an orderly society.

Through the use of effective interventions, incentives and appropriate sanctions we make prisons safe. By creating safe environments where people can engage in pro-social activities and address needs that reduce their risk to reoffend, their lives will be transformed. When people become contributing members of society, our communities are safe.

Values:

Integrity – *We take ownership of our actions and demonstrate professionalism, honesty and commitment.*

Respect – *We believe every person has fundamental worth and we demonstrate this in our words and actions.*

Compassion – *We care about people. We have empathy for others and treat everyone with respect and dignity.*

Growth – *We believe everyone has the capacity to reach greater potential. We strive to provide the right environment, expectations, and opportunities for development.*

Excellence – *We seek continuous improvement and innovation in every endeavor to achieve the best outcomes.*

Moving Forward

The examples above are just two components of the NDCS system currently in transformation. There are a number of other initiatives underway throughout the Department that are transforming how we as an agency fulfill our mission to keep people safe. As a large agency with over 2,000 employees and over 5,000 inmates under our supervision, it takes time to implement change well and ensure that the reforms being implemented are lasting. The quarterly data sheet will be one vehicle the Department utilizes moving forward to provide updates on these initiatives. The data sheet itself is also a work in progress and we are interested in hearing what type of information is most useful in the quarterly data sheet moving forward. If you have any suggestions or feedback regarding the quarterly data sheet please feel free to email the Policy and Research Division at juan.jimenez@nebraska.gov

NDCS Website	http://www.corrections.nebraska.gov/
NDCS Inmate Locator	http://dcs-inmatesearch.ne.gov/Corrections/COR_input.html
Facebook Page	https://www.facebook.com/NECorrections/